



US00D952446S

(12) **United States Design Patent** (10) **Patent No.:** **US D952,446 S**
Salotto (45) **Date of Patent:** **** May 24, 2022**

(54) **CORD SECURING ASSEMBLY** 6,681,451 B1 * 1/2004 Adams B65D 63/1027
24/17 AP
(71) Applicant: **Arnold G. Salotto**, York, PA (US) 7,107,654 B2 9/2006 Byers
D570,256 S 6/2008 Tucker
(72) Inventor: **Arnold G. Salotto**, York, PA (US) D613,586 S * 4/2010 Goodman D8/367
D630,088 S * 1/2011 Kim D8/367
D639,355 S 6/2011 Kassel
D639,356 S 6/2011 Kassel

(**) Term: **15 Years**

(21) Appl. No.: **29/726,408**

(22) Filed: **Mar. 3, 2020**

(51) **LOC (13) Cl.** **09-06**

(52) **U.S. Cl.**
USPC **D8/356**

(58) **Field of Classification Search**
USPC D8/349, 354, 356, 382, 367; D13/155,
D13/154, 153, 156, 157
CPC B65H 57/16; E02D 5/803; B63B 21/045;
B63B 59/02; B60D 1/18; B65D 63/109;
B65B 13/02; Y10T 24/3918
See application file for complete search history.

(56) **References Cited**

U.S. PATENT DOCUMENTS

1,616,215 A 2/1927 Chilson
3,174,787 A 3/1965 Kolman
3,953,911 A 5/1976 Fishack
D272,518 S 2/1984 Smith
4,910,835 A * 3/1990 Carpenter F16G 11/14
24/129 R
4,991,265 A 2/1991 Campbell et al.
D369,538 S * 5/1996 Henslee D8/356
5,515,580 A 5/1996 McHenry, Jr.
D380,585 S 7/1997 Olson
D382,379 S 8/1997 Smith
5,715,578 A * 2/1998 Knudson B65D 63/10
24/17 AP
6,317,938 B1 * 11/2001 Durette F16G 11/00
24/301
6,523,229 B2 2/2003 Severson
6,543,094 B2 * 4/2003 D'Addario H02G 3/26
24/459

(Continued)

FOREIGN PATENT DOCUMENTS

CA 2029816 A1 5/1991
CN 206820390 U 12/2017
(Continued)

OTHER PUBLICATIONS

Reusable Silicon Cable Twist Ties, TEEO STORE, <https://www.amazon.com/Reusable-Organizer-Management-Electronics-Non-Velcro/dp/B07Z8BB66S?th=1>, Oct. 17, 2019 (Year: 2019).*
(Continued)

Primary Examiner — Richard Kearney
Assistant Examiner — Benjamin M Weeks
(74) *Attorney, Agent, or Firm* — Womble Bond Dickinson (US) LLP

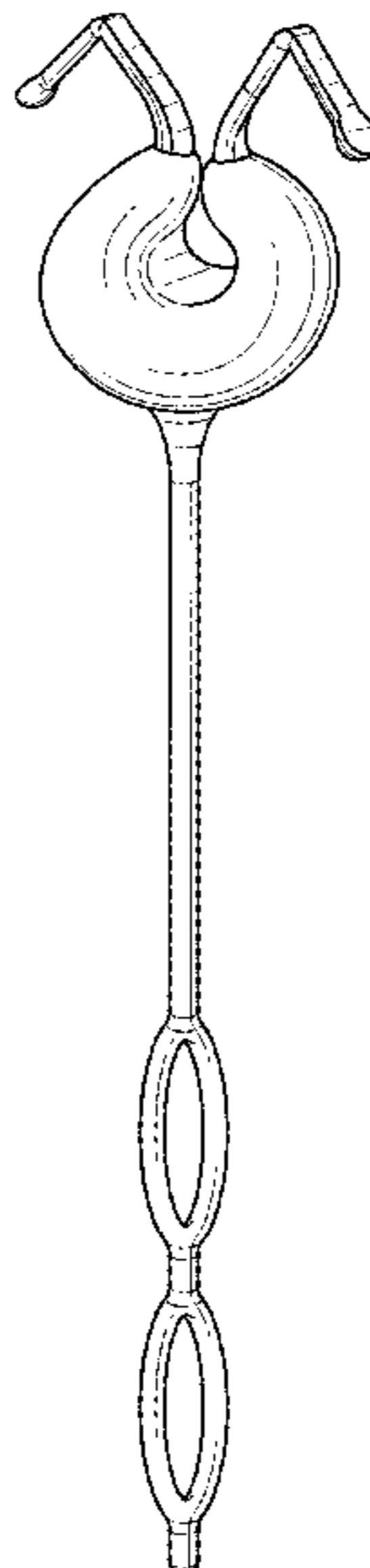
(57) **CLAIM**

The ornamental design for a cord securing assembly, as shown and described.

DESCRIPTION

FIG. 1 is a perspective view of a cord securing assembly; FIG. 2 is a left side view thereof; FIG. 3 is a right side view thereof; FIG. 4 is a front view thereof; FIG. 5 is a rear view thereof; FIG. 6 is a top view thereof; and, FIG. 7 is a bottom view thereof.

1 Claim, 4 Drawing Sheets



(56)

References Cited

U.S. PATENT DOCUMENTS

D643,886 S 8/2011 Kassel
 D661,574 S * 6/2012 Platt D8/367
 8,191,207 B1 6/2012 Holscher
 8,295,533 B1 10/2012 Schachtman
 9,021,681 B2 5/2015 Owen
 9,151,411 B2 10/2015 Owen
 9,340,341 B2 5/2016 Farrell
 9,382,051 B2 7/2016 Creato
 9,537,268 B2 1/2017 Kellman
 D796,944 S * 9/2017 Davis D8/394
 9,884,708 B2 * 2/2018 Cole B65D 63/1027
 D812,455 S * 3/2018 Samuelson D8/367
 9,927,057 B2 3/2018 Dyer et al.
 9,938,062 B1 * 4/2018 Scarlett B65D 63/04
 10,029,835 B1 7/2018 Cuddy et al.
 10,065,777 B2 9/2018 King
 10,183,793 B1 1/2019 Scarlett
 D847,617 S * 5/2019 Brooks D8/367
 10,364,076 B2 7/2019 Seok
 10,369,484 B2 8/2019 Barnas et al.
 D861,087 S * 9/2019 Mantione, III D21/694
 10,435,214 B2 10/2019 Kuperus
 10,806,277 B1 * 10/2020 Chargois A47F 7/0071
 D911,826 S * 3/2021 Maynard D8/367
 D919,417 S * 5/2021 Wedding D8/367
 D922,178 S * 6/2021 Salotto F16G 11/143
 D8/349

2005/0257348 A1* 11/2005 Byers B65D 63/109
 24/16 R
 2013/0185900 A1* 7/2013 Campbell F16G 11/101
 24/301
 2015/0225150 A1 8/2015 Farrell
 2016/0156141 A1 6/2016 Kellman
 2016/0297584 A1 10/2016 Bicknell et al.
 2017/0190486 A1 7/2017 Martinson

FOREIGN PATENT DOCUMENTS

EP 1291565 B1 3/2003
 EP 2431296 B1 3/2012
 JP 2005-206226 A 8/2005
 KR 10-2010-0028304 A 3/2010
 KR 20-0463864 Y1 11/2012
 KR 10-1540995 B1 8/2015
 WO WO2008137660 A1 11/2008
 WO WO2015183743 A1 12/2015
 WO WO2018009325 A1 1/2018

OTHER PUBLICATIONS

Related to Co-pending Design U.S. Appl. No. 29/726,402, filed Mar. 3, 2020.
 Related to Co-pending Design U.S. Appl. No. 29/739,919, filed Jun. 30, 2020.
 International Search Report and Written Opinion for PCT/US2021/020686 dated Jun. 28, 2021.

* cited by examiner

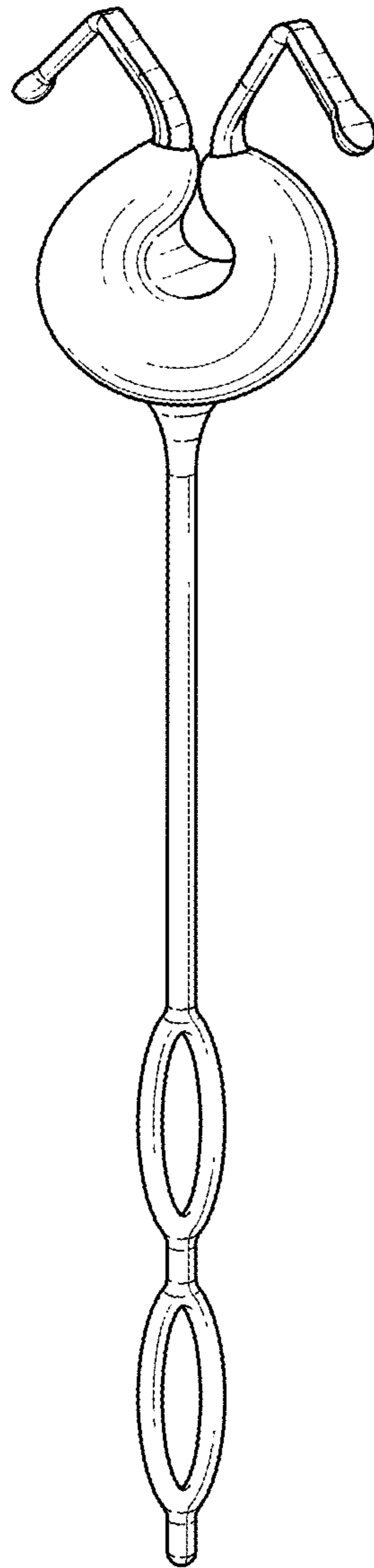


FIG. 1

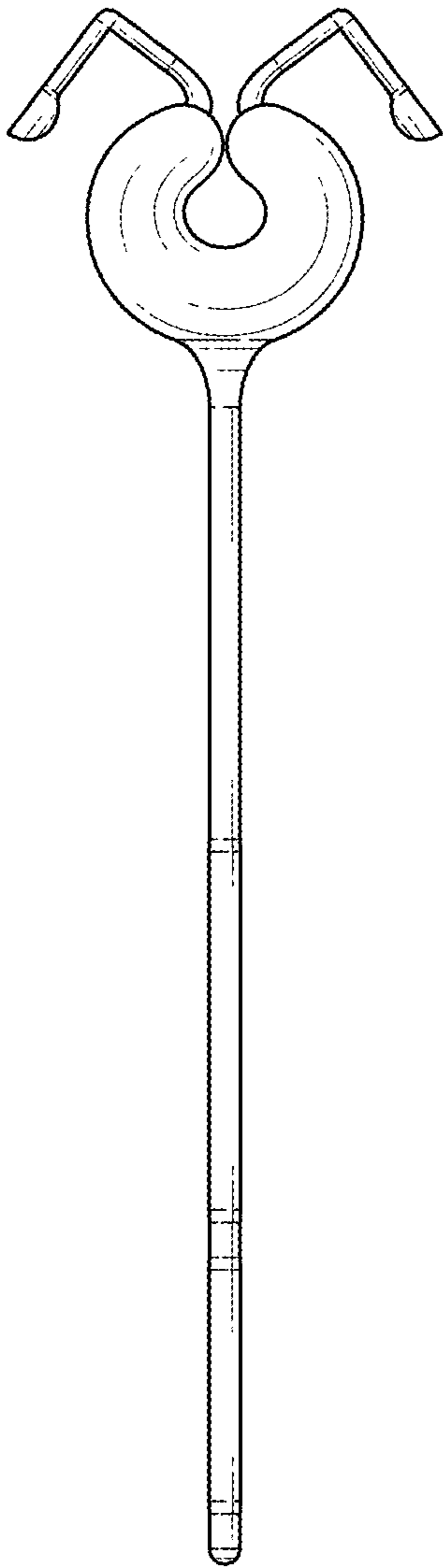


FIG. 2

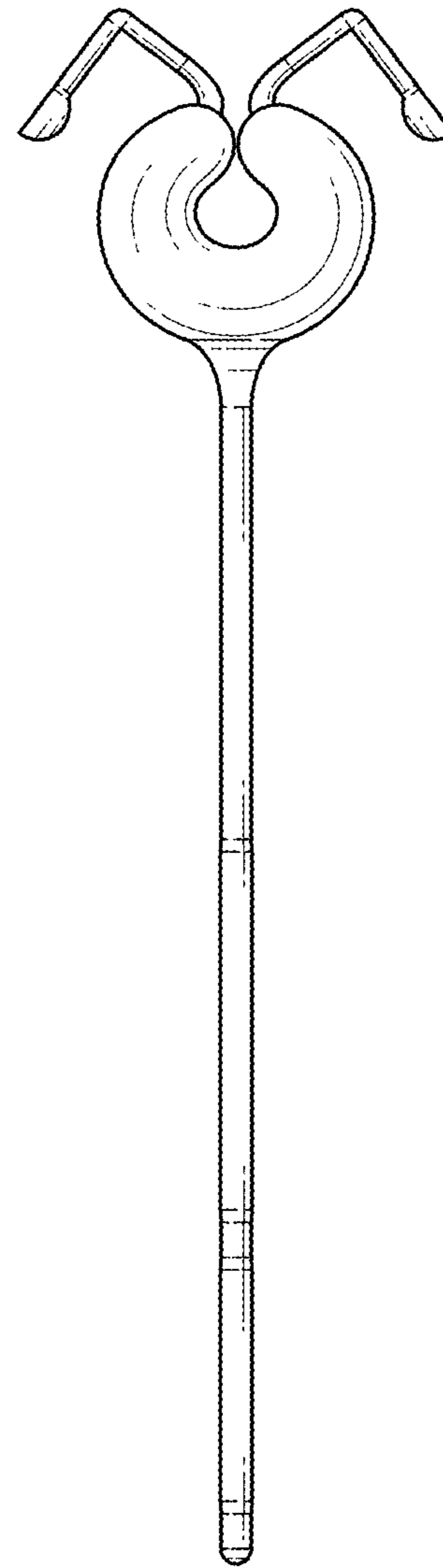


FIG. 3

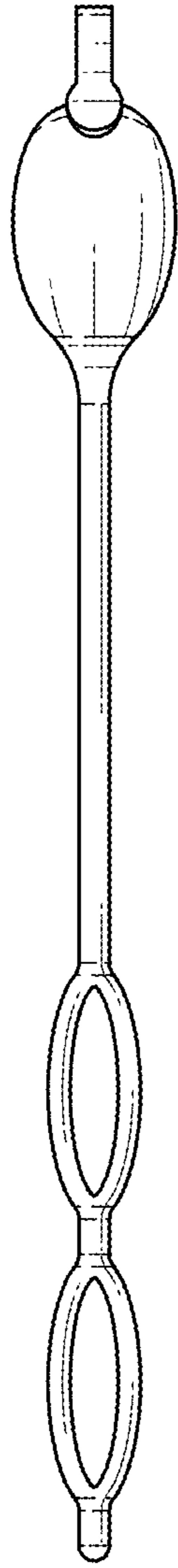


FIG. 4

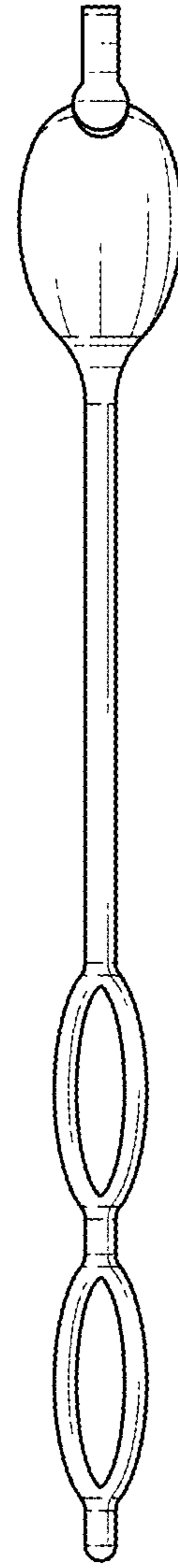


FIG. 5

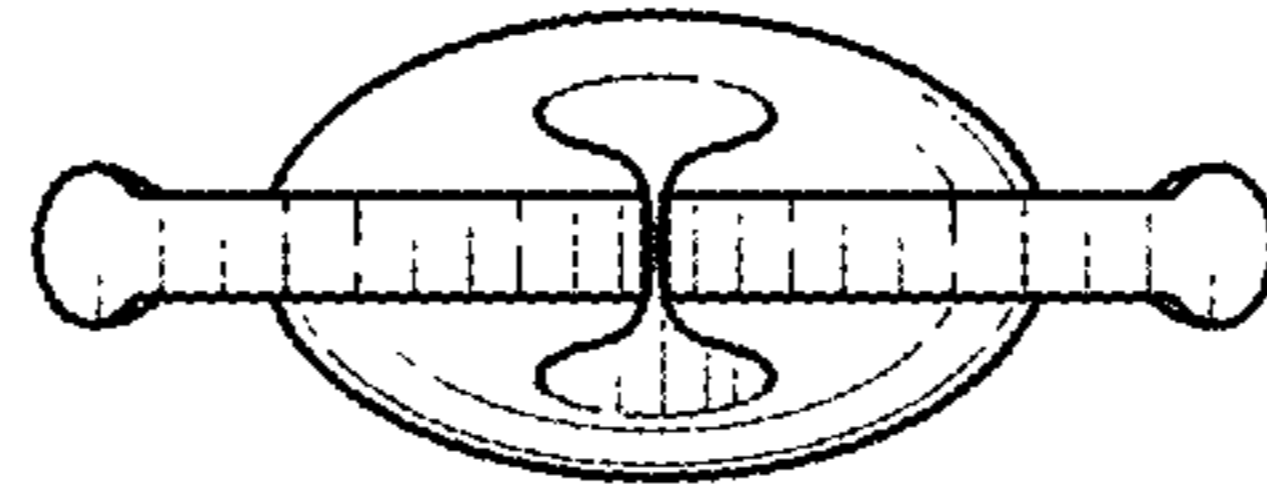


FIG. 6

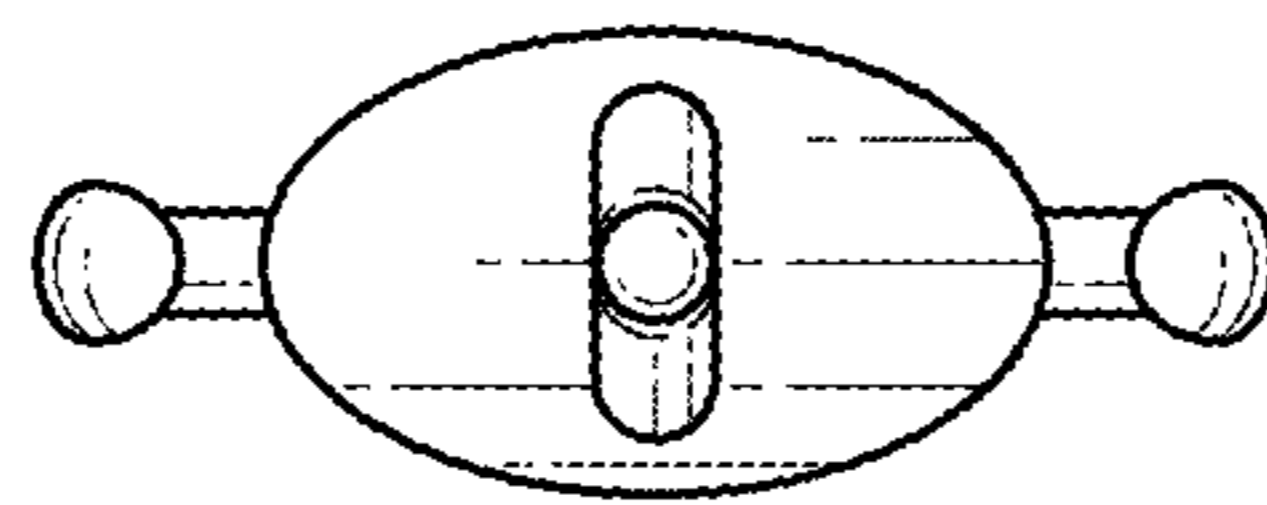


FIG. 7