



US00D952425S

(12) **United States Design Patent** (10) **Patent No.:** **US D952,425 S**
Chen (45) **Date of Patent:** **** May 24, 2022**

(54) **WRENCH**
(71) Applicant: **Jun-Fan Chen**, Taichung (TW)
(72) Inventor: **Jun-Fan Chen**, Taichung (TW)
(**) Term: **15 Years**
(21) Appl. No.: **29/756,264**
(22) Filed: **Oct. 27, 2020**
(51) **LOC (13) Cl.** **08-05**
(52) **U.S. Cl.**
USPC **D8/17; D8/21**
(58) **Field of Classification Search**
USPC D8/16, 17, 18, 19, 21, 22, 25-28;
D24/133, 152, 155, 156
CPC B25B 13/08; B25B 13/46; B25B 13/481;
B25B 13/461; B25B 13/48; B25B 13/56;
B25B 13/16; B25B 23/1425; B25B 23/16;
B25B 21/004; B25G 3/26; B67B 7/14;
B25F 1/00
See application file for complete search history.

(56) **References Cited**
U.S. PATENT DOCUMENTS
227,768 A * 5/1880 Griffiths B25B 13/48
81/120
D28,380 S * 3/1898 Stortz B25B 13/04
D8/17
2,716,367 A * 8/1955 Montgomery B25B 13/04
D8/21
D230,943 S * 3/1974 Marcanello D8/24

D393,578 S * 4/1998 Keddie 81/124.4
D414,995 S * 10/1999 Hsieh D8/40
D422,466 S * 4/2000 Kovach D8/17
D448,981 S * 10/2001 Solanki D8/28
D477,197 S * 7/2003 Yates D8/19
D675,076 S * 1/2013 Oachs D8/17
D770,250 S * 11/2016 Fischer D8/17
D893,280 S * 8/2020 Adelman D8/21
D932,855 S * 10/2021 Brahmhatt D8/17
11,154,966 B1 * 10/2021 Del Giudice B25G 1/102

* cited by examiner


Primary Examiner — Rachel A. Voorhies
Assistant Examiner — Benjamin D. Wannemacher
(74) *Attorney, Agent, or Firm* — Muncy, Geissler, Olds & Lowe, P.C.

(57) **CLAIM**
I claim the ornamental design for a wrench, as shown and described.

DESCRIPTION

FIG. 1 is a top, front, right perspective view of a wrench showing my new design;
FIG. 2 is a front elevational view thereof;
FIG. 3 is a rear elevational view thereof;
FIG. 4 is a left side view thereof;
FIG. 5 is a right side view thereof;
FIG. 6 is a top plan view thereof;
FIG. 7 is a bottom plan view thereof; and,
FIG. 8 is a bottom, front, left perspective view.
The broken lines in the drawings illustrate portions of the wrench which form no part of the claimed design.

1 Claim, 6 Drawing Sheets



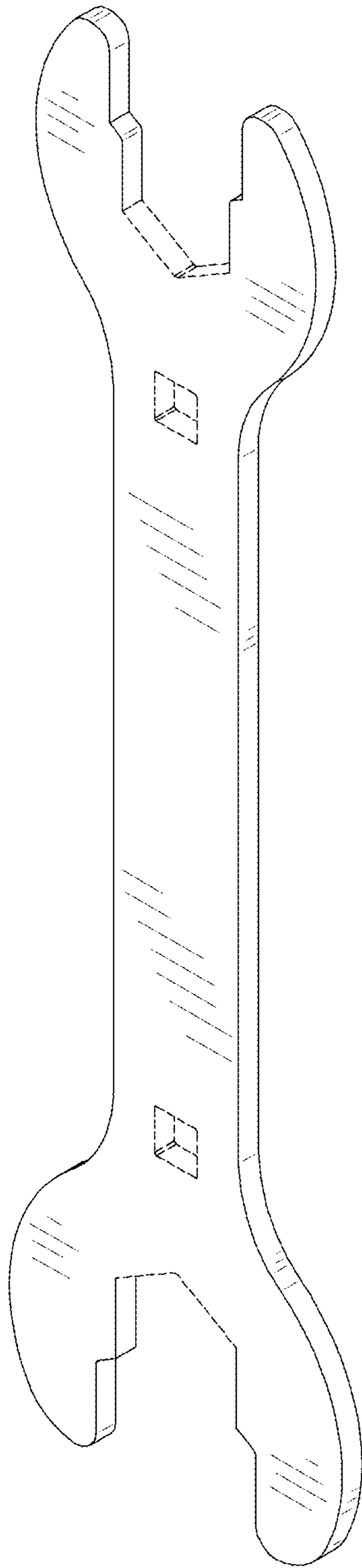


FIG. 1




FIG. 2




FIG. 3



FIG. 4




FIG. 5



FIG. 6

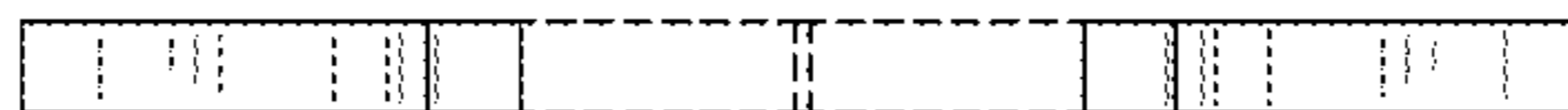


FIG. 7

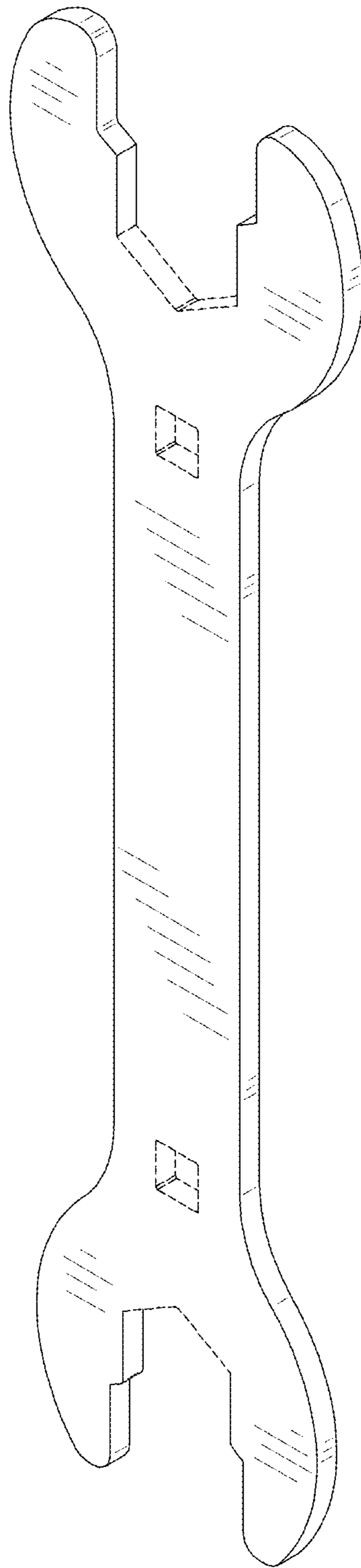


FIG. 8