



US00D952418S

(12) **United States Design Patent**
Wang

(10) **Patent No.:** **US D952,418 S**

(45) **Date of Patent:** **** May 24, 2022**

(54) **FOOD CHOPPER**

(71) Applicant: **Weiqiang Wang**, Shen Zhen (CN)

(72) Inventor: **Weiqiang Wang**, Shen Zhen (CN)

(**) Term: **15 Years**

(21) Appl. No.: **29/785,065**

(22) Filed: **May 24, 2021**

(51) **LOC (13) Cl.** **07-04**

(52) **U.S. Cl.**
USPC **D7/693; D7/384**

(58) **Field of Classification Search**
USPC D7/693, 381, 383, 384, 385, 372
CPC .. A47J 2043/04409; A47J 17/02; A47J 43/04;
A47J 43/044; A47J 43/06; A47J 43/105;
A47J 43/0705; A47J 43/082; B26D 3/283
See application file for complete search history.

(56) **References Cited**

U.S. PATENT DOCUMENTS

D527,588 S * 9/2006 de Groote D7/693
7,669,793 B2 * 3/2010 So A47J 43/082
241/199.12

D651,871 S 1/2012 Coursey et al.
D673,006 S * 12/2012 Kent D7/693
D708,903 S * 7/2014 Wong D7/378
D821,162 S * 6/2018 Mor D7/677
D821,828 S * 7/2018 Chen D7/693
D843,796 S 3/2019 Wong
D873,628 S * 1/2020 Chen D7/673
2009/0045274 A1 * 2/2009 So A47J 43/082
206/320

* cited by examiner

Primary Examiner — Terry A Wallace

(74) *Attorney, Agent, or Firm* — Mark M. Friedman

(57) **CLAIM**

The ornamental design for the food chopper, as shown.

DESCRIPTION

FIG. 1 is a top view of a food chopper showing my design;
FIG. 2 is a left side view thereof;
FIG. 3 is a back view thereof;
FIG. 4 is a perspective view thereof;
FIG. 5 is a right side view thereof;
FIG. 6 is a front view thereof; and,
FIG. 7 is a bottom view thereof.

1 Claim, 7 Drawing Sheets




FIG. 1

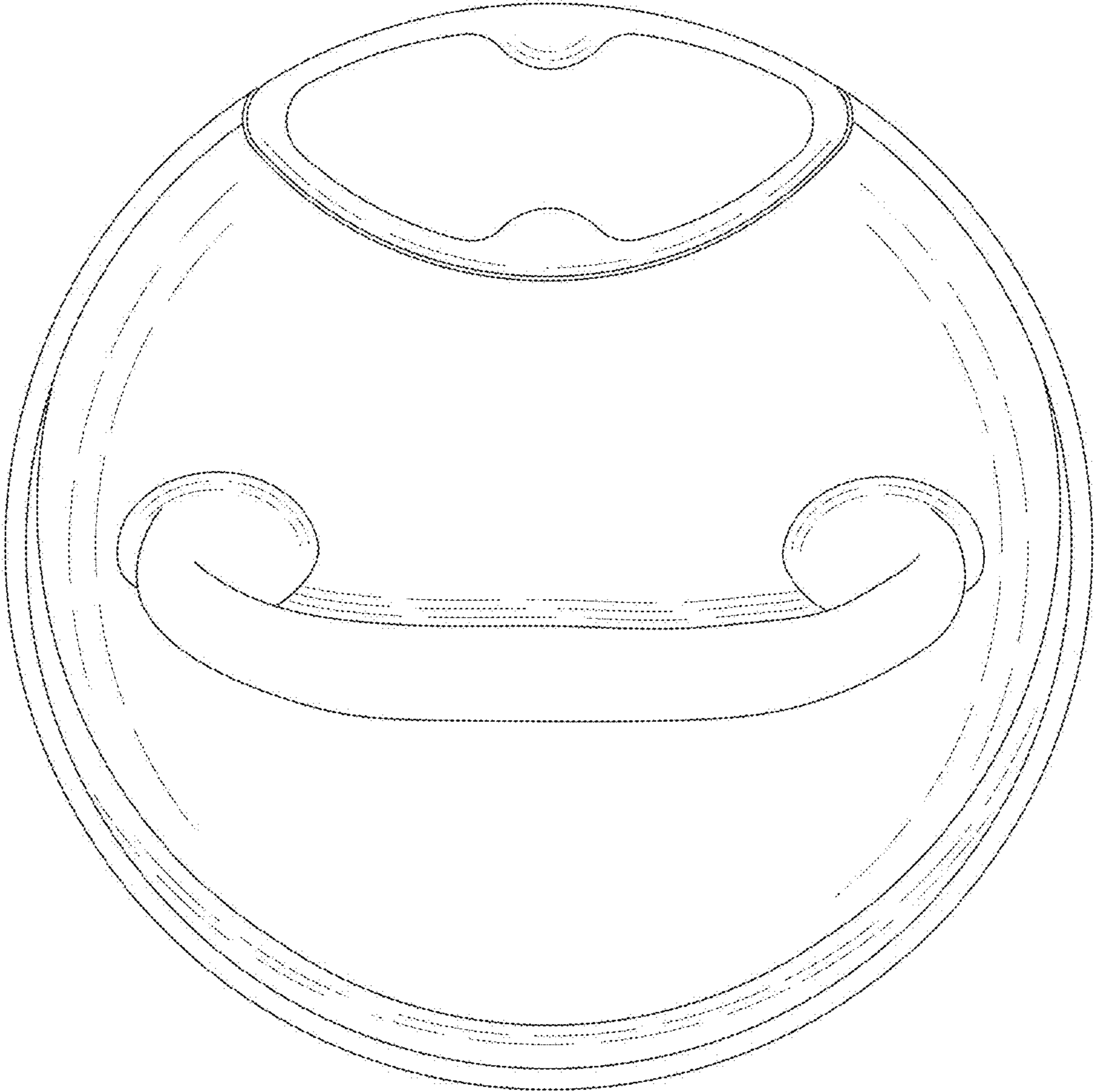


FIG. 2




FIG. 3




FIG. 4




FIG. 5




FIG. 6




FIG. 7

