



US00D952410S

(12) **United States Design Patent**
Shinichi et al.

(10) **Patent No.:** **US D952,410 S**

(45) **Date of Patent:** **** May 24, 2022**

(54) **CAN COOLER**

(71) Applicant: **Lishui Mingxi E-Commerce Co., Ltd.**,
Lishui (CN)

(72) Inventors: **Muto Shinichi**, Lishui (CN); **Yingqing Liu**, Lishui (CN)

(**) Term: **15 Years**

(21) Appl. No.: **29/745,140**

(22) Filed: **Aug. 4, 2020**

(51) **LOC (13) Cl.** **07-10**

(52) **U.S. Cl.**
USPC **D7/608**

(58) **Field of Classification Search**
USPC D7/300, 313, 316, 507, 509, 510, 511,
D7/602, 605, 606, 607, 608, 620, 624.2,
D7/701

CPC .. A47J 41/00; A47J 43/00; A47J 47/00; A47J
47/02; A47J 47/08; A47G 19/2205; A47G
23/16; A47G 19/2272; A47G 19/2288;
A47G 19/23; A45F 3/16; A45F
2200/0583; B65D 1/265; B65D 3/22;
B65D 81/3865; B65D 81/3453

See application file for complete search history.

(56) **References Cited**

U.S. PATENT DOCUMENTS

D442,833 S * 5/2001 Shuman D7/608
D455,612 S * 4/2002 Gullickson D7/619.1
D591,563 S * 5/2009 Johnson D7/624.2
D727,688 S * 4/2015 Hewitt D7/624.2
D752,397 S * 3/2016 Seiders D7/624.2

D780,533 S * 3/2017 Seiders D7/624.2
D801,753 S * 11/2017 Piper D7/624.2
D807,712 S * 1/2018 Miller D7/624.2
D816,422 S * 5/2018 Nguyen D7/603
D829,056 S * 9/2018 Wall D7/608
D834,376 S * 11/2018 Melanson D7/624.2
D845,718 S * 4/2019 Vargo D7/608
D873,092 S * 1/2020 Jacobsen D7/624.2
D902,665 S * 11/2020 Jacobsen D7/608
D902,666 S * 11/2020 Wu D7/624.2
D902,667 S * 11/2020 Wu D7/624.2
D908,444 S * 1/2021 Pape D7/607
D923,428 S * 6/2021 Haas D7/624.2

* cited by examiner

Primary Examiner — Joseph Kukella

Assistant Examiner — Darryl J Dardenne

(74) *Attorney, Agent, or Firm* — Rumit Ranjit Kanakia

(57) **CLAIM**

We claim the ornamental design for a can cooler, as shown and described.

DESCRIPTION

FIG. 1 is a Perspective view of a can cooler showing my new design;

FIG. 2 is a Front view thereof;

FIG. 3 is a Back view thereof;

FIG. 4 is a Right-side view thereof;

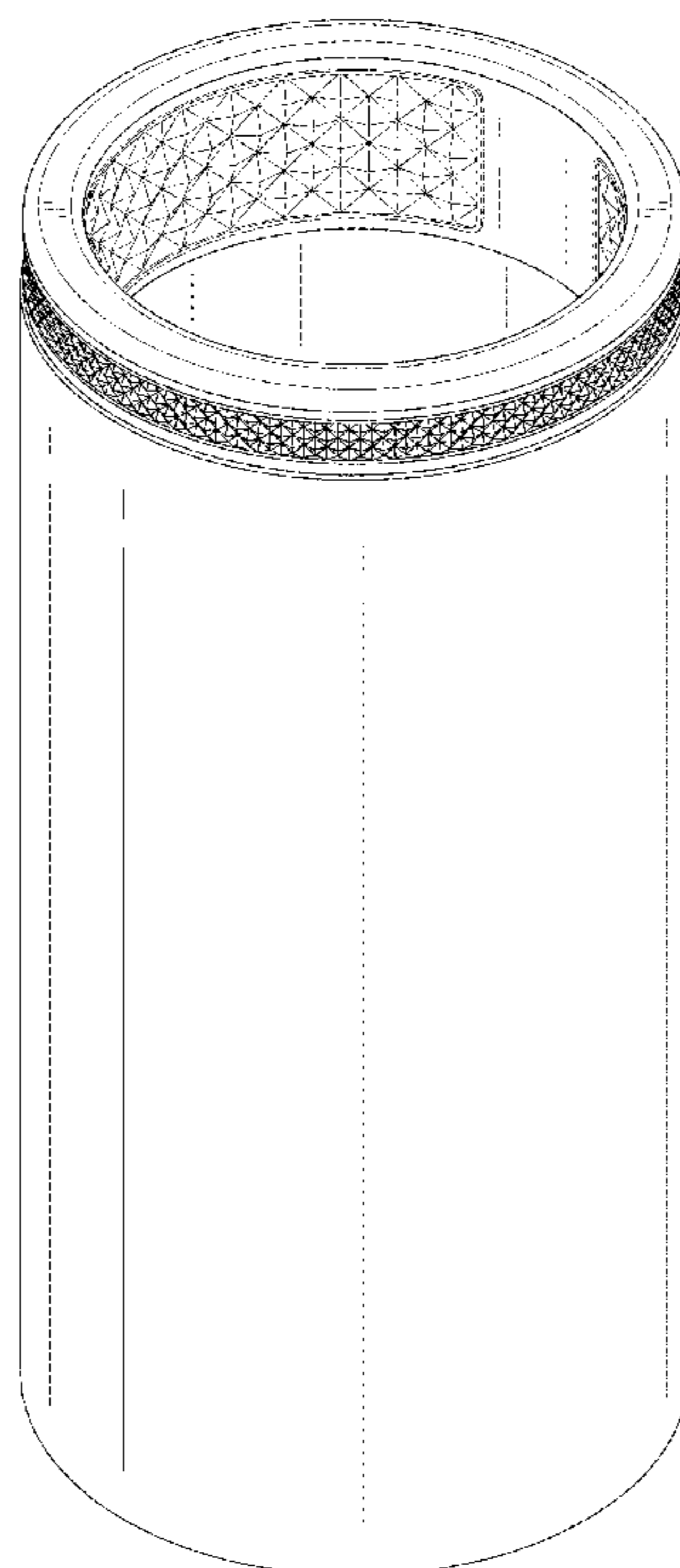
FIG. 5 is a Left-side view thereof;

FIG. 6 is a Top view thereof; and,

FIG. 7 is a Bottom view thereof.

The broken lines are for the purpose of illustrating portions of the article that form no part of the claim.

1 Claim, 7 Drawing Sheets






FIG. 1




FIG. 2




FIG. 3




FIG. 4




FIG. 5

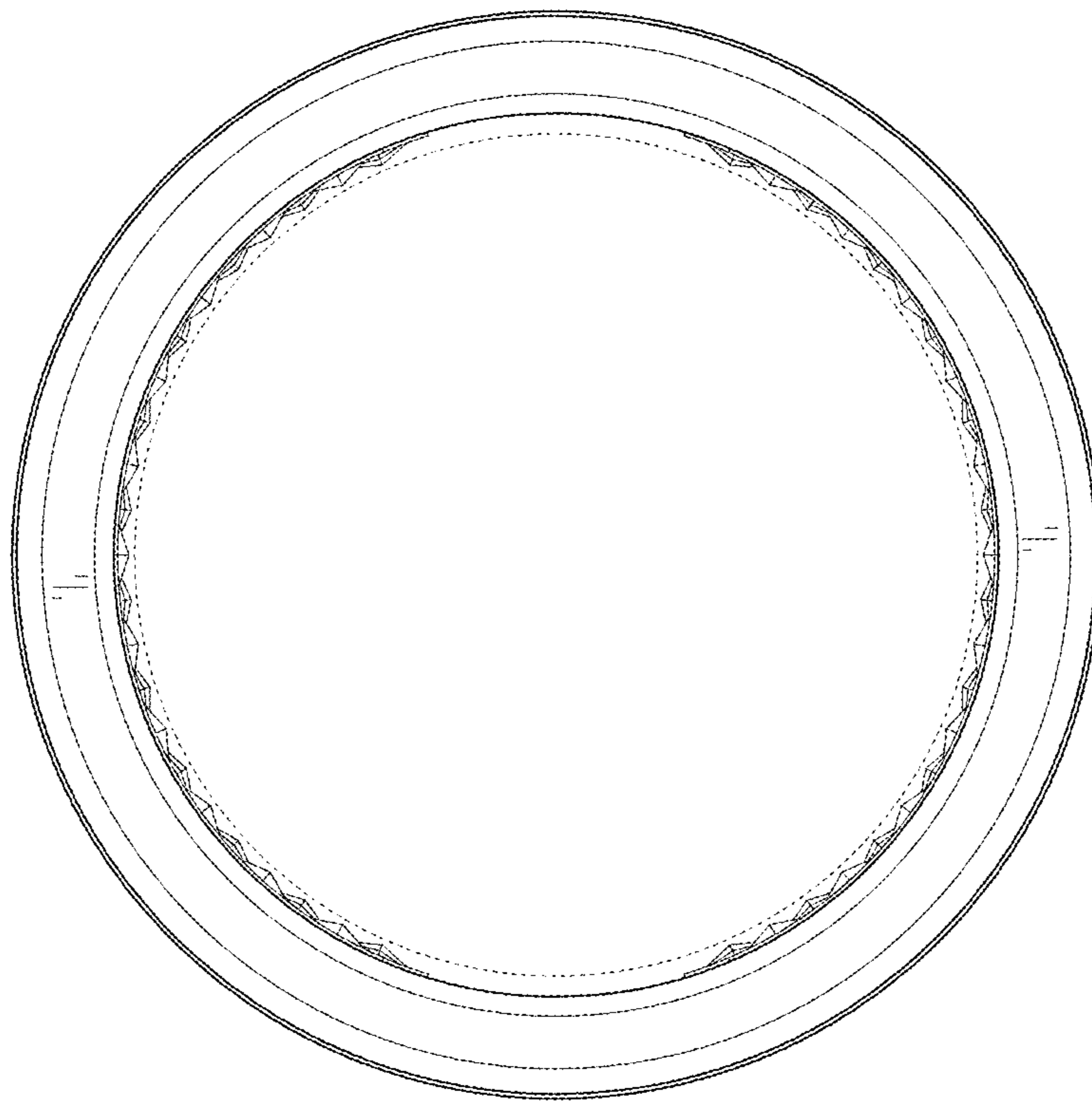


FIG. 6

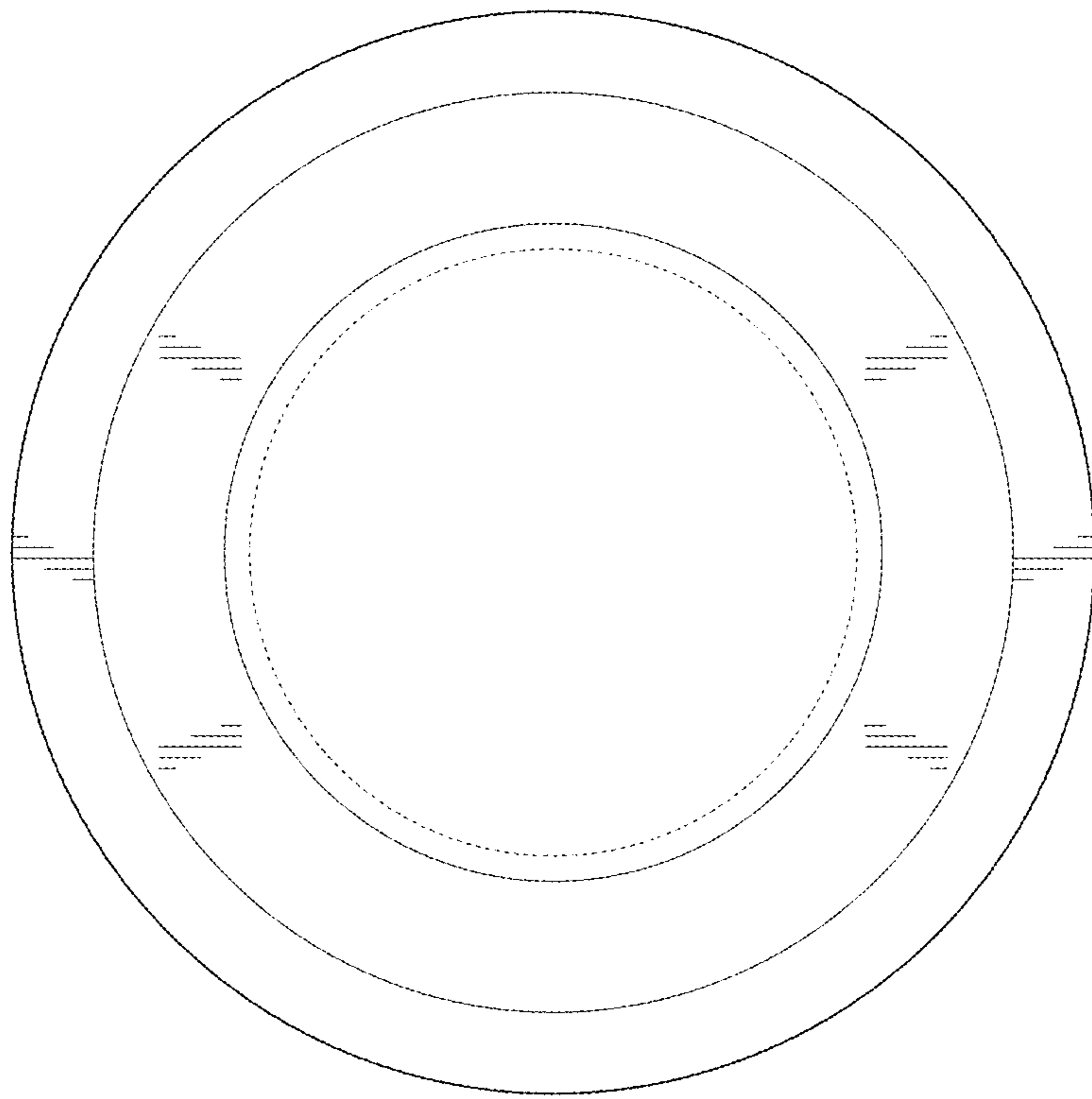


FIG. 7