



US00D952389S

(12) **United States Design Patent** (10) **Patent No.:** **US D952,389 S**
Byun (45) **Date of Patent:** **** May 24, 2022**

(54) **COFFEE MACHINE**

2201/291; B01D 2201/30; B01D
2201/301; B01D 2201/306

(71) Applicant: **De' Longhi Appliances S.R.L. Con
Unico Socio**, Treviso (IT)

See application file for complete search history.

(72) Inventor: **Da Mi Byun**, Lausanne (CH)

(56) **References Cited**

(73) Assignee: **DE' LONGHI APPLIANCES S.R.L.
CON UNICO SOCIO**

U.S. PATENT DOCUMENTS

(**) Term: **15 Years**

D242,892 S 1/1977 Brown et al.
D300,596 S 4/1989 Eugster
D319,167 S 8/1991 Adams et al.
D321,807 S 11/1991 Adams

(Continued)

(21) Appl. No.: **29/686,769**

FOREIGN PATENT DOCUMENTS

(22) Filed: **Apr. 8, 2019**

CN 303535476 * 12/2015
CN 304186649 * 6/2017

(Continued)

(30) **Foreign Application Priority Data**

OTHER PUBLICATIONS

Oct. 9, 2018 (EM) 005777018

(51) **LOC (13) Cl.** **07-02**

Mr. Coffee, "Mr. Coffee Espresso and Cappuccino Maker," Sep. 15,
2012, Amazon.com, www.amazon.com/dp/B007K9OIMU (Year:
2012).*

(52) **U.S. Cl.**

(Continued)

USPC **D7/313; D7/311**

(58) **Field of Classification Search**

Primary Examiner — Shannon W Morgan

Assistant Examiner — Arva P Adams

(74) *Attorney, Agent, or Firm* — BakerHostetler

USPC D7/213, 300, 305-313, 392, 395,

D7/397-401, 415, 665, 683; D9/417,

D9/429, 434, 435, 450, 452-454, 499;

D23/207, 262; D20/4; D15/82;

D24/133, 134, 152, 157, 176, 220, 221

CPC B67D 3/00; B67D 1/0021; B67D 1/0085;

B67D 1/0086; B67D 1/04; B67D 1/0857;

B67D 1/0867; B67D 2001/0087; B67D

2001/0089; A47J 31/00; A47J 31/0573;

A47J 31/18; A47J 31/36; A47J 31/407;

A47J 31/44; A47J 31/4403; A47J 31/46;

A47J 31/50; A47J 31/52; A47J 27/04;

B65D 83/00; B65D 83/0055; B65D

35/14; B65D 35/36; B65D 35/46; A47K

5/12; B01F 13/065; B01D 2201/29; B01D

(57) **CLAIM**

I claim the ornamental design for a coffee machine, as
shown and described.

DESCRIPTION

FIG. 1 is a perspective view of a coffee machine;

FIG. 2 is a front elevation view thereof;

FIG. 3 is a back elevation view thereof;



FIG. 4 is a left side elevation view thereof;

FIG. 5 is a right side elevation view thereof;

FIG. 6 is a top plan view thereof; and,

FIG. 7 is a bottom plan view thereof.

(Continued)



The dash-dot broken lines in the coffee maker represent boundaries of the claimed design and form no part of the claimed design. The lightened areas within the dash-dot broken lines form no part of the claimed design.

1 Claim, 7 Drawing Sheets

(56)

References Cited

U.S. PATENT DOCUMENTS

D339,263 S	9/1993	McCloskey	
D339,502 S	9/1993	Kamiyama	
D353,075 S	12/1994	Littmann et al.	
D356,712 S	3/1995	Brady	
D380,928 S	7/1997	Trybus	
D389,694 S	1/1998	Vinson	
D391,441 S	3/1998	Tanaka et al.	
D402,779 S	12/1998	Gudefin	
D404,246 S	1/1999	Arita et al.	
D409,875 S	5/1999	Alonge et al.	
D437,523 S	2/2001	Glucksman et al.	
D462,226 S	9/2002	Williamson et al.	
D500,427 S	1/2005	Fung	
D509,936 S	9/2005	Barquin Santillan	
D550,499 S	9/2007	Argabrite et al.	
D594,165 S	6/2009	Mizoguchi	
D594,166 S	6/2009	Mizoguchi	
D603,207 S *	11/2009	Metz	D7/306
D610,857 S	3/2010	Pateman et al.	
D611,288 S	3/2010	Bodum	
D629,989 S	12/2010	Hollerich et al.	
D629,991 S	12/2010	Day et al.	
D635,316 S	3/2011	Massip et al.	
D642,762 S	8/2011	Agren et al.	
D645,629 S	9/2011	Powell	
D646,863 S	10/2011	Hosoda et al.	
D653,905 S	2/2012	Bodum	
D659,929 S	5/2012	Yan	
D668,413 S	10/2012	Smith	
D673,419 S	1/2013	De Pra	
D676,209 S	2/2013	Sirard	
D676,210 S	2/2013	Sirard	
D688,909 S	9/2013	Chapman et al.	
D694,059 S	11/2013	De Pra	
D708,409 S	7/2014	Renault	
D708,921 S	7/2014	Hoare et al.	
D712,109 S	8/2014	Day et al.	
D715,012 S	10/2014	Ringholm et al.	
D717,911 S *	11/2014	Moon	D23/207
D718,512 S	11/2014	Whitney	
D721,531 S	1/2015	Krasne	
D728,886 S	5/2015	Whitney	
D730,101 S *	5/2015	De'Longhi	D7/309
D730,674 S	6/2015	DeLonghi et al.	
D734,582 S	7/2015	Umeda et al.	
D738,669 S	9/2015	Brook	
D739,108 S	9/2015	Orthey et al.	

D741,101 S	10/2015	Luippold et al.	
D747,059 S	1/2016	Esteve	
D760,009 S	6/2016	Moammer et al.	
D764,863 S	8/2016	Lee et al.	
D773,144 S	11/2016	Tan	
D777,498 S	1/2017	Bandixen et al.	
D794,993 S	8/2017	Hand	
D796,142 S	8/2017	Miller et al.	
D799,772 S	10/2017	Choi	
D800,984 S	10/2017	Muller et al.	
D803,612 S *	11/2017	Byun	D7/309
D804,893 S	12/2017	De Longhi et al.	
D811,148 S	2/2018	Harrod	
D814,222 S	4/2018	Bronwasser	
D815,482 S	4/2018	Bell et al.	
D841,775 S *	2/2019	Ghoshal	D23/207
D842,428 S *	3/2019	Choi	A47J 31/42
			D23/207
D853,771 S *	7/2019	Wood	A47J 31/4485
			D7/306
D897,152 S *	9/2020	Wood	D7/397
2008/0235998 A1	10/2008	Yeung et al.	
2010/0307034 A1	12/2010	Knott et al.	
2013/0206013 A1 *	8/2013	De' Longhi	A47J 31/4485
			99/293
2016/0051082 A1 *	2/2016	Tonelli	A47J 31/42
			99/280

FOREIGN PATENT DOCUMENTS

CN	304360847	*	11/2017
EM	005777018-0001	*	10/2018
EM	005777018-0002	*	10/2018
JP	D1591575	*	11/2017
RU	00107604	*	3/2018

OTHER PUBLICATIONS

Oster Prima Latte Evolution, Facebook post, Mar. 9, 2017, Facebook.com, www.facebook.com/Osterlatte/photos/a.543654852500658/620029341529875 (Year: 2017).*

DommieAnon, "Coffee Machine—Espresso Machines Coffee Latte Macchiato Cappuccino PNG," Aug. 11, 2017, (Year: 2017).*

Kanen Coffee, LLC, "Not forthing milk—Delonghi Nespresso Lattissima Pro Test 1402," Jan. 12, 2018, YouTube.com, www.youtube.com/watch?v=WPxmIEOAqcU (Year: 2018).*

OVR Chef, "Nespresso Lattissima One Coffee Machine Review," Jul. 7, 2018, YouTube.com, www.youtube.com/watch?v=jTMzwQrDmYE (Year: 2018).*

Blatchford, Sara, "De'Longhi Expands Its Leadership in Espresso With New Speciality Coffee Machines and Adds New Pour Over Coffee Maker To Its Lineup," Mar. 9, 2018, Business Wire, p. 2 (Year: 2018).*

Nestle, "Nespresso Lattissima One Original Espresso Machine with Milk Frother," Feb. 16, 2018, Amazon.com, www.amazon.com/dp/B079W93GGX (Year: 2018).*

De'Longhi, "De'Longhi Gran Lattissima," Aug. 13, 2019, Amazon.co.uk, www.amazon.co.uk/dp/B07VF81KW5 (Year: 2019).*

* cited by examiner



FIG. 1




FIG. 2



FIG. 3

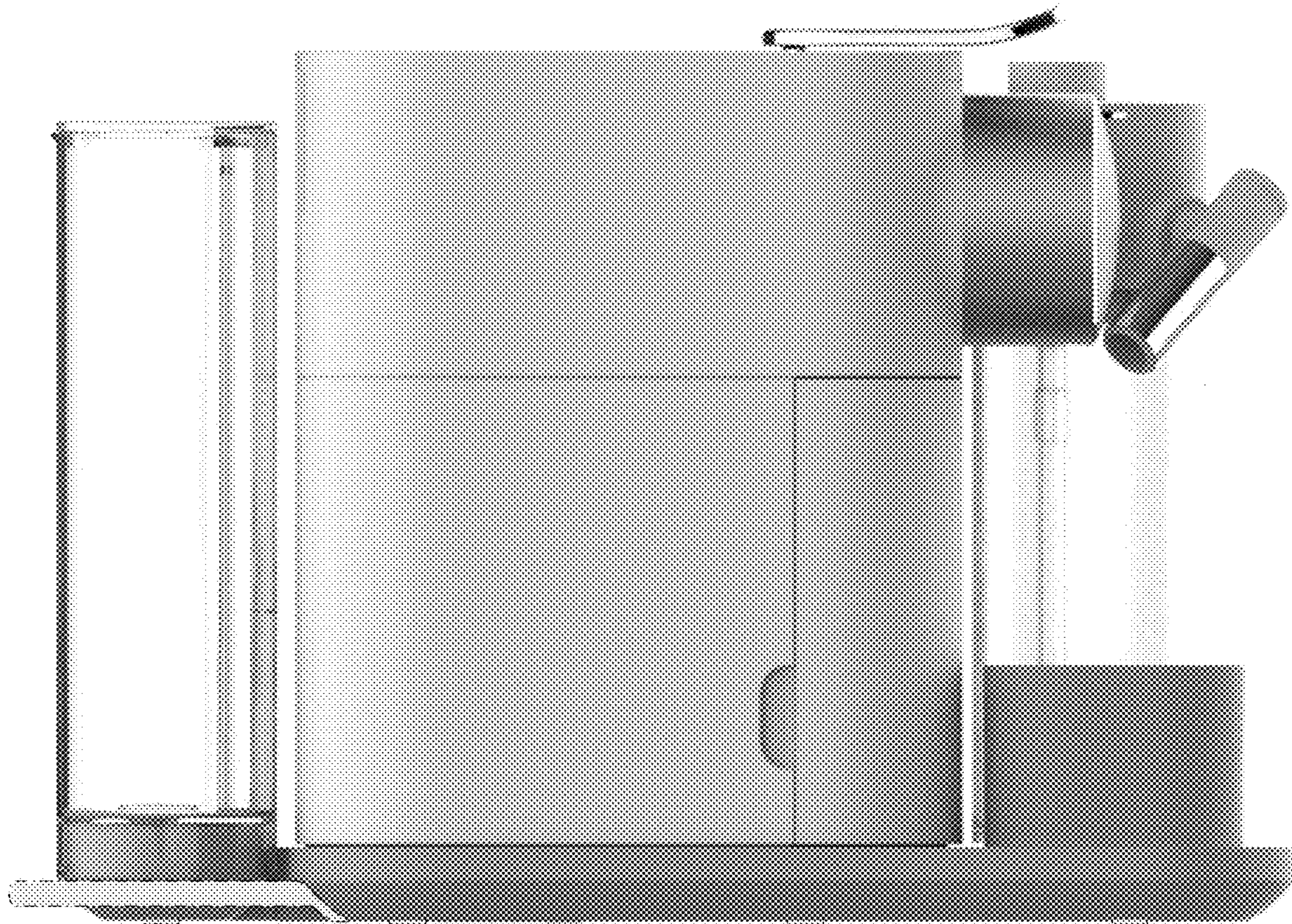


FIG. 4




FIG. 5

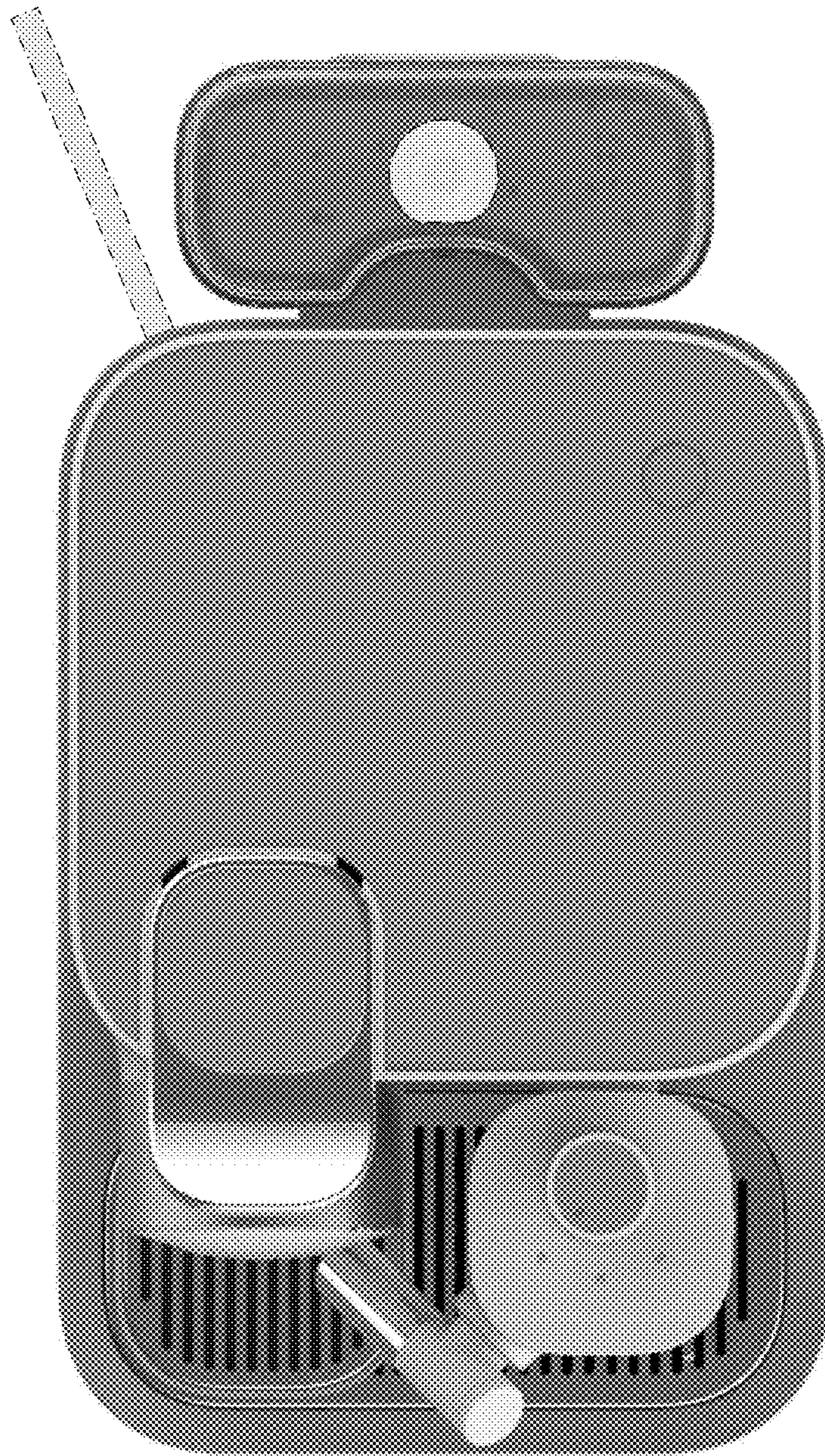


FIG. 6



FIG. 7