



US00D952377S

(12) **United States Design Patent** (10) **Patent No.:** **US D952,377 S**
Richardson et al. (45) **Date of Patent:** **** *May 24, 2022**

(54) **JEWELRY ORGANIZER** D398,789 S * 9/1998 Warshawsky D6/682.6
D610,834 S * 3/2010 Talmon D6/681.2
(71) Applicant: **Grey Rock Investments, LLC,** D722,796 S * 2/2015 Lievore D6/681.3
Bountiful, UT (US) D878,100 S * 3/2020 Liu D6/570

(72) Inventors: **Carol C. Richardson,** Bountiful, UT (US); **Brian Gary Richardson,** Bountiful, UT (US)

(73) Assignee: **Grey Rock Investments, LLC,** Bountiful, UT (US)

(*) Notice: This patent is subject to a terminal disclaimer.

(**) Term: **15 Years**

(21) Appl. No.: **29/645,041**

(22) Filed: **Apr. 23, 2018**

(51) **LOC (13) Cl.** **06-04**

(52) **U.S. Cl.**
USPC **D6/682.5**

(58) **Field of Classification Search**
USPC D6/570, 512, 566, 672, 673, 677.2, D6/677.5, 680, 680.3, 681, 681.1, 681.2, D6/681.3, 682.4, 682.5, 682.6; 211/13.1, 211/70.1, 78, 85.2, 126.14, 128.1, 129.1, 211/134, 133.1, 133.2, 153, 194, 196, 211/197, 205; 312/126, 127, 128; 206/566; 248/146, 153
CPC A47F 5/04; A47F 7/02; A47F 5/02; A47F 5/0876; A47F 5/10; A47F 5/0807; A47F 5/01; A47F 5/0006; A47F 5/0838; A45C 11/16

See application file for complete search history.

(56) **References Cited**

U.S. PATENT DOCUMENTS

D339,249 S * 9/1993 Wu D6/681.1
D387,216 S * 12/1997 Stone D6/403

OTHER PUBLICATIONS

All hung up website, Stand Jewelry Organizer, Nov. 8, 2018, <https://allhungup.co/collections/all-products/products/stand-jewelry-organizer> (Year: 2018).*

* cited by examiner

Primary Examiner — Nathan M Johnston

(74) *Attorney, Agent, or Firm* — Thorpe North & Western

(57) **CLAIM**

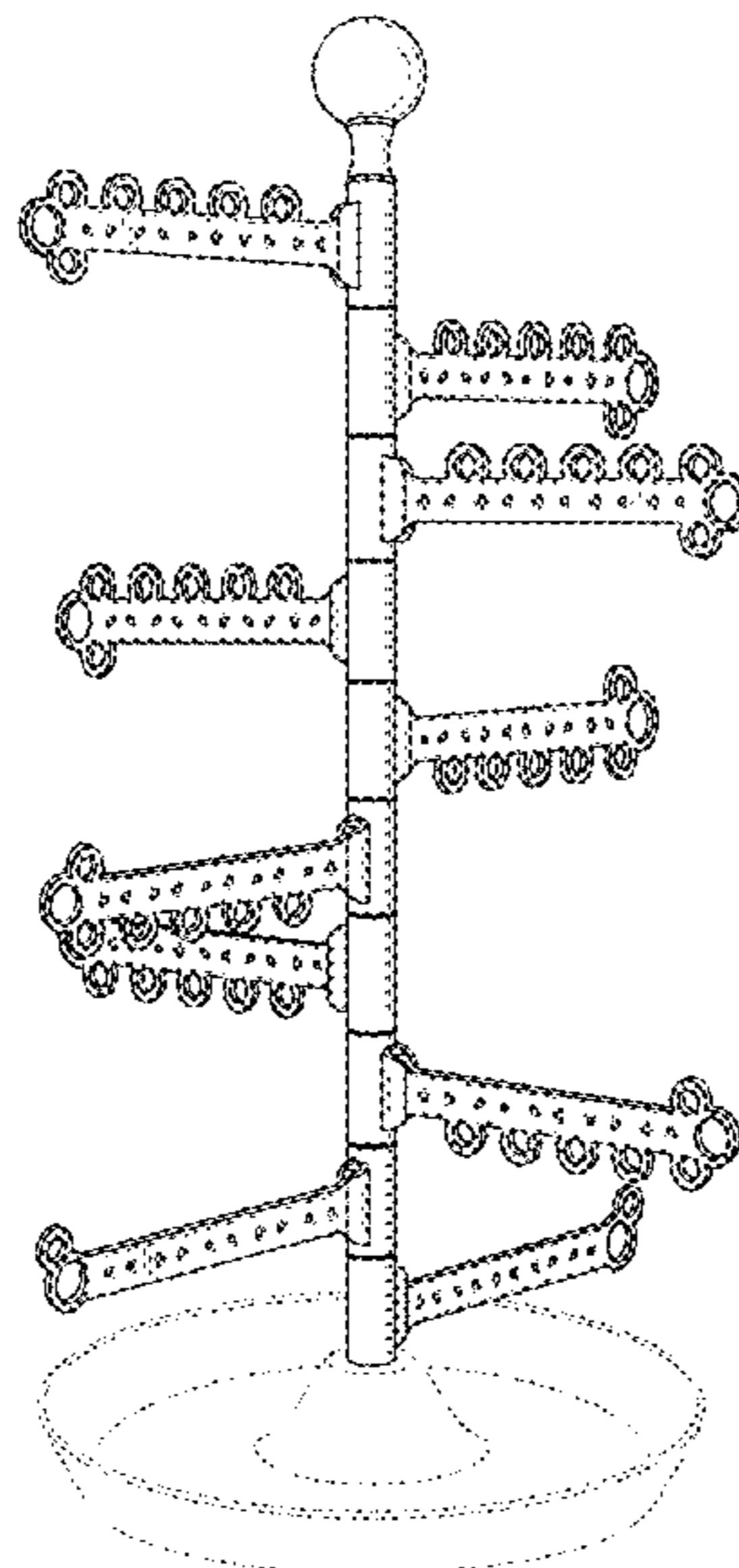
The ornamental design for a jewelry organizer, as shown and described.

DESCRIPTION

FIG. 1 is a top perspective view of the jewelry organizer on a base stand thereof;
FIG. 2 is a front view of the jewelry organizer on a base stand thereof;
FIG. 3 is a back view of the jewelry organizer on a base stand thereof;
FIG. 4 is a right view of the jewelry organizer on a base stand thereof; and,
FIG. 5 is a left view of the jewelry organizer on a base stand thereof.

The broken lines shown in the figures represent portions of the jewelry organizer that form no part of the claimed design.

1 Claim, 5 Drawing Sheets



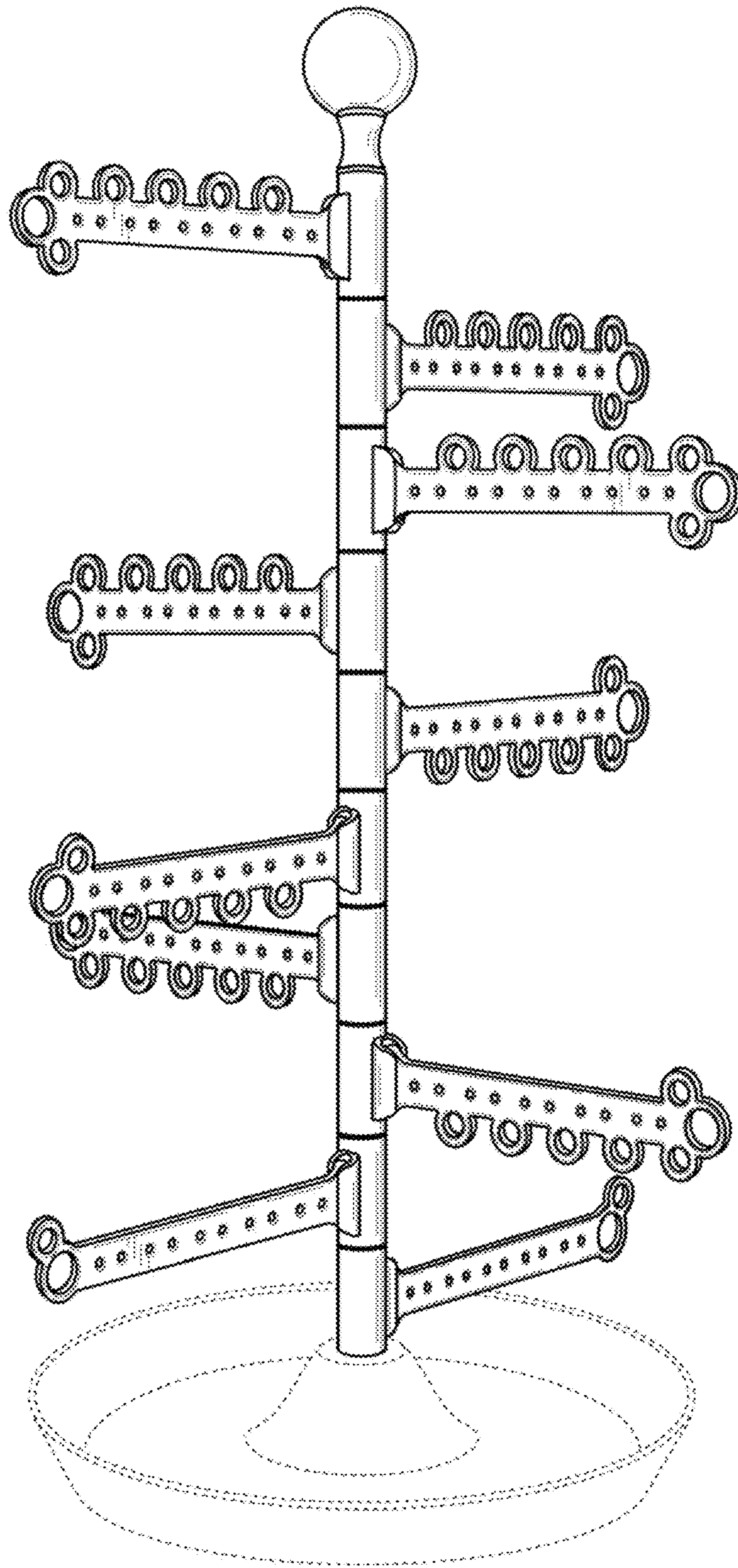


FIG. 1

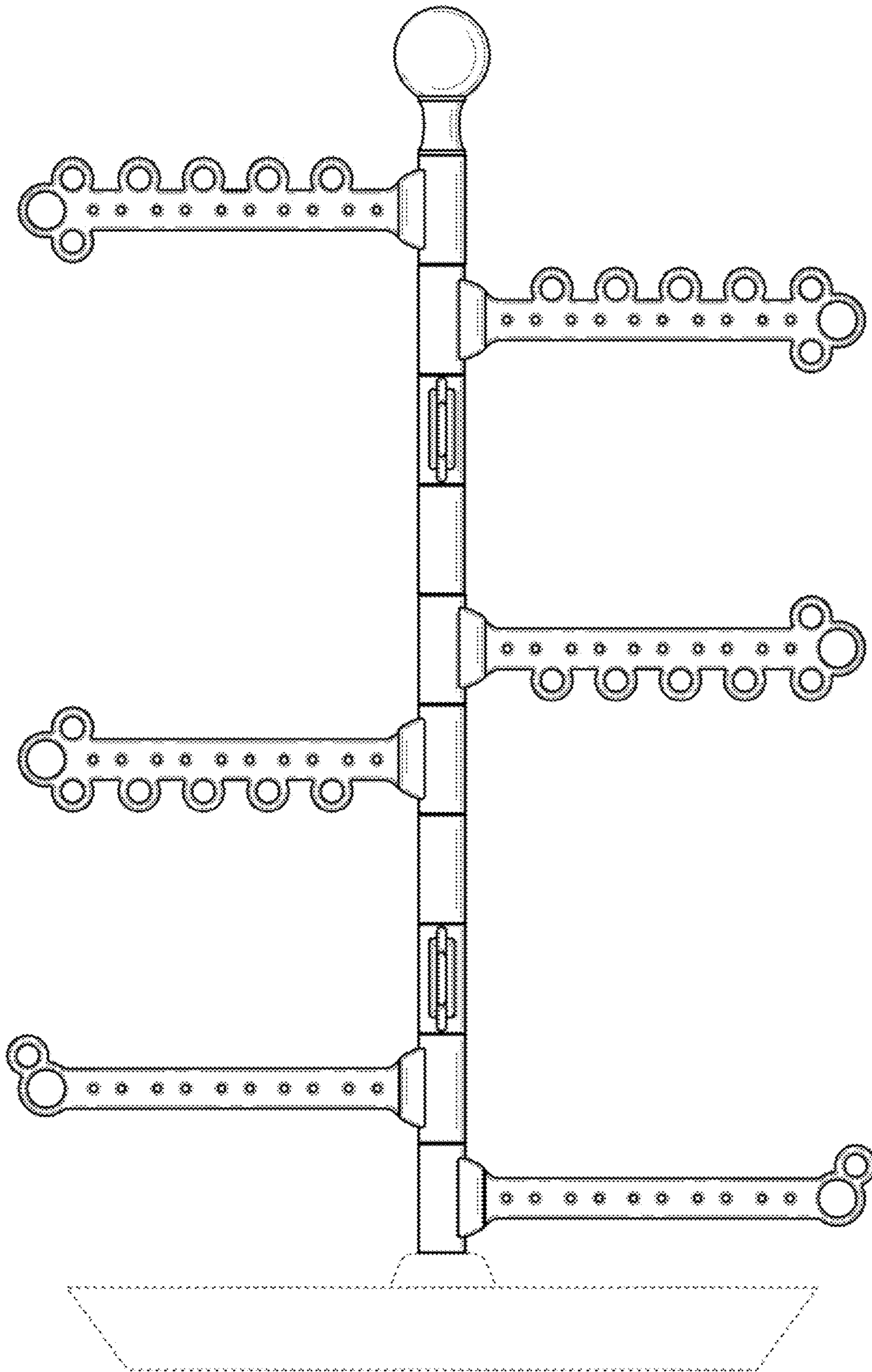


FIG. 2

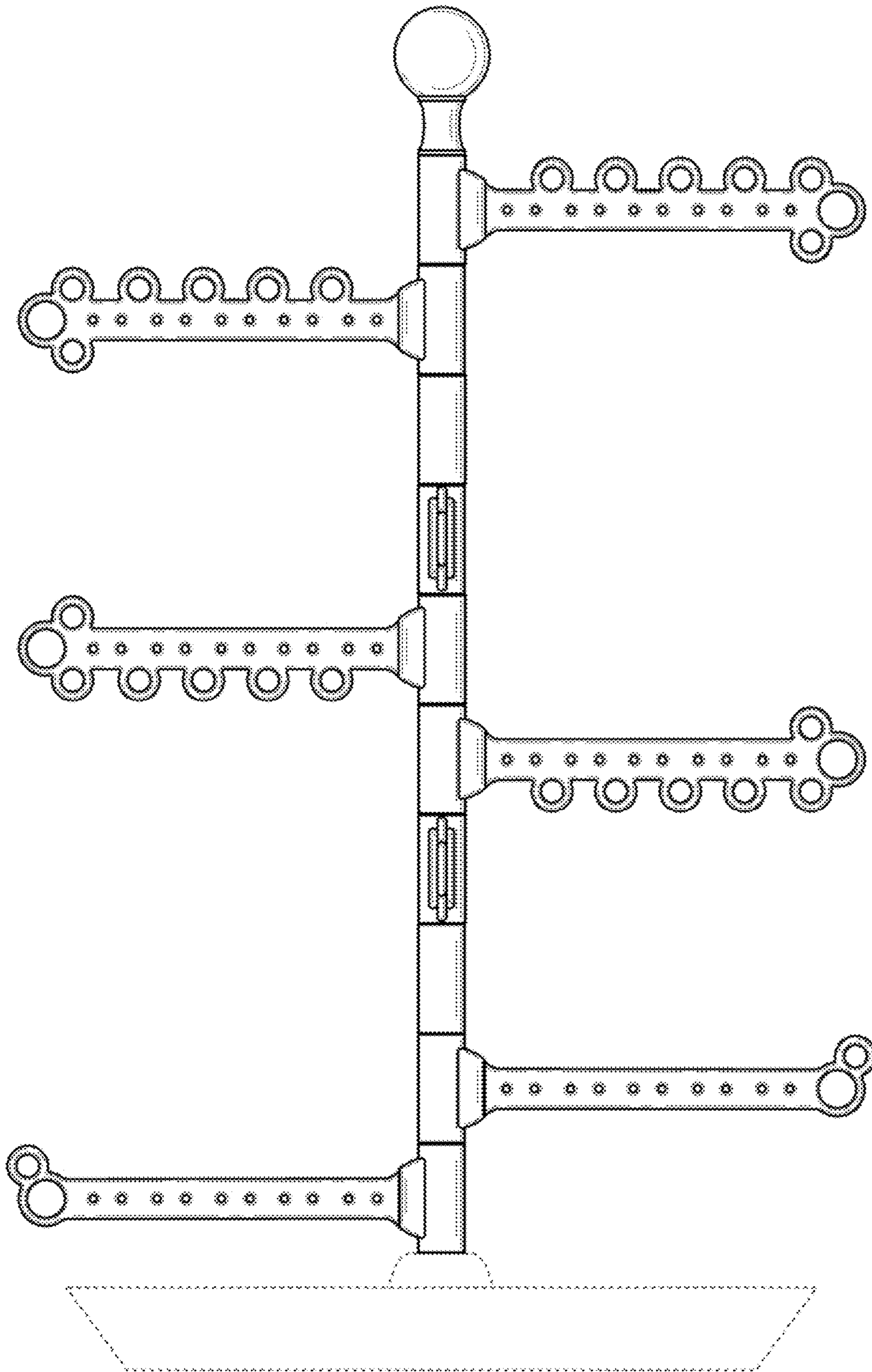


FIG. 3

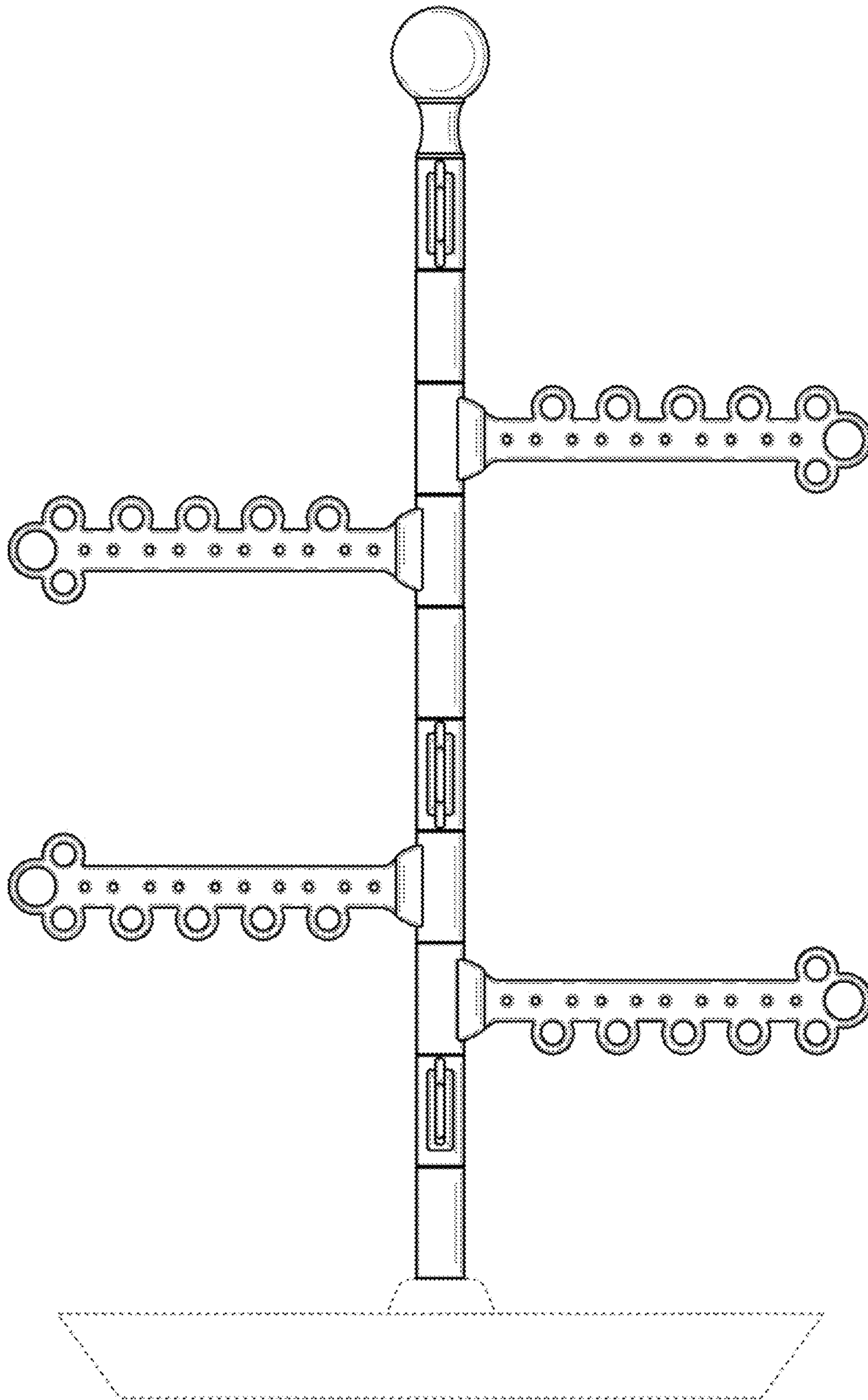


FIG. 4

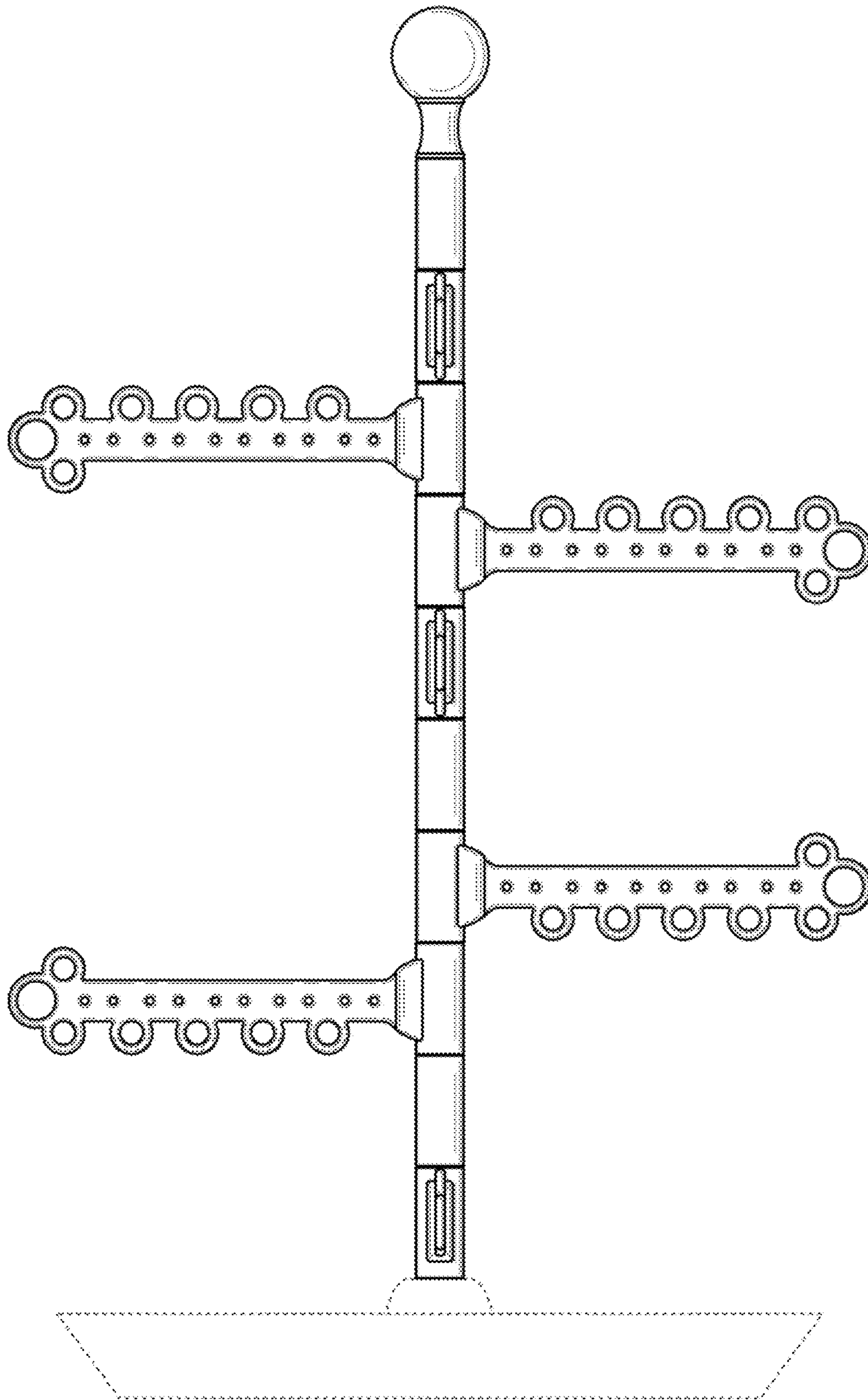


FIG. 5