



US00D952375S

(12) **United States Design Patent** (10) **Patent No.:** **US D952,375 S**
Spiljaric (45) **Date of Patent:** **** May 24, 2022**

(54) **OFFICE SHELL**
(71) Applicant: **DizzConcept d.o.o.**, Carlsbad, CA (US)
(72) Inventor: **Darko Spiljaric**, Zagreb (HR)
(**) Term: **15 Years**

6,681,532 B1 * 1/2004 Palmbos E04B 2/7422
160/135
D530,104 S * 10/2006 Saffell D6/332
D536,540 S * 2/2007 Partridge D6/332
D538,060 S * 3/2007 Golino D6/643
D659,428 S * 5/2012 Nicolas D6/644

(Continued)

(21) Appl. No.: **29/747,974**
(22) Filed: **Aug. 26, 2020**
(51) **LOC (13) Cl.** **06-03**
(52) **U.S. Cl.**
USPC **D6/643**
(58) **Field of Classification Search**
USPC D6/714, 643, 699.3, 699.5, 332, 643.1,
D6/336, 362, 644, 656, 641, 651, 713,
D6/329, 642; D23/305; D25/58;
52/36.1, 239, 272; 160/135, 351, 129,
160/403, 231.1; 108/60; 312/194
CPC .. E04H 1/12; E04H 1/00; A47B 87/00; A47B
2200/0071; A47B 2200/01; A47B
2200/0066; A47B 2200/17; A47B 96/04;
A47B 96/02; A47B 2220/02; E04B 51/00;
E04B 2/72; E04B 2/7416; E04B 2/04
See application file for complete search history.

FOREIGN PATENT DOCUMENTS

EM 007539341-002 * 2/2020
EM 007539341-0002 * 2/2020
EM 007539341-0003 * 2/2020

OTHER PUBLICATIONS

Air3 by Orangebox, first available Jul. 13, 2018. Youtube.com [online], [site visited Oct. 14, 2021], Internet URL: <https://www.youtube.com/watch?v=pPTwPZO1KgY> (Year: 2018).*

(Continued)

Primary Examiner — Steven J Czyz
Assistant Examiner — Hillary Catherine Shepard
(74) *Attorney, Agent, or Firm* — Eric Hanscom

(57) **CLAIM**

The ornamental design for an office shell, as shown and described.

(56) **References Cited**

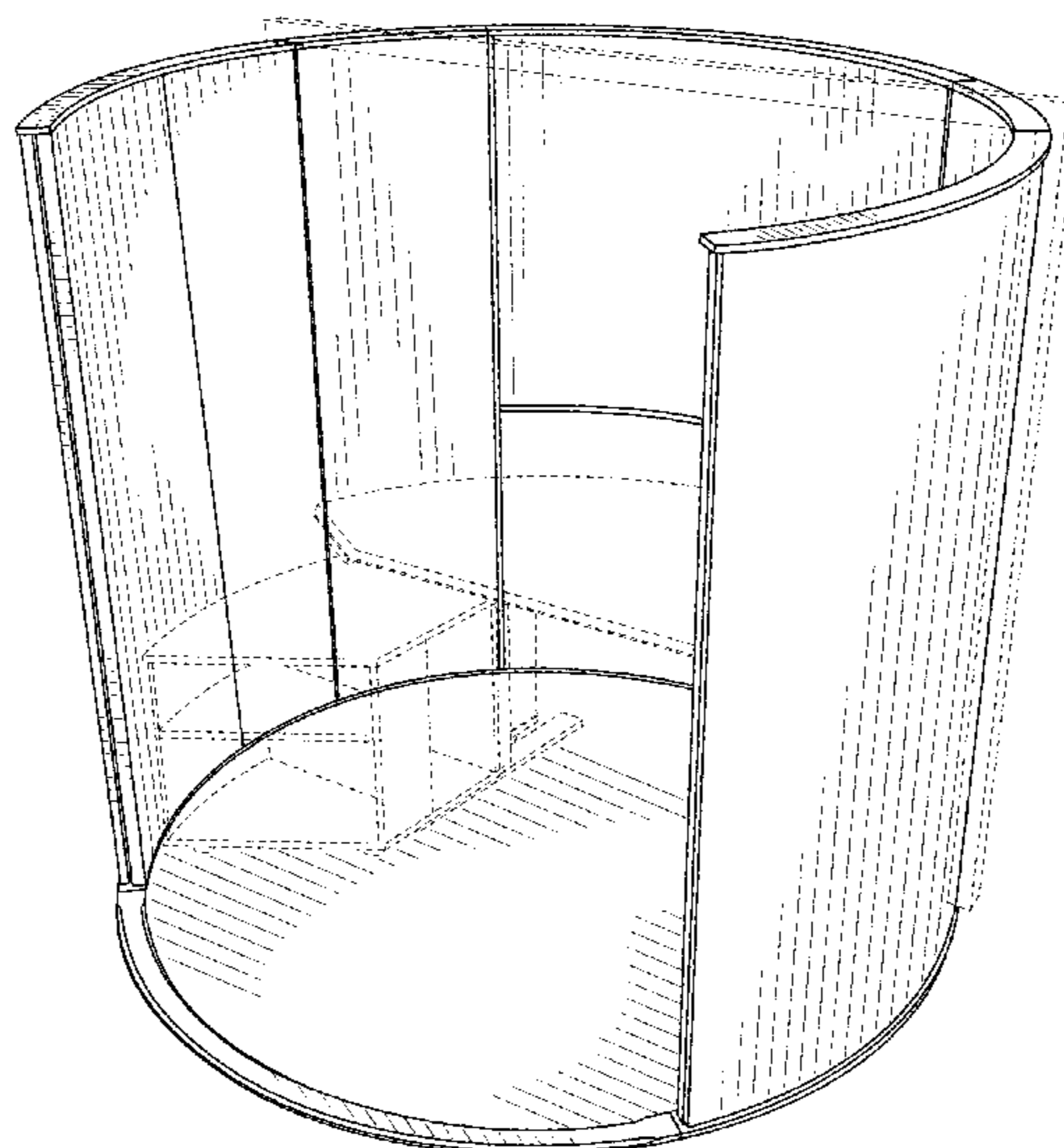
U.S. PATENT DOCUMENTS

2,324,398 A * 7/1943 Kahr A47G 5/00
160/113
3,996,706 A * 12/1976 Bomgaars E04H 15/34
52/82
D302,362 S * 7/1989 Armstrong D25/16
5,282,341 A * 2/1994 Baloga A47B 83/001
49/41
D353,946 S * 1/1995 Fischer D25/58
D354,407 S * 1/1995 Baloga D25/16
D385,044 S * 10/1997 Johnson D25/58
6,248,014 B1 * 6/2001 Collier A47C 7/72
454/228
6,474,025 B1 * 11/2002 Faiks A47B 21/00
52/36.1

DESCRIPTION

FIG. 1 is a top perspective view of an office shell showing my new design in an open state;
FIG. 2 is a top perspective view of an office shell shown in a closed state;
FIG. 3 is a front perspective view of an office shell shown in an open state; and,
FIG. 4 is a top perspective view of an office shell shown in a closed state.
The broken lines depict portions of the article that form no part of the claimed design.

1 Claim, 4 Drawing Sheets



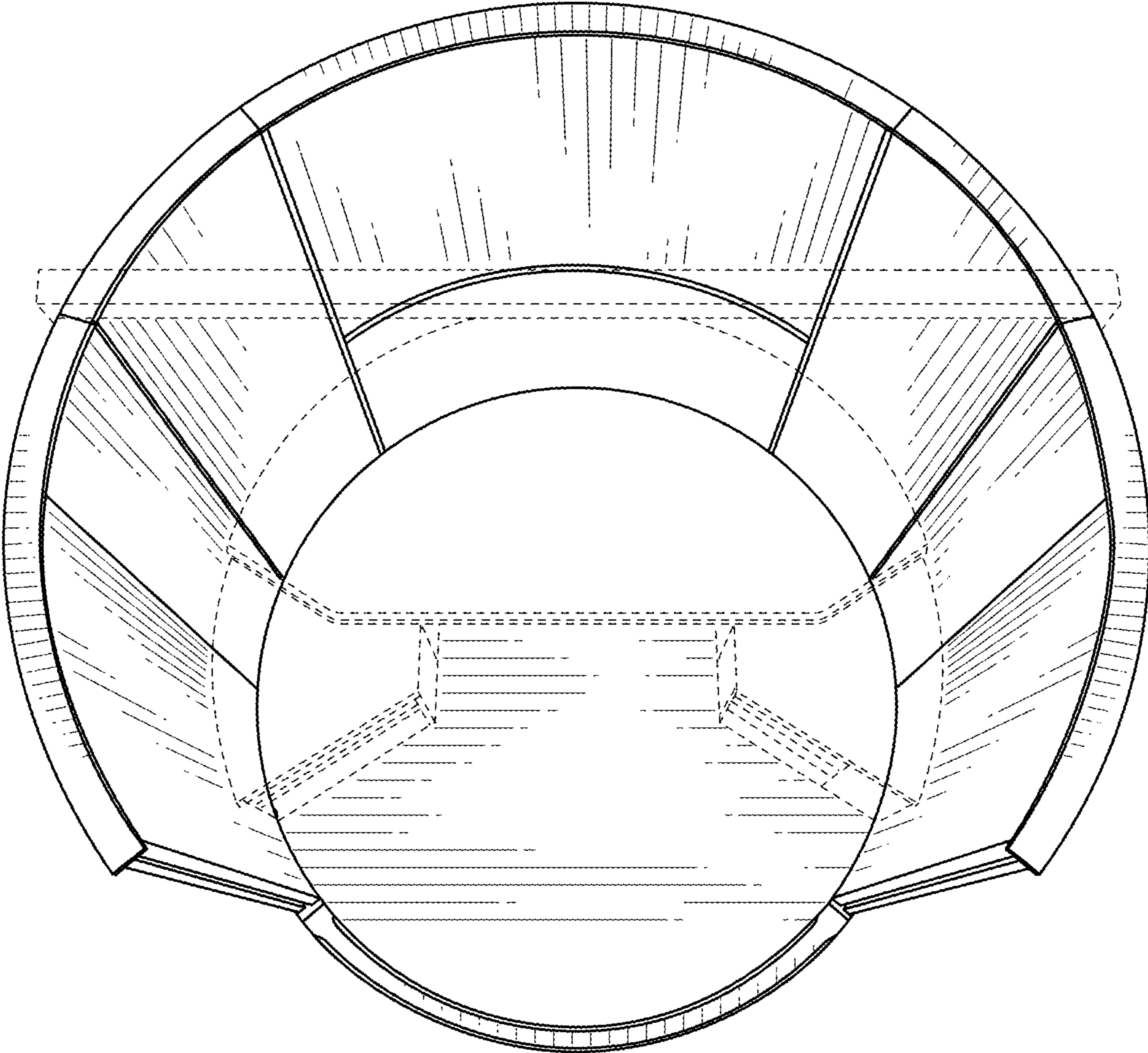


FIG. 1

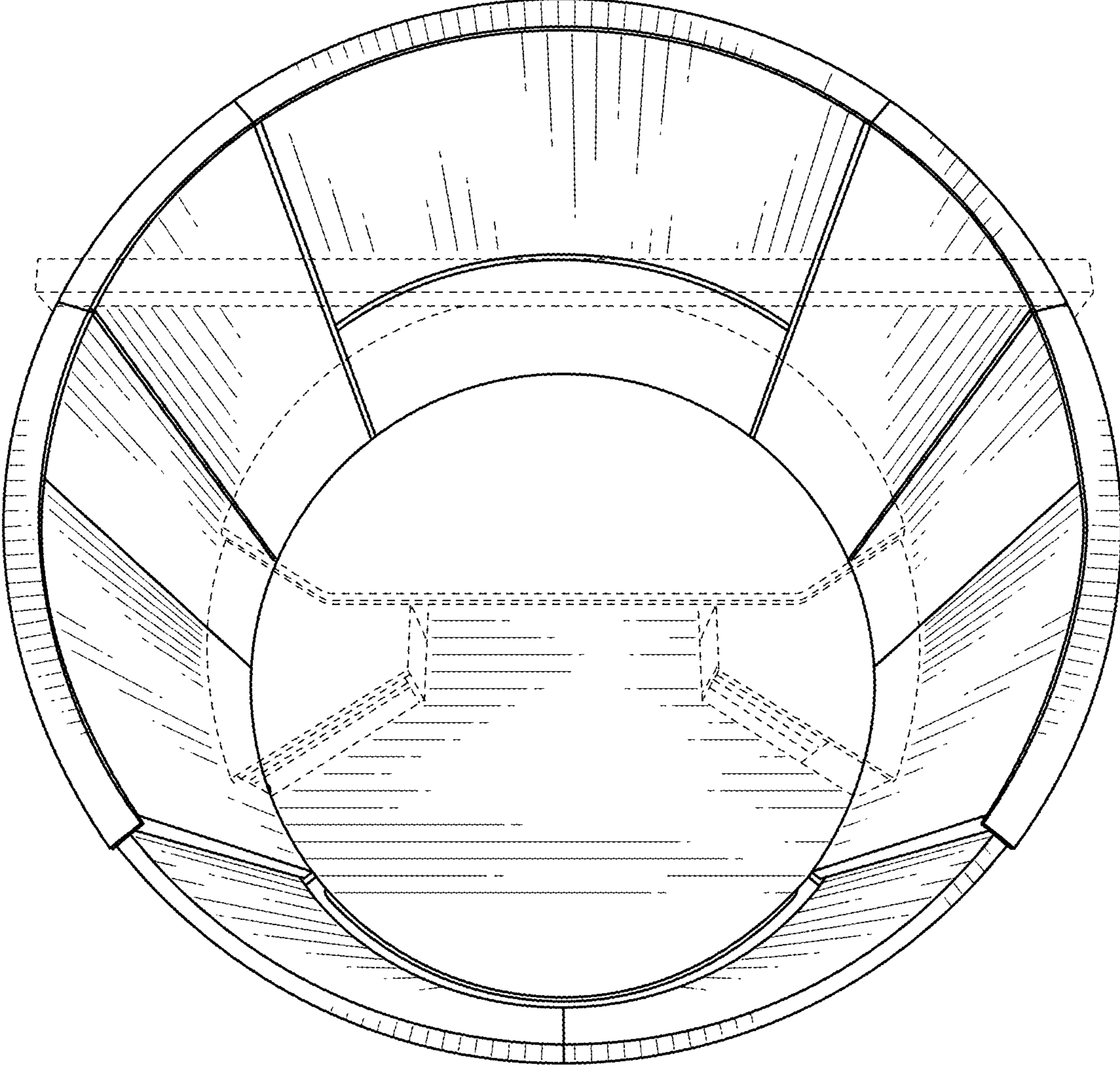


FIG. 2

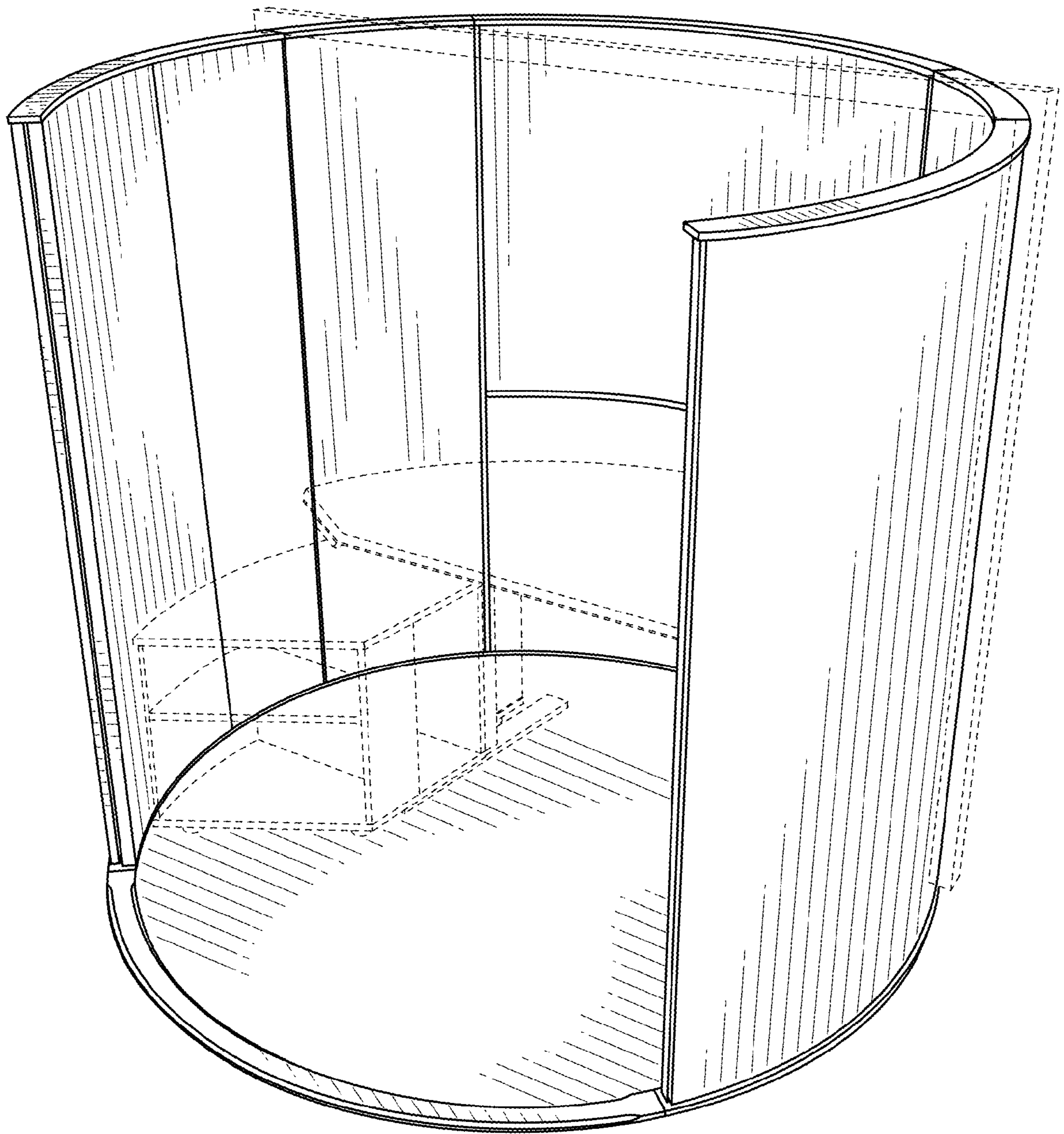


FIG. 3

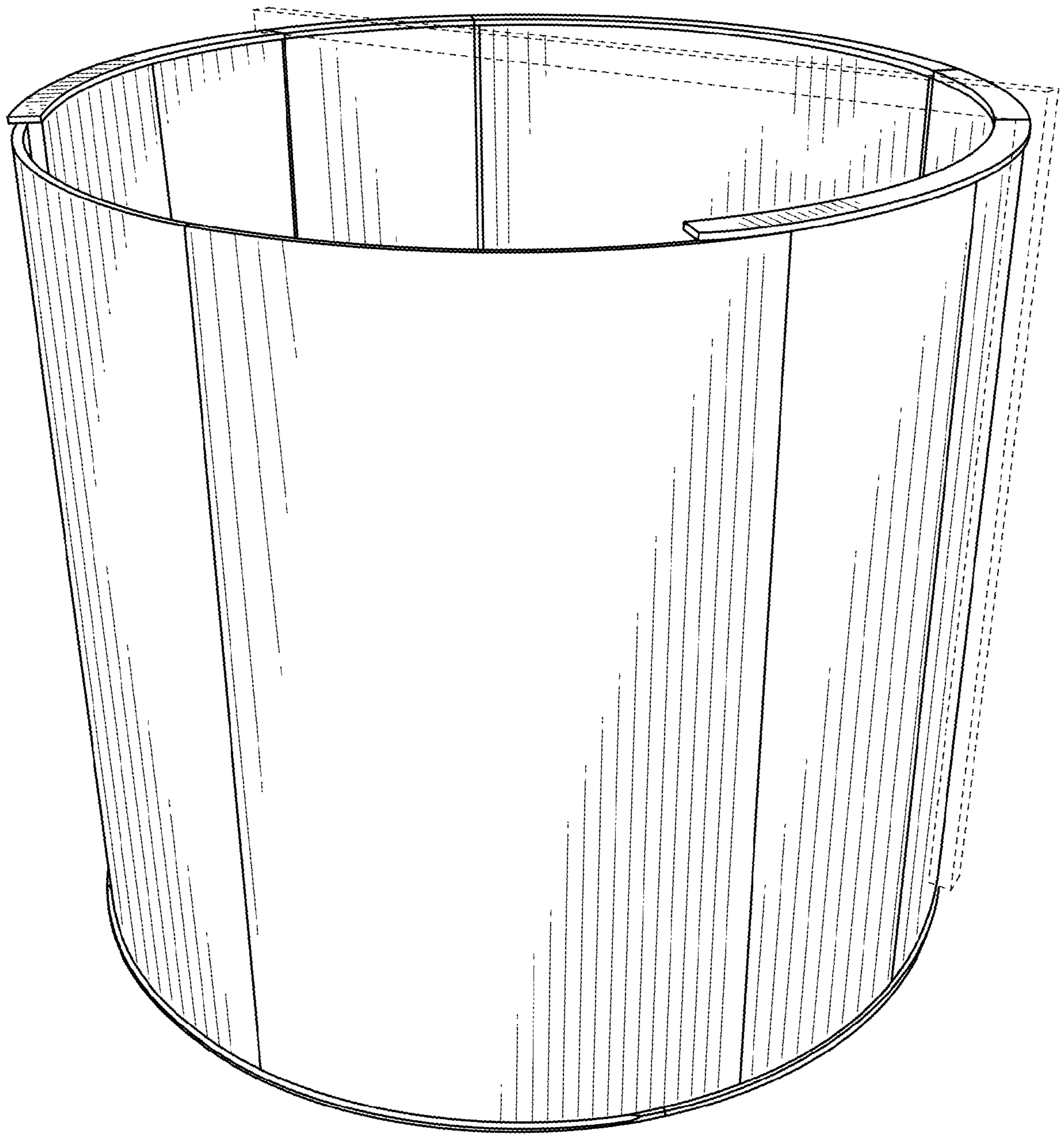


FIG. 4