



US00D952357S

(12) **United States Design Patent** (10) **Patent No.:** **US D952,357 S**
Day (45) **Date of Patent:** **** May 24, 2022**

(54) **MULTI-POSITION EASEL**
(71) Applicant: **Marc S. Day**, Castle Rock, CO (US)
(72) Inventor: **Marc S. Day**, Castle Rock, CO (US)
(**) Term: **15 Years**

6,889,952 B2 5/2005 Cook et al.
7,380,765 B2 6/2008 Shiff
D574,159 S * 8/2008 Howard D6/310
D713,056 S * 9/2014 Gulick D6/310
9,220,343 B2 12/2015 Selwa
9,833,073 B2 12/2017 Selwa
10,123,619 B2 * 11/2018 Kennedy A47B 97/04
10,463,152 B1 * 11/2019 Day F16M 11/046

(Continued)

(21) Appl. No.: **29/722,779**

FOREIGN PATENT DOCUMENTS

(22) Filed: **Jan. 31, 2020**
(51) **LOC (13) Cl.** **06-07**
(52) **U.S. Cl.**
USPC **D6/301; D6/312**
(58) **Field of Classification Search**
USPC D6/300–314
CPC A47B 27/02; A47B 27/18
See application file for complete search history.

EP 0461091 4/2018
FR 2942994 9/2010

OTHER PUBLICATIONS

(56) **References Cited**

Windmilleasel—Revolving Easel—Creative Tool for Artists, 2007, Retrieved on Apr. 26, 2018 From <<https://www.windmilleasel.com/>>.

U.S. PATENT DOCUMENTS

Primary Examiner — Deanna L Pratt
(74) *Attorney, Agent, or Firm* — Stanley J. Gradisar
Attorney At Law, LLC; Stanley J. Gradisar

1,128,324 A 2/1915 Jones
D157,744 S * 3/1950 Earley D6/673
D182,061 S * 2/1958 Cote 312/231
3,104,762 A 9/1963 Lahive
3,416,764 A 12/1968 Bier
3,738,606 A 6/1973 Millen
4,165,856 A 8/1979 Wiseheart
4,482,185 A 11/1984 Zoellner
D282,320 S * 1/1986 Anderson D16/244
D291,153 S * 8/1987 Nakatani D6/311
4,717,109 A 1/1988 Johnston
D298,087 S * 10/1988 Arce D6/300
D298,183 S * 10/1988 Bruse D6/300
D305,833 S * 2/1990 Koves D3/315
D316,635 S * 5/1991 Smith D6/309
D319,926 S * 9/1991 Solomon D6/312
5,074,513 A 12/1991 Presley
5,242,145 A 9/1993 Linnell
5,308,035 A 5/1994 Ross
5,725,192 A 3/1998 Cloninger
D444,634 S * 7/2001 Dodson D6/312
6,390,433 B1 5/2002 Kasa-Djukic

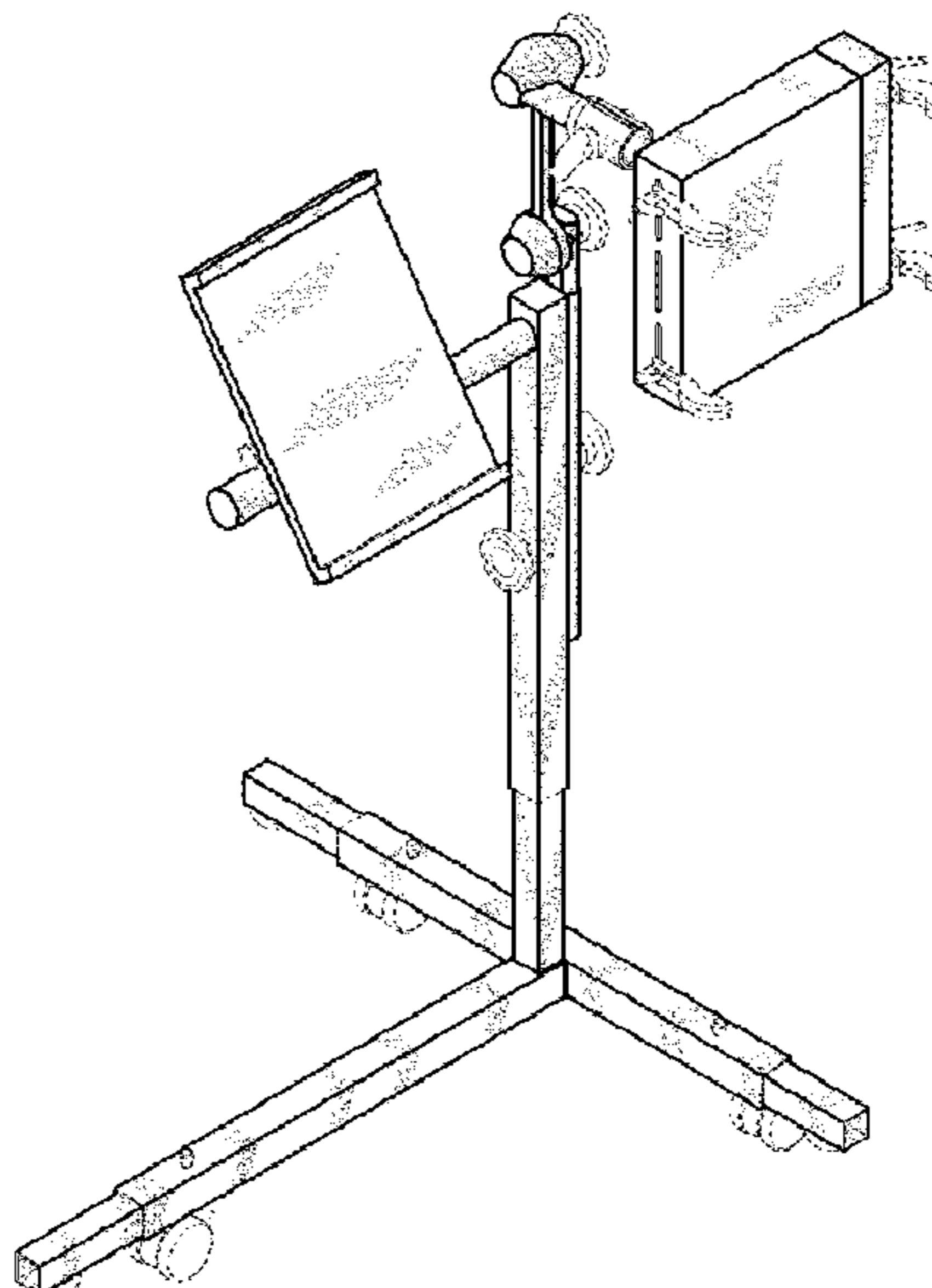
(57) **CLAIM**

The ornamental design for a multi-position easel, as shown and described.

DESCRIPTION

FIG. 1 is a front elevation view of the multi-position easel; FIG. 2 is a rear elevation view thereof; FIG. 3 is a right elevation view thereof; FIG. 4 is left elevation view thereof; FIG. 5 is a top plan view thereof; FIG. 6 is a bottom plan view thereof; and, FIG. 7 is a front perspective view thereof. The broken lines in the Figures showing portions of the multi-position easel comprise environmental structure and form no part of the claimed design.

1 Claim, 6 Drawing Sheets



(56)

References Cited

U.S. PATENT DOCUMENTS

D923,344 S * 6/2021 Ni D6/312
D931,024 S * 9/2021 Cao D6/681
2014/0284444 A1 9/2014 Young et al.

* cited by examiner

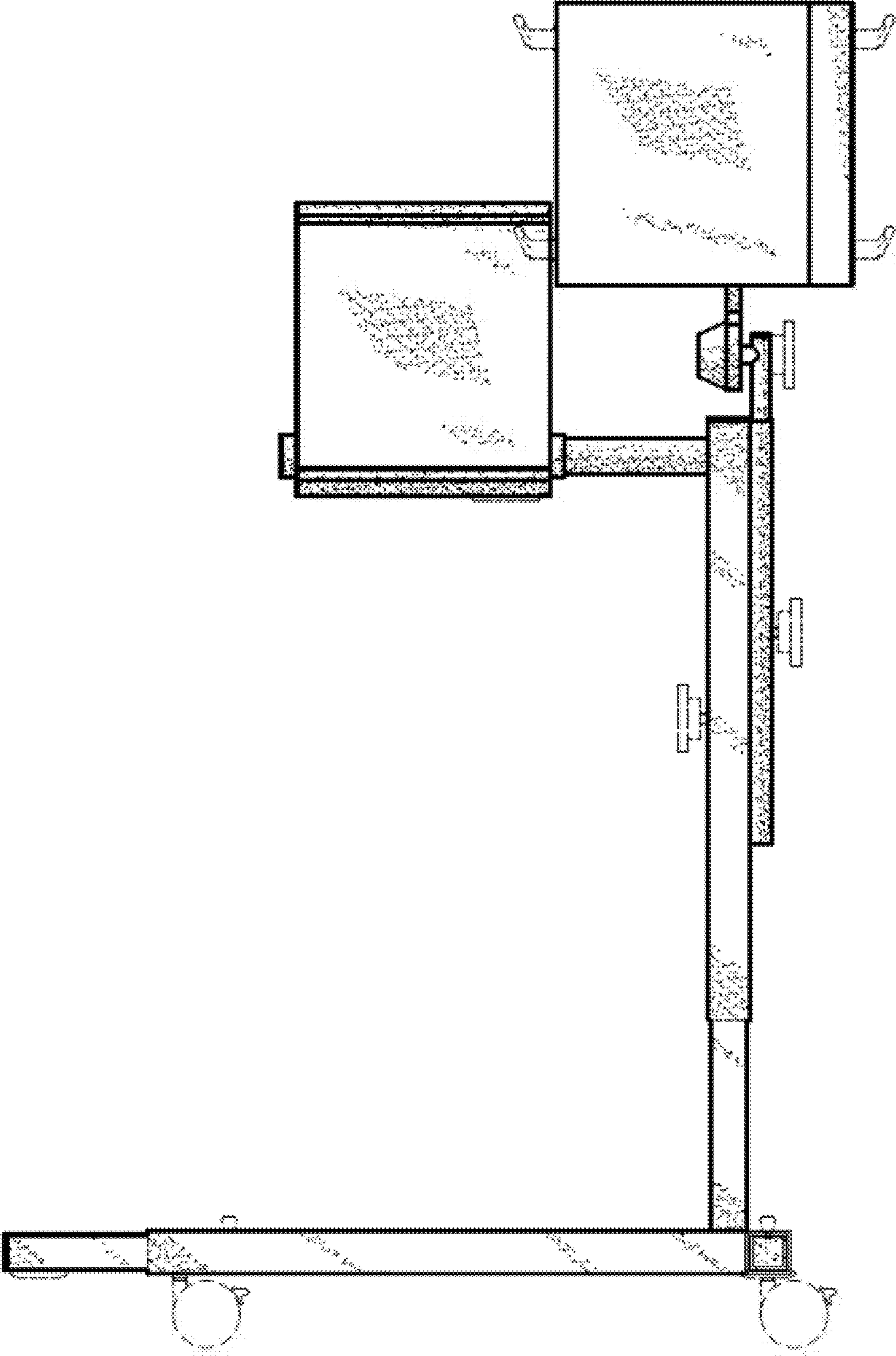


FIG. 1

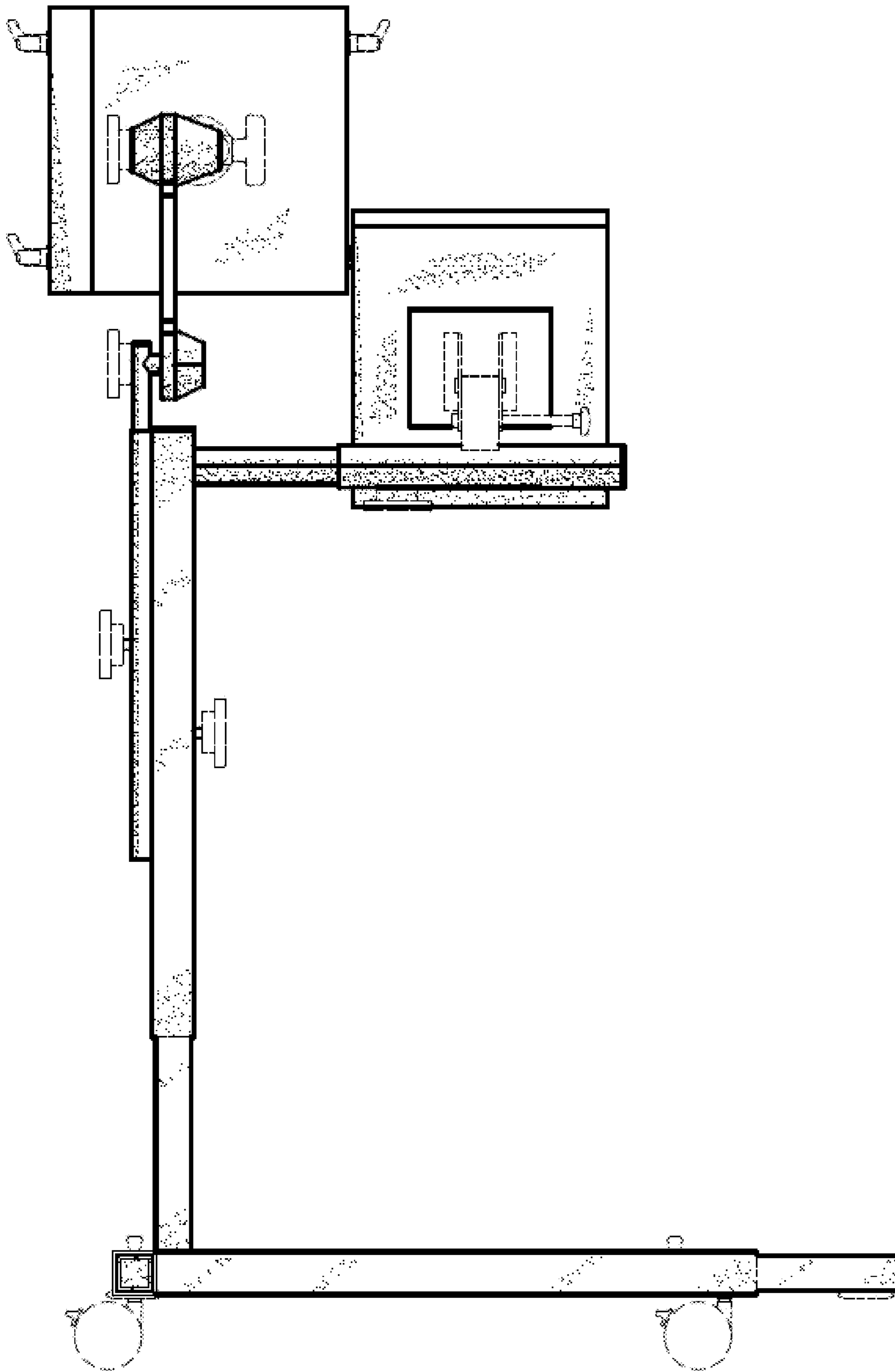


FIG. 2

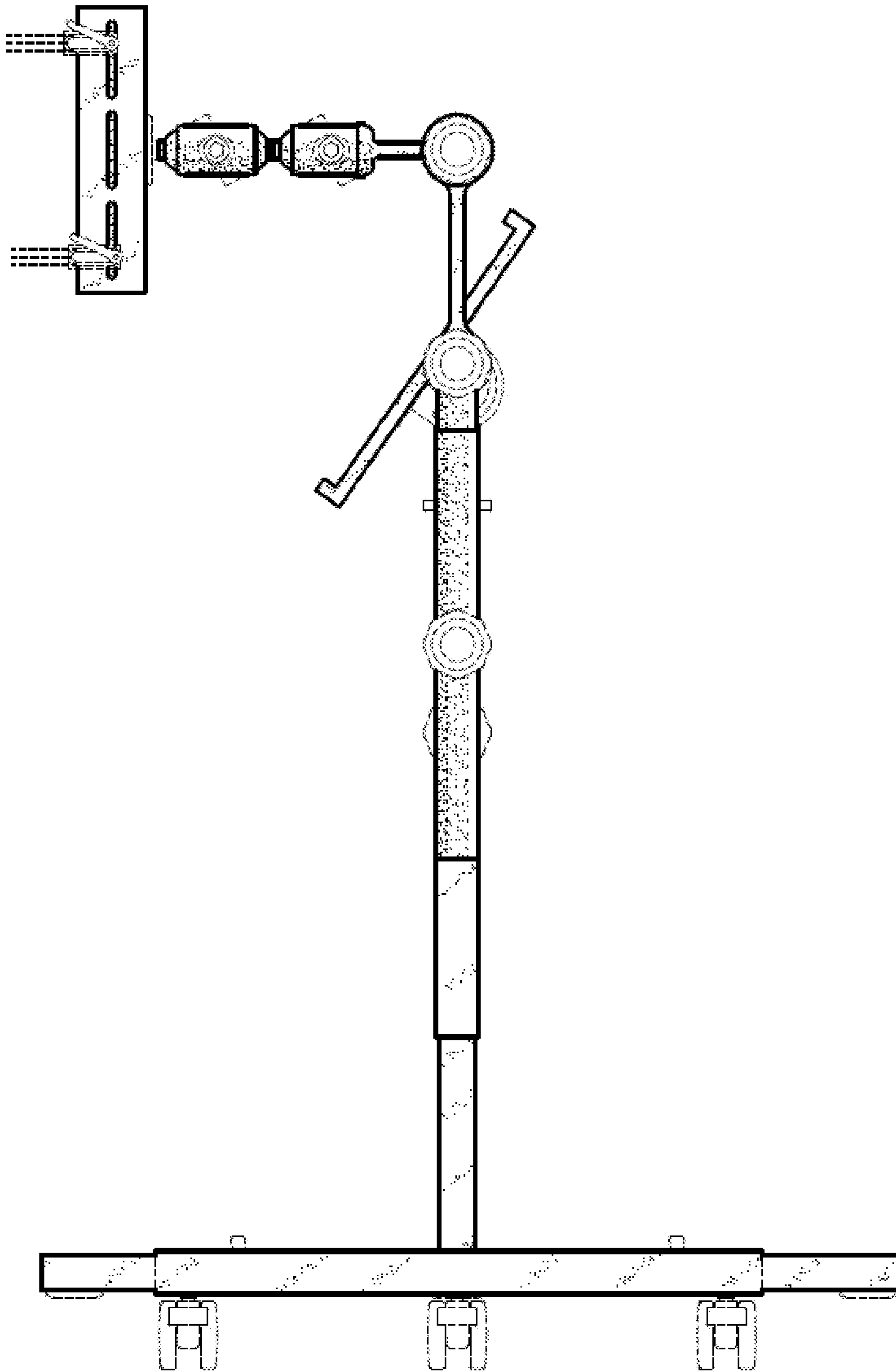


FIG. 3

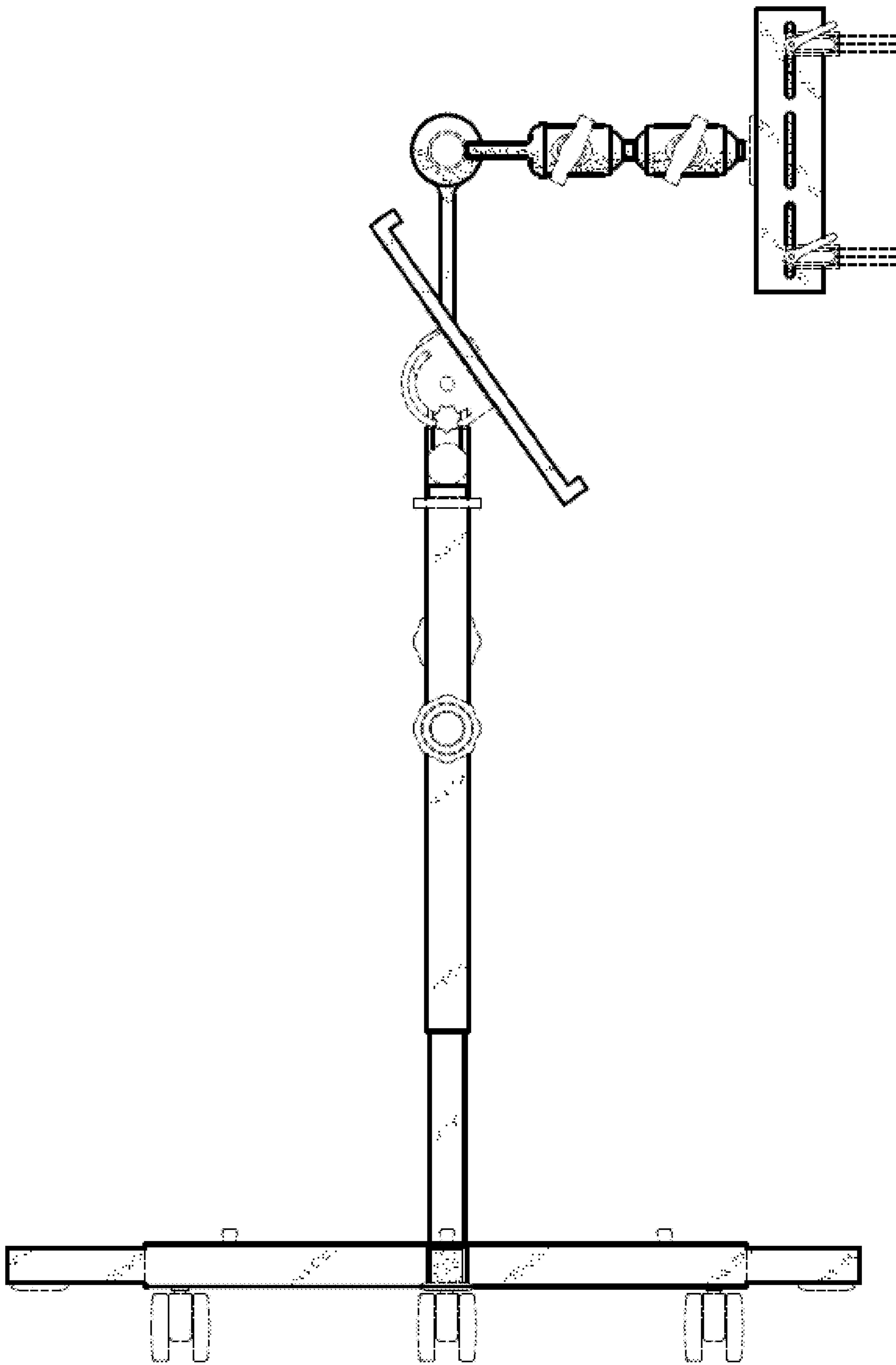
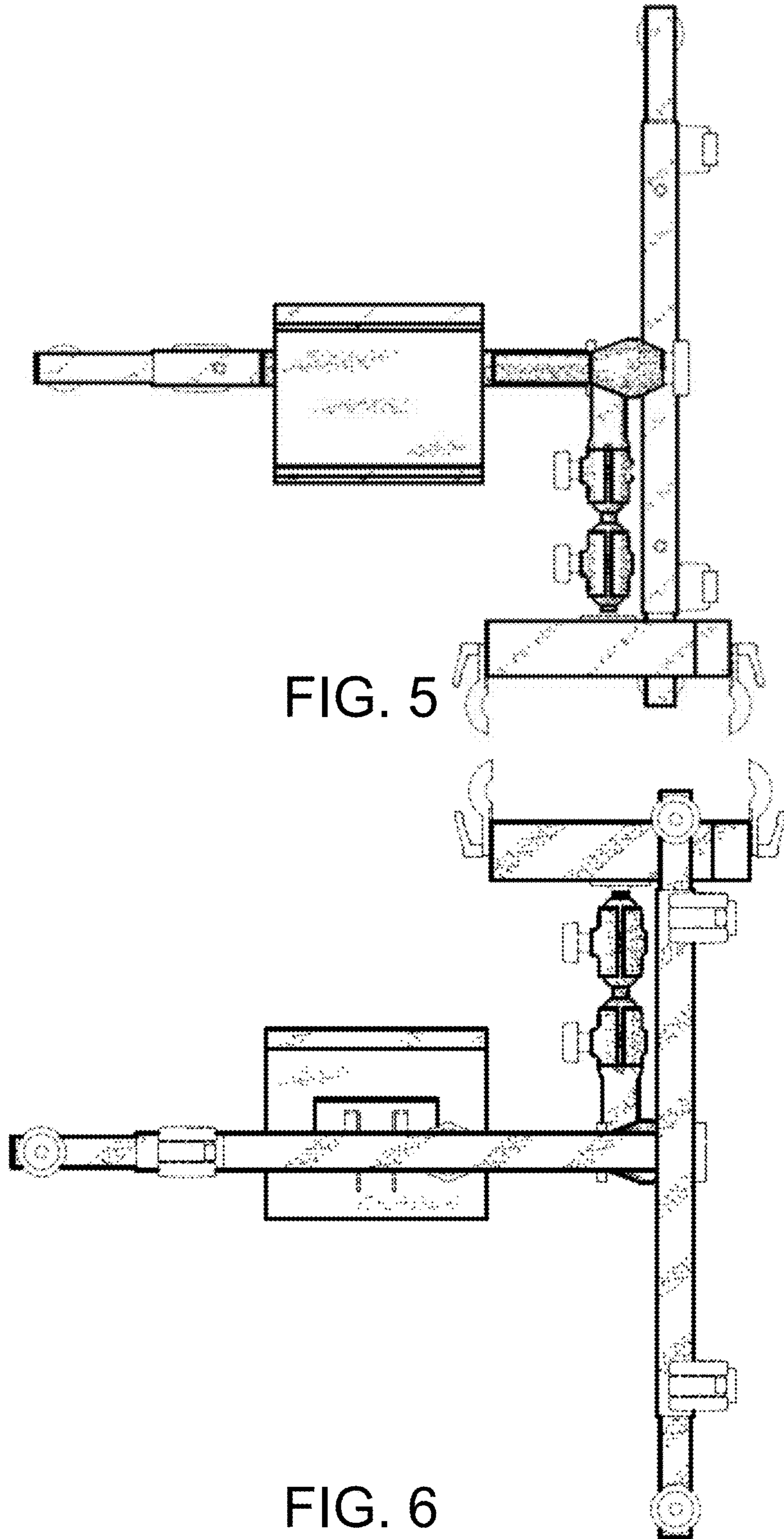


FIG. 4



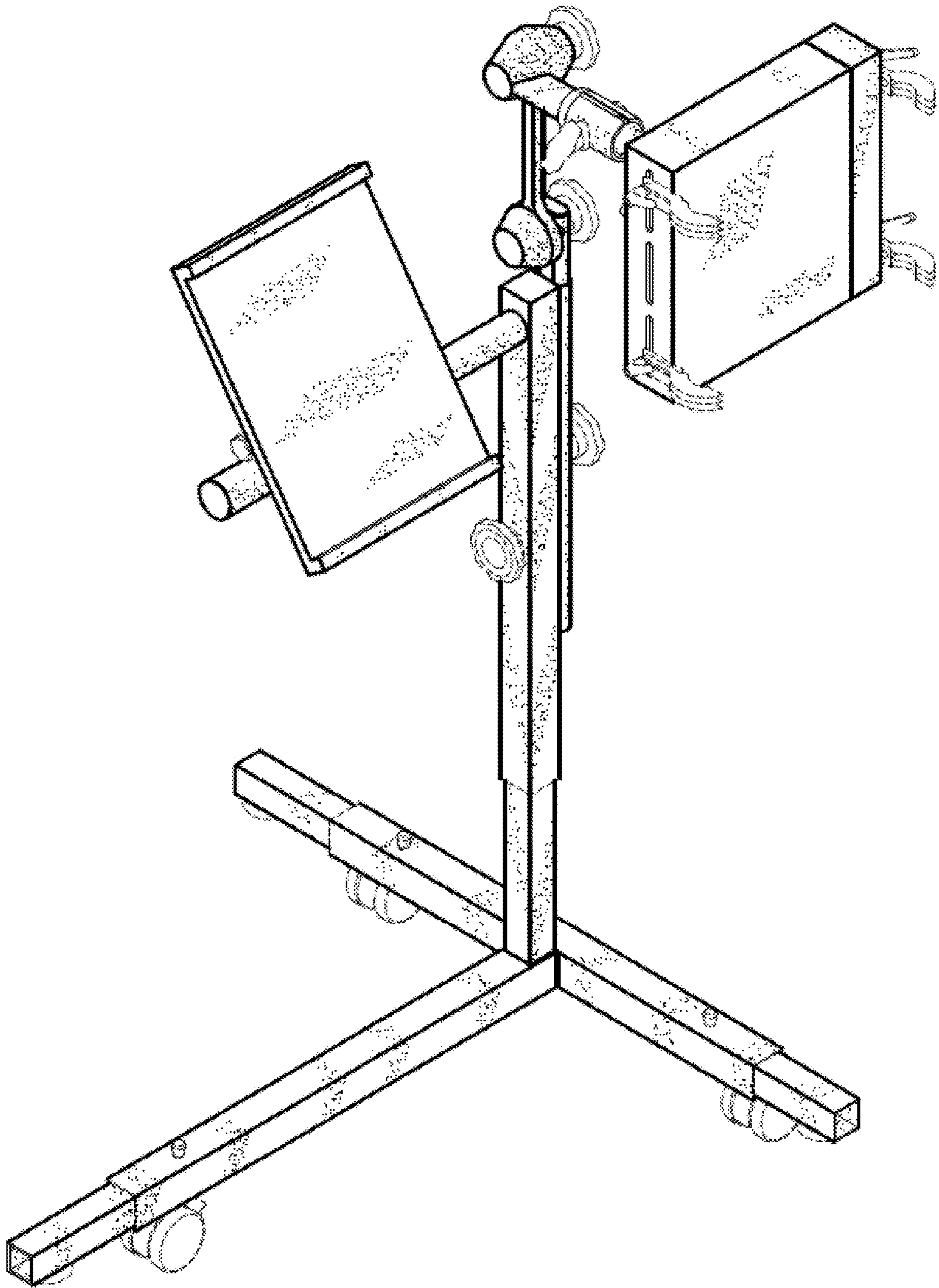


FIG. 7