



US00D952352S

(12) **United States Design Patent** (10) **Patent No.:** **US D952,352 S**  
**Yu** (45) **Date of Patent:** **\*\* May 24, 2022**

(54) **COMBINED TOILET BRUSH AND HOLDER**

(71) Applicant: **Fengshen Yu**, Shenzhen (CN)

(72) Inventor: **Fengshen Yu**, Shenzhen (CN)

(\*\*) Term: **15 Years**

(21) Appl. No.: **29/739,640**

(22) Filed: **Jun. 28, 2020**

(51) **LOC (13) Cl.** ..... **04-01**

(52) **U.S. Cl.**

USPC ..... **D4/116; D6/551; D32/14**

(58) **Field of Classification Search**

USPC ..... D4/116-118, 121, 130, 132, 134, 138;  
D32/35, 40-42, 46, 49, 51, 52

CPC .. A46B 3/18; A46B 5/00; A46B 9/021; A46B  
11/00; A46B 11/0003; A46B 2200/1053;  
A45D 40/26; A45D 40/265

See application file for complete search history.

(56) **References Cited**

**U.S. PATENT DOCUMENTS**

D404,951 S *	2/1999	Zawalsky	.....	A46B 9/00
				D6/551
D429,853 S *	8/2000	Hammond	.....	D30/162
D500,618 S *	1/2005	Nagoya	.....	D6/551
D576,801 S *	9/2008	Dretzka	.....	D4/116
7,892,485 B1 *	2/2011	Flannery	.....	A61L 2/18
				422/28
D702,457 S *	4/2014	Williams	.....	D6/551
D702,458 S *	4/2014	Williams	.....	D6/551
D783,913 S *	4/2017	Maitland	.....	D32/35
D795,516 S *	8/2017	Maitland	.....	A61L 2/18
				D32/35

D840,170 S *	2/2019	Joseph	.....	D6/525
D851,956 S *	6/2019	Omori	.....	D6/551
2011/0000039 A1 *	1/2011	Perez	.....	A46B 9/00
				15/144.1

**OTHER PUBLICATIONS**

Sellemer Store; Amazon.com; "Sellemer Toilet Brush and Holder Set . . . "; [online] 'https://www.amazon.com/Sellemer-Bathroom-Flexible-Organization-Ventilation/dp/B07TNHWFJX/'; dated Sep. 17, 2019; accessed Nov. 10, 2021; 3pgs. (Year: 2019).\*  
Canvint; Amazon.com; "Silicone Toilet Brush and Holder . . . "; [online] 'https://www.amazon.com/Silicone-Flexible-Cleaning-Removable-Brush-Wall/dp/B09FXMWYYN/'; dated Sep. 10, 2021; accessed Nov. 10, 2021; 4pgs. (Year: 2021).\*

\* cited by examiner

*Primary Examiner* — Keli L Hill

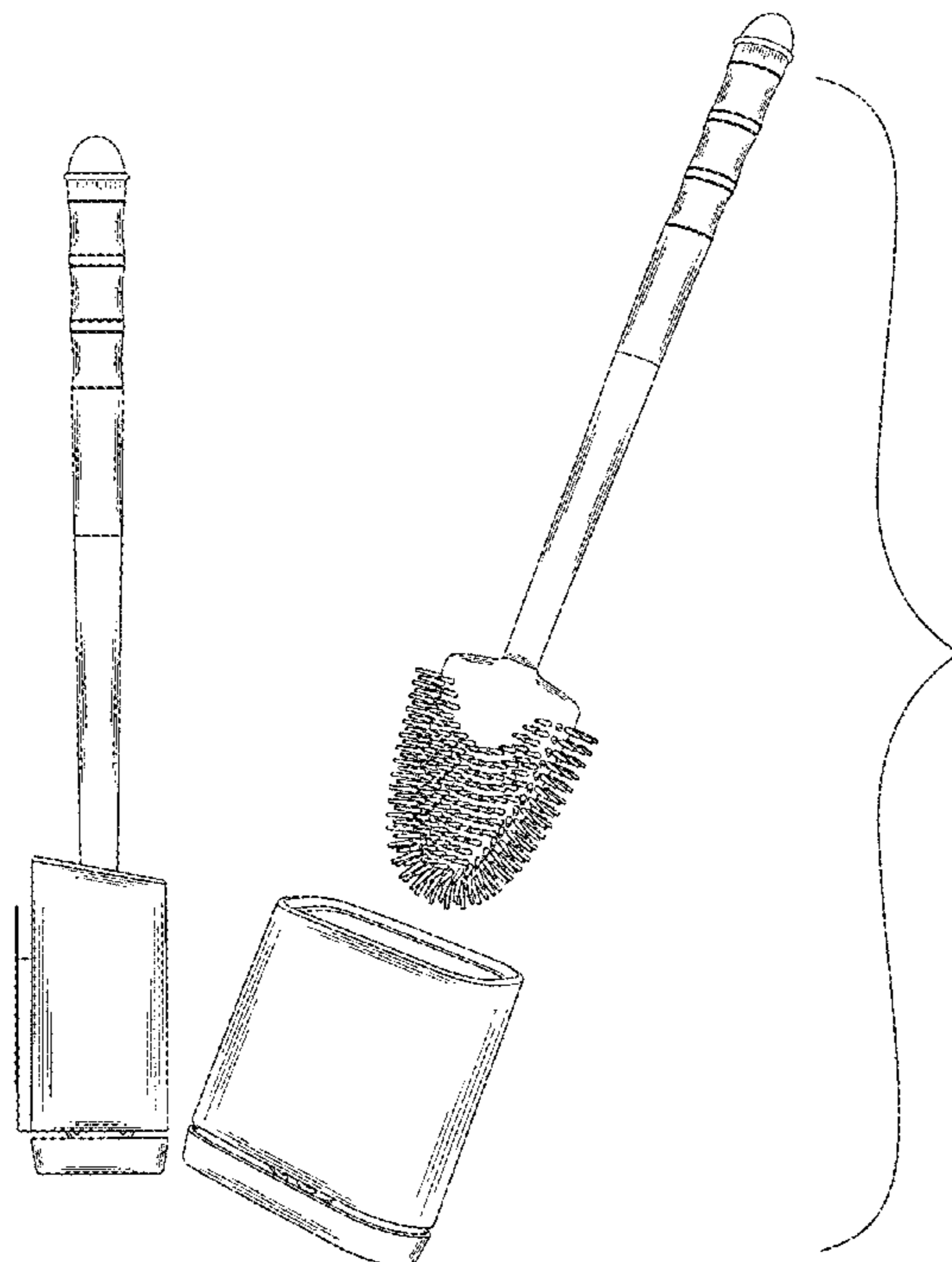
(57) **CLAIM**

The ornamental design for a combined toilet brush and holder, as shown and described.

**DESCRIPTION**

FIG. 1 is a perspective view of a combined toilet brush and holder showing my new design;  
FIG. 2 is a front elevation view thereof;  
FIG. 3 is a rear elevation view thereof;  
FIG. 4 is a left side elevation view thereof;  
FIG. 5 is a right side elevation view thereof;  
FIG. 6 is a top plan view thereof;  
FIG. 7 is a bottom plan view thereof; and,  
FIG. 8 is an exploded view thereof.  
The broken lines depict portions of the combined toilet brush and holder that form no part of the claimed design.

**1 Claim, 8 Drawing Sheets**



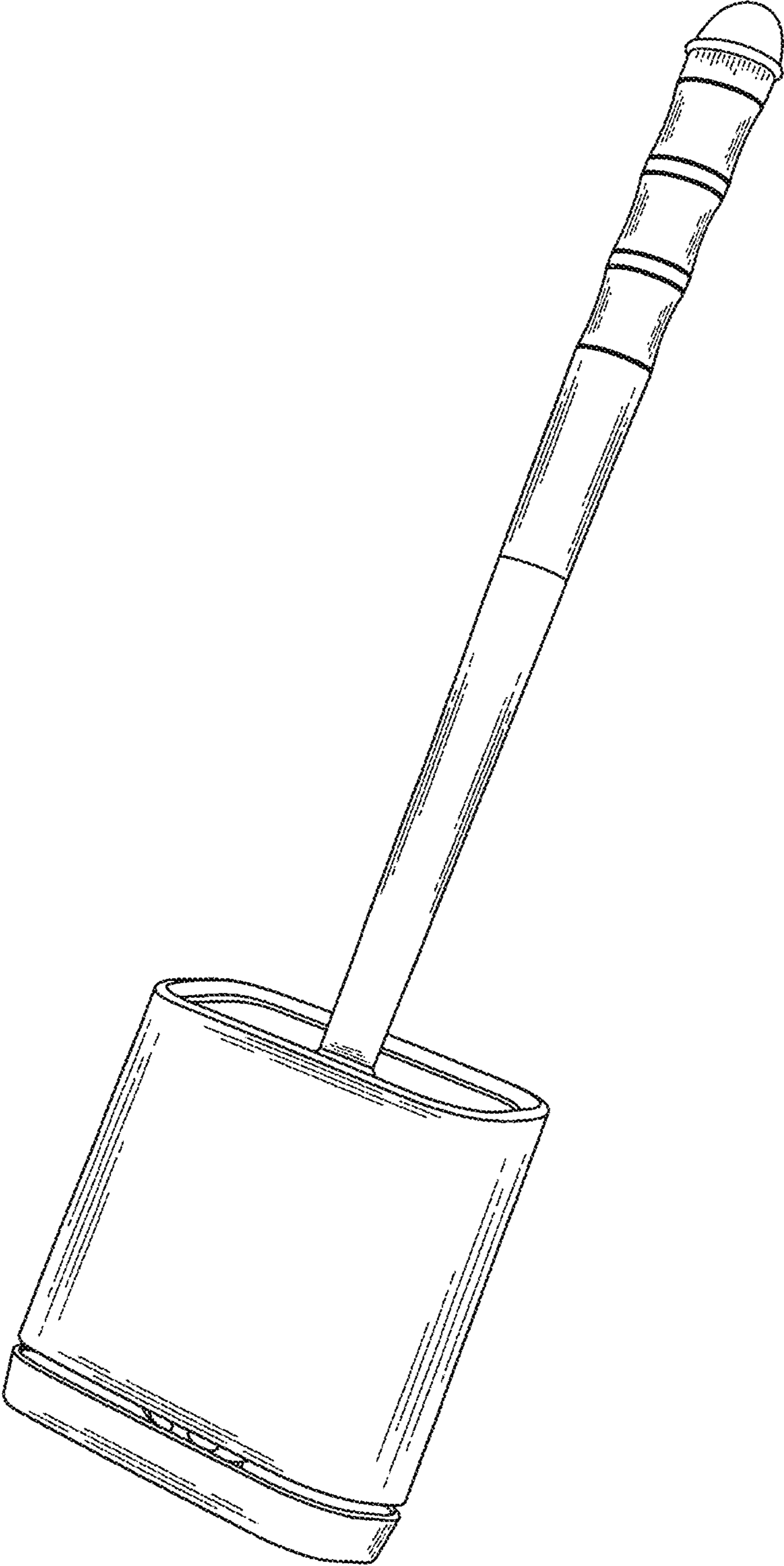


FIG. 1

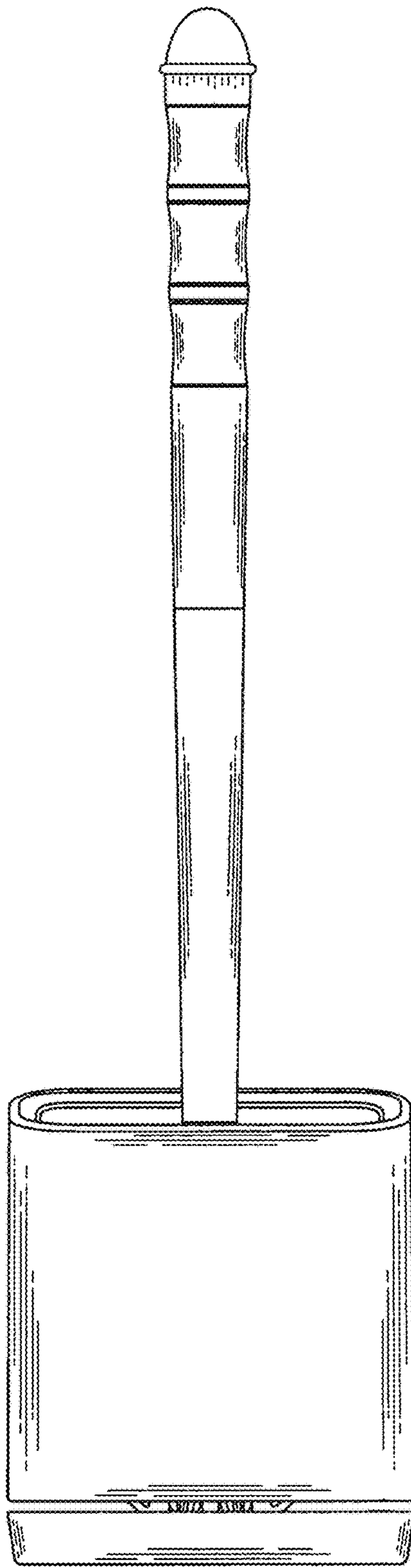


FIG. 2

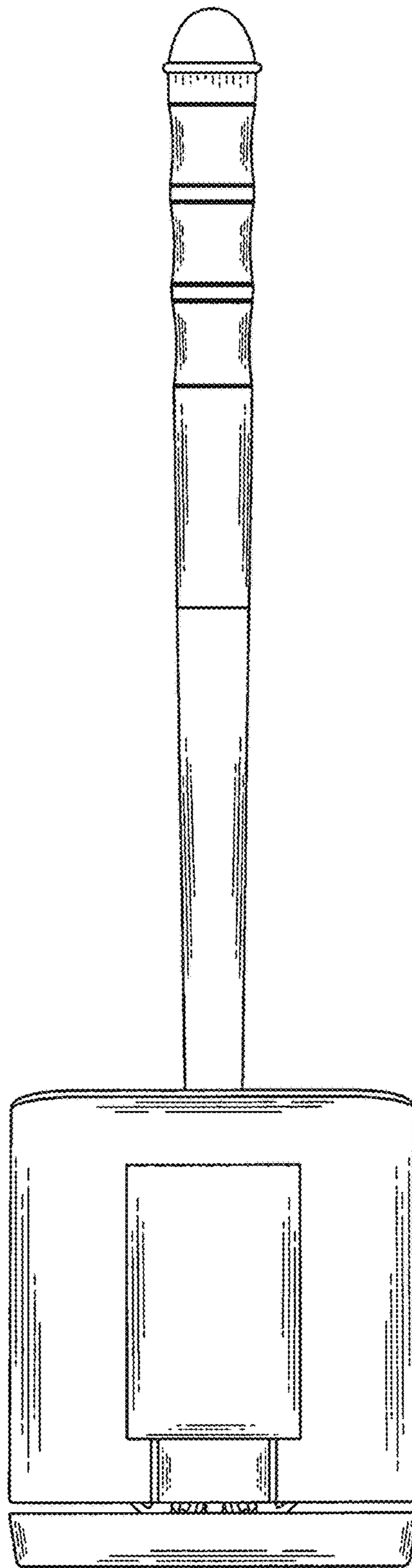


FIG. 3

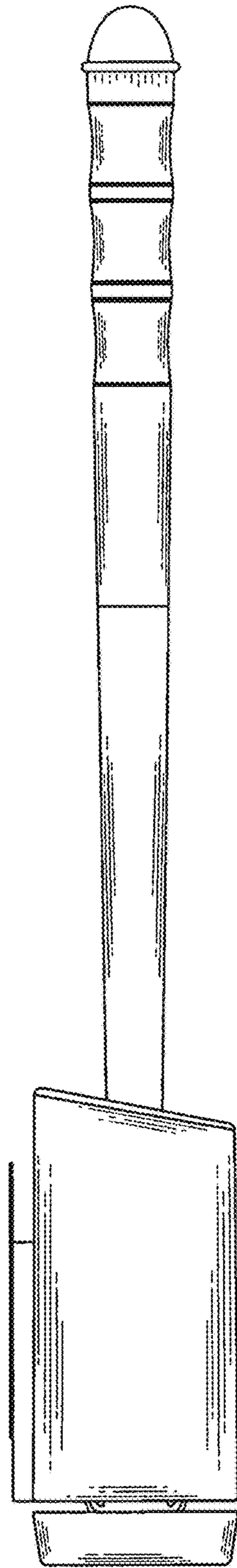


FIG. 4

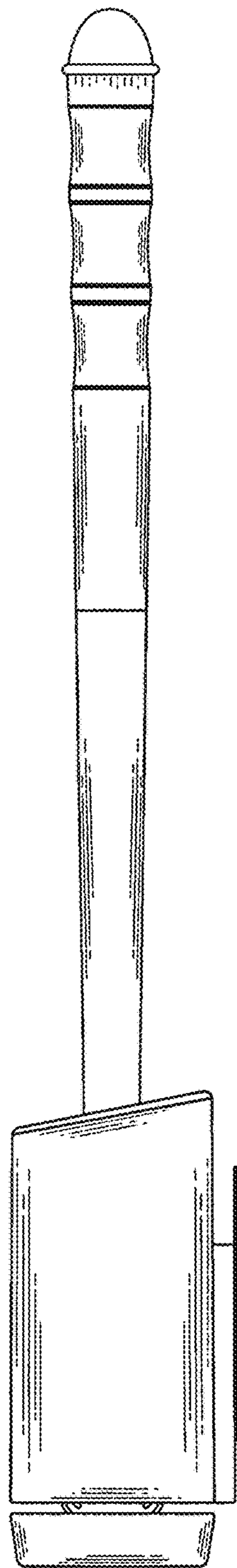


FIG. 5

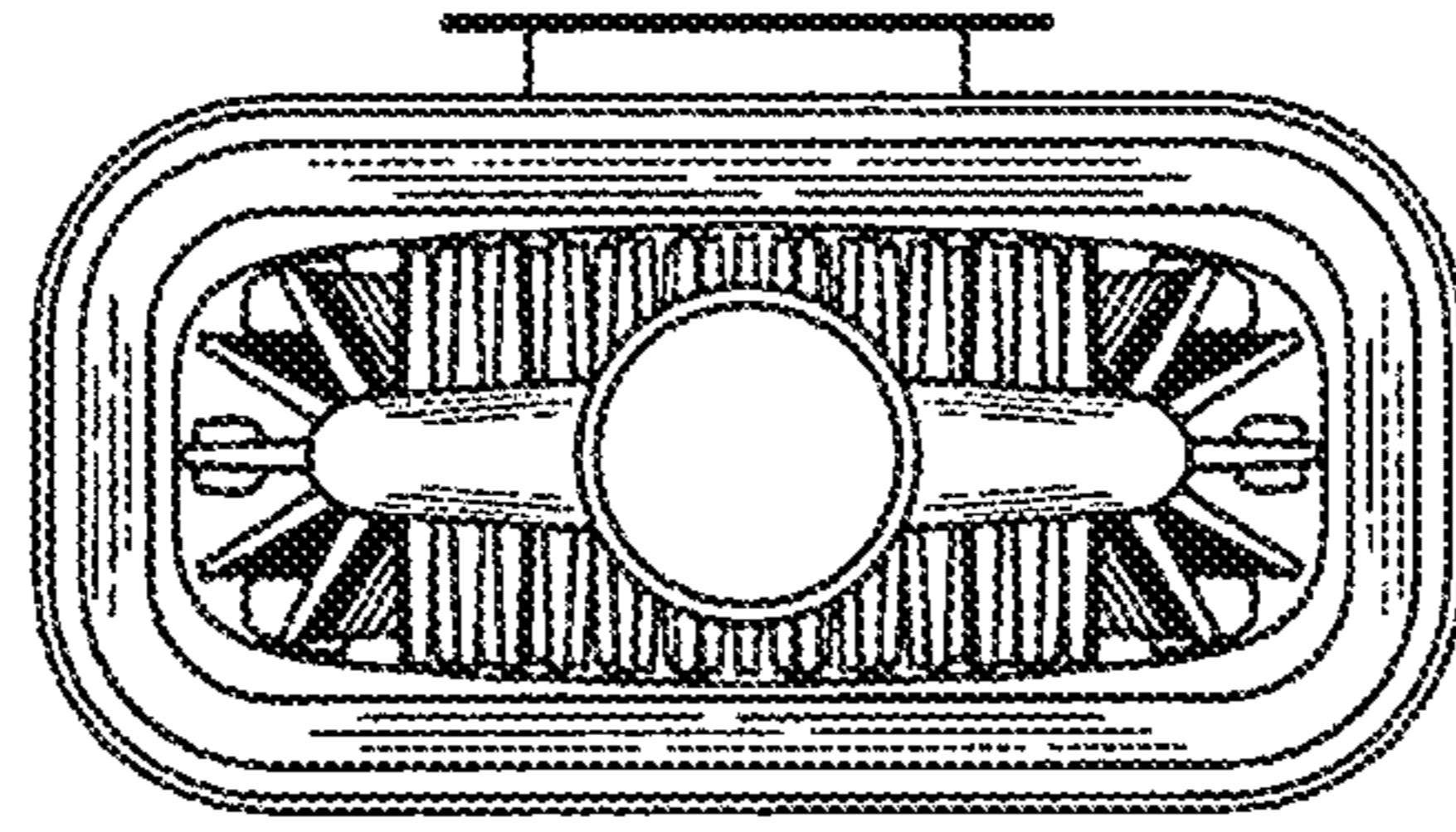


FIG. 6




FIG. 7



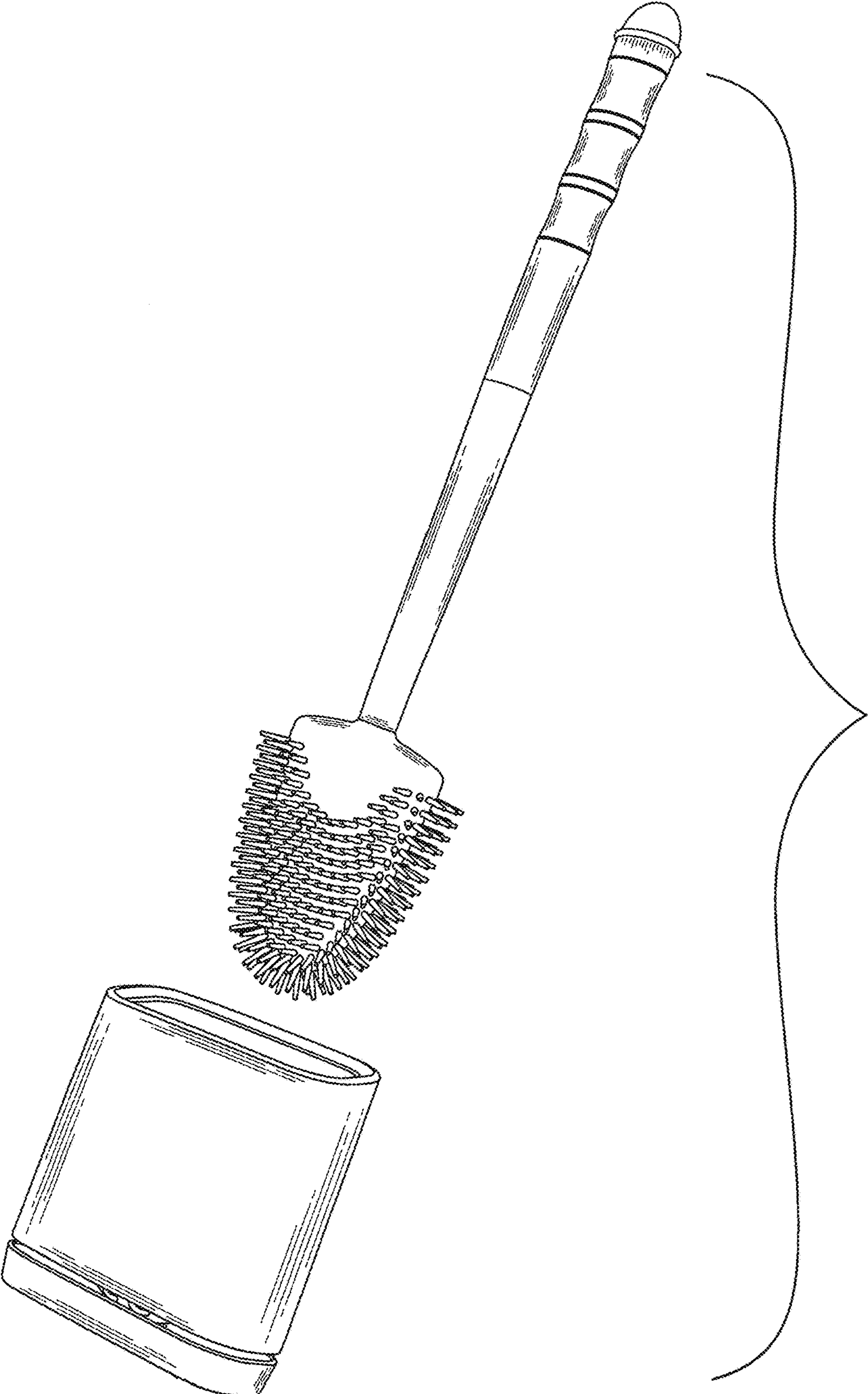


FIG. 8