



US00D952333S

(12) **United States Design Patent** (10) **Patent No.:** **US D952,333 S**
Bastoni (45) **Date of Patent:** **** May 24, 2022**

(54) **BAG WITH WEAVE PATTERN**

(71) Applicant: **Consitex SA—Zegna Group**, Stabio (SZ)

(72) Inventor: **Matteo Bastoni**, Milan (IT)

(73) Assignee: **CONSITEX S.A.—ZEGNA GROUP**, Stabio (CH)

(**) Term: **15 Years**

(21) Appl. No.: **29/674,594**

(22) Filed: **Dec. 21, 2018**

Related U.S. Application Data

(62) Division of application No. 35/501,472, filed on Jul. 28, 2016 (U.S. filing date under 35 U.S.C. 384), and (Continued)

(51) **LOC (13) Cl.** **03-01**

(52) **U.S. Cl.**
USPC **D3/232; D3/318**

(58) **Field of Classification Search**
USPC **D3/232–233, 240–243, 245–247, D3/249–253**

(Continued)

(56) **References Cited**

U.S. PATENT DOCUMENTS

35,265 A 5/1862 Shuler et al.
2,012,029 A 8/1935 Weiser

(Continued)

Primary Examiner — Holly E Thurman

(74) *Attorney, Agent, or Firm* — Banner & Witcoff, Ltd.

(57) **CLAIM**

The ornamental design for a bag with weave pattern, as shown and described.

DESCRIPTION

FIG. 1 is a front view of a first embodiment for a bag with weave pattern showing my new design;

FIG. 2 is a right side view thereof;

FIG. 3 is a left side view thereof with the disclaimed handles shown in a lowered position;

FIG. 4 is rear view thereof with the disclaimed rear handle shown in a lowered position;

FIG. 5 is a perspective view thereof;

FIG. 6 is a bottom view thereof with the disclaimed handles shown in a lowered position;

FIG. 7 is a top view thereof;

FIG. 8 is a front view of a second embodiment for a bag with weave pattern showing my new design;

FIG. 9 is a rear view thereof;

FIG. 10 is a top view thereof;

FIG. 11 is right side view thereof with the disclaimed handles shown in a lowered outward position;

FIG. 12 is a left side view thereof with the disclaimed handles shown in a lowered outward position;

FIG. 13 is a bottom view thereof;

FIG. 14 is a perspective view thereof with the disclaimed handles shown in a lowered outward position;

FIG. 15 is a front view of a third embodiment for a bag with weave pattern showing my new design;

FIG. 16 is a rear view thereof with the disclaimed rear handle in a lowered position;

FIG. 17 is a top view thereof with the disclaimed handles shown in a lowered position;

FIG. 18 is left side view thereof with the disclaimed rear handle in a lowered position;


FIG. 19 is a right side view thereof with the disclaimed handles shown in a lowered position;

FIG. 20 is a bottom view thereof; and,

FIG. 21 is a perspective view thereof with the disclaimed rear handle in a lowered position.

The greyed-out regions on the photographic images showing the non-face panel portions of the bag, including the bottom and side edge panels, straps, buckles, and zippers, forms no part of the claimed design.

1 Claim, 21 Drawing Sheets



US D952,333 S

Page 2

Related U.S. Application Data					
	having an international filing date of Jul. 28, 2016, now Pat. No. Des. 836,330.	2,918,160 A	12/1959	Thompson, Jr.	
		3,227,511 A	1/1966	Seltzer	
		3,563,292 A	2/1971	Gordon et al.	
		5,544,678 A *	8/1996	Barrett	D21F 1/0045 139/383 A
(58)	Field of Classification Search	D516,316 S *	3/2006	Perella	D3/277
	CPC	D580,622 S	11/2008	Houde	
	See application file for complete search history.	D580,652 S	11/2008	Cannavo	
		D613,942 S *	4/2010	Shing	D3/232
(56)	References Cited	8,141,595 B2 *	3/2012	Quigley	D21F 1/0045 139/383 A
	U.S. PATENT DOCUMENTS	8,689,414 B1 *	4/2014	Cavallaro	D03D 1/0052 28/168
	D104,069 S *	D711,101 S *	8/2014	Maier	D3/245
	4/1937 Lewis	D730,046 S *	5/2015	Koutsolioutsos	D3/245
	D104,072 S	9,719,196 B2 *	8/2017	Salama	D03D 13/004
	4/1937 Lewis	D831,344 S *	10/2018	Zeller	D3/232
	D104,073 S				
	4/1937 Lewis				
	D104,144 S				
	4/1937 Lewis				
	2,269,321 A				
	1/1942 Scheuer				

* cited by examiner



FIG. 1




FIG. 2



FIG. 3



FIG. 4



FIG. 5




FIG. 6




FIG. 7



FIG. 8



FIG. 9




FIG. 10



FIG. 11



FIG. 12



FIG. 13




FIG. 14



FIG. 15



FIG. 16




FIG. 17




FIG. 18



FIG. 19




FIG. 20



FIG. 21

UNITED STATES PATENT AND TRADEMARK OFFICE
CERTIFICATE OF CORRECTION


PATENT NO. : D952,333 S
APPLICATION NO. : 29/674594
DATED : May 24, 2022
INVENTOR(S) : Matteo Bastoni

Page 1 of 1

It is certified that error appears in the above-identified patent and that said Letters Patent is hereby corrected as shown below:

On the Title Page

(71) Applicant should read: Consitex SA - Zegna Group, Stabio (CH)

Signed and Sealed this
First Day of November, 2022

Katherine Kelly Vidal
Director of the United States Patent and Trademark Office