



US00D952331S

(12) **United States Design Patent** (10) **Patent No.:** **US D952,331 S**
Long (45) **Date of Patent:** **** May 24, 2022**

(54) **ARMBAND FOR MOBILE PHONE**
(71) Applicant: **Manna Long**, Shenzhen (CN)
(72) Inventor: **Manna Long**, Shenzhen (CN)
(**) Term: **15 Years**
(21) Appl. No.: **29/779,771**
(22) Filed: **Apr. 21, 2021**
(51) **LOC (13) Cl.** **03-01**
(52) **U.S. Cl.**
USPC **D3/218**
(58) **Field of Classification Search**
USPC D3/226, 224, 215, 218, 229
CPC A45F 3/04; A45F 3/14; A45F 3/16; A45F
5/00; A45F 5/02; A45F 5/003; A45F
5/021; A45F 2003/006; A45F 2003/144;
A45F 2200/0516; A45F 2200/05; A45F
2200/0566; A45F 2005/008; A45C 3/001;
A45C 11/00; A45C 13/002; A45C 13/10;
A45C 15/06; F21V 33/0004
See application file for complete search history.

(56) **References Cited**
U.S. PATENT DOCUMENTS
D391,075 S * 2/1998 Jackson D3/215
D490,974 S * 6/2004 Wagner, II D3/226
D536,868 S * 2/2007 Jackson D3/218
D541,042 S * 4/2007 Andre D3/218
D576,791 S * 9/2008 Wagner, II D3/226
D620,706 S * 8/2010 Wagner, II D3/226
D622,058 S * 8/2010 Wagner, II D3/226
D646,052 S 10/2011 Phelps et al.
D700,774 S * 3/2014 Morgan D3/226

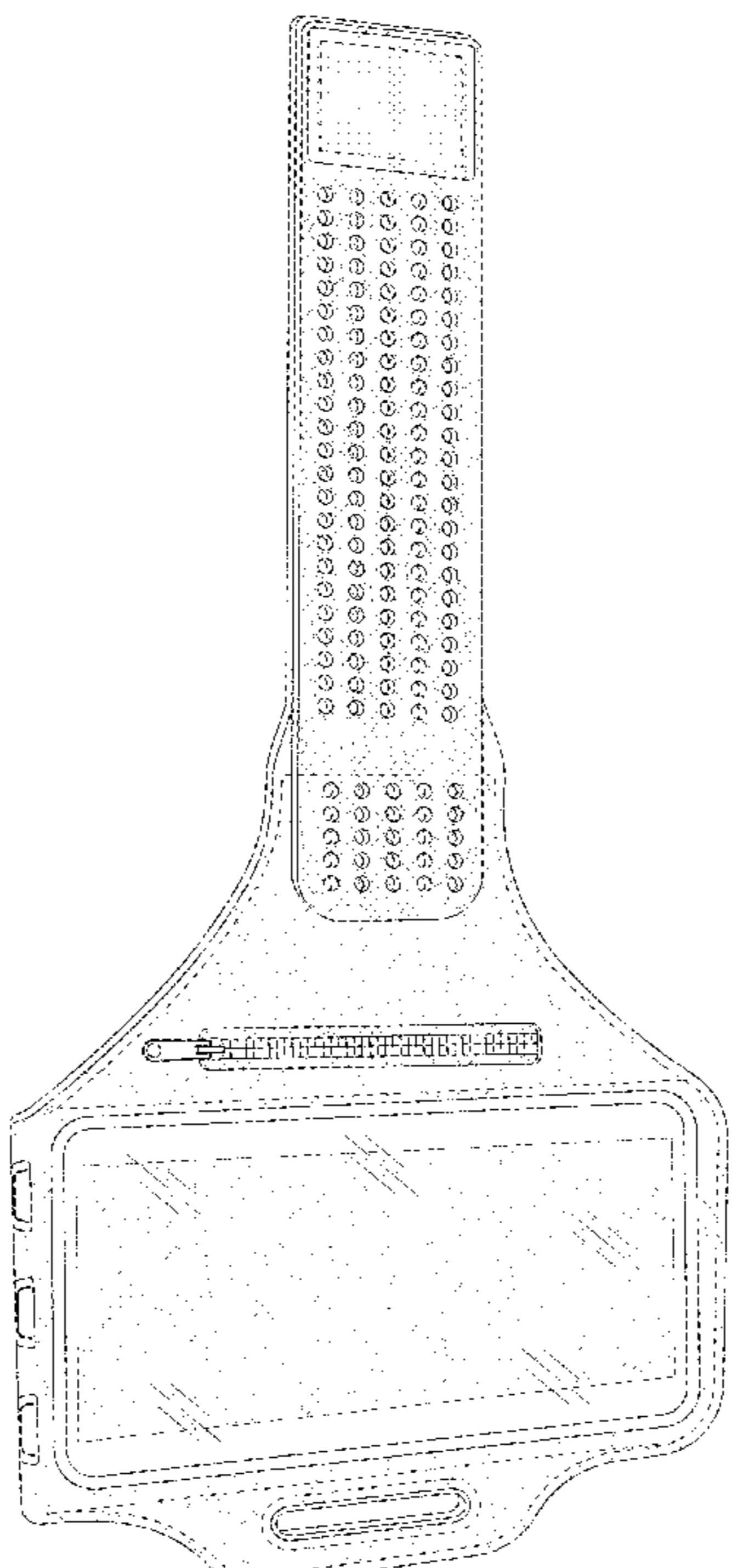
8,752,740 B2 * 6/2014 Morgan A45F 5/00
224/222
D710,596 S * 8/2014 Morgan D3/226
D716,040 S * 10/2014 Soriano D3/218
D752,857 S * 4/2016 Morgan D3/218
D753,386 S 4/2016 Pan et al.
D759,958 S 6/2016 Requa
D767,878 S 10/2016 Pan et al.
D773,802 S * 12/2016 Morgan D3/218
D806,381 S 1/2018 Yu
D882,944 S * 5/2020 Habibi D3/226
2017/0086569 A1 * 3/2017 Grote A45F 5/00
2017/0318943 A1 * 11/2017 Grote A45C 15/06

* cited by examiner
Primary Examiner — Catherine R Oliver-Garcia
(74) *Attorney, Agent, or Firm* — Rumit Ranjit Kanakia

(57) **CLAIM**
I claim the ornamental design for an armband for mobile phone, as shown and described.

DESCRIPTION
FIG. 1 is a Perspective view of an armband for mobile phone showing my new design;
FIG. 2 is a Front view thereof;
FIG. 3 is a Back view thereof;
FIG. 4 is a Left-side view thereof;
FIG. 5 is a Right-side view thereof;
FIG. 6 is a Top view thereof;
FIG. 7 is a Bottom view thereof; and,
FIG. 8 is a Perspective view of an armband for mobile phone showing in close position.
The broken lines are only for stitching on the armband for mobile phone.

1 Claim, 6 Drawing Sheets



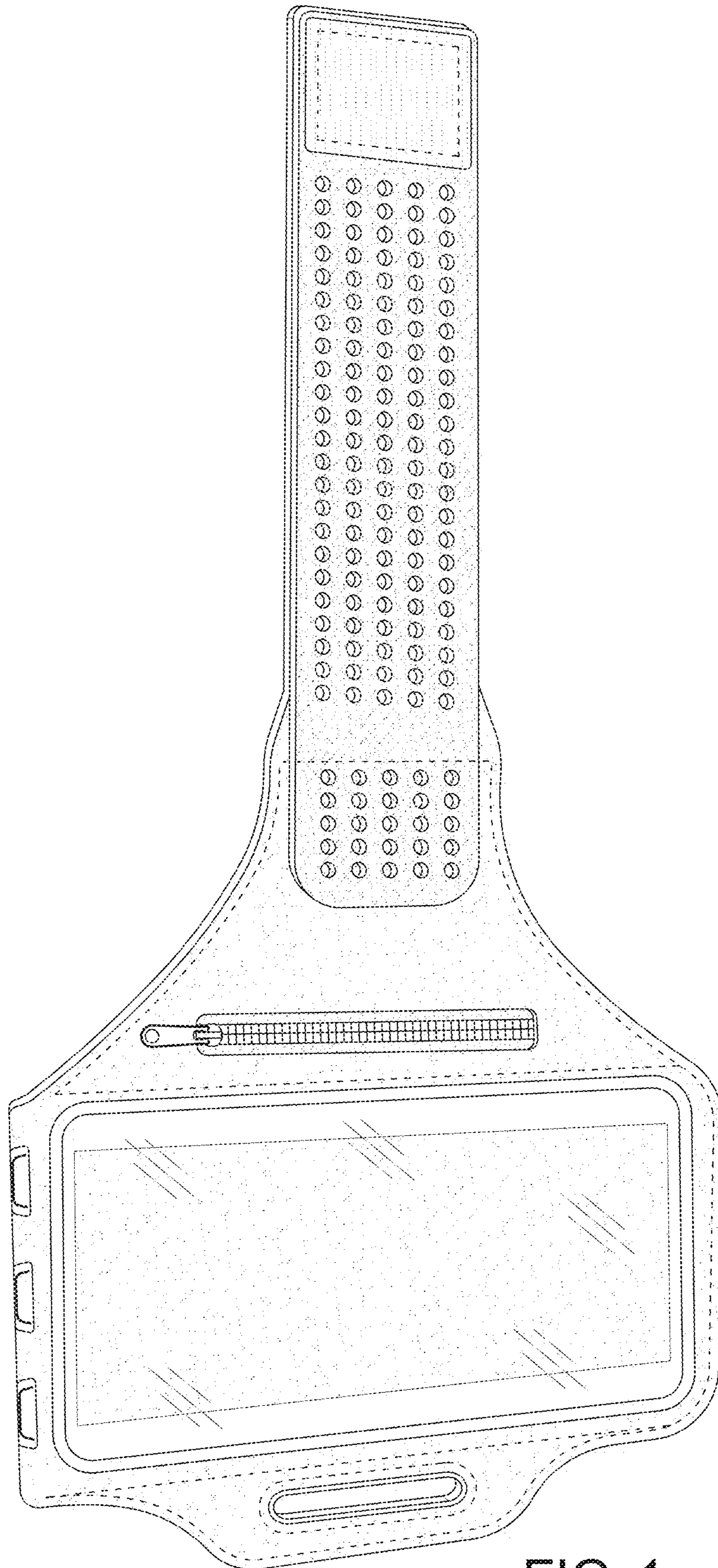


FIG. 1

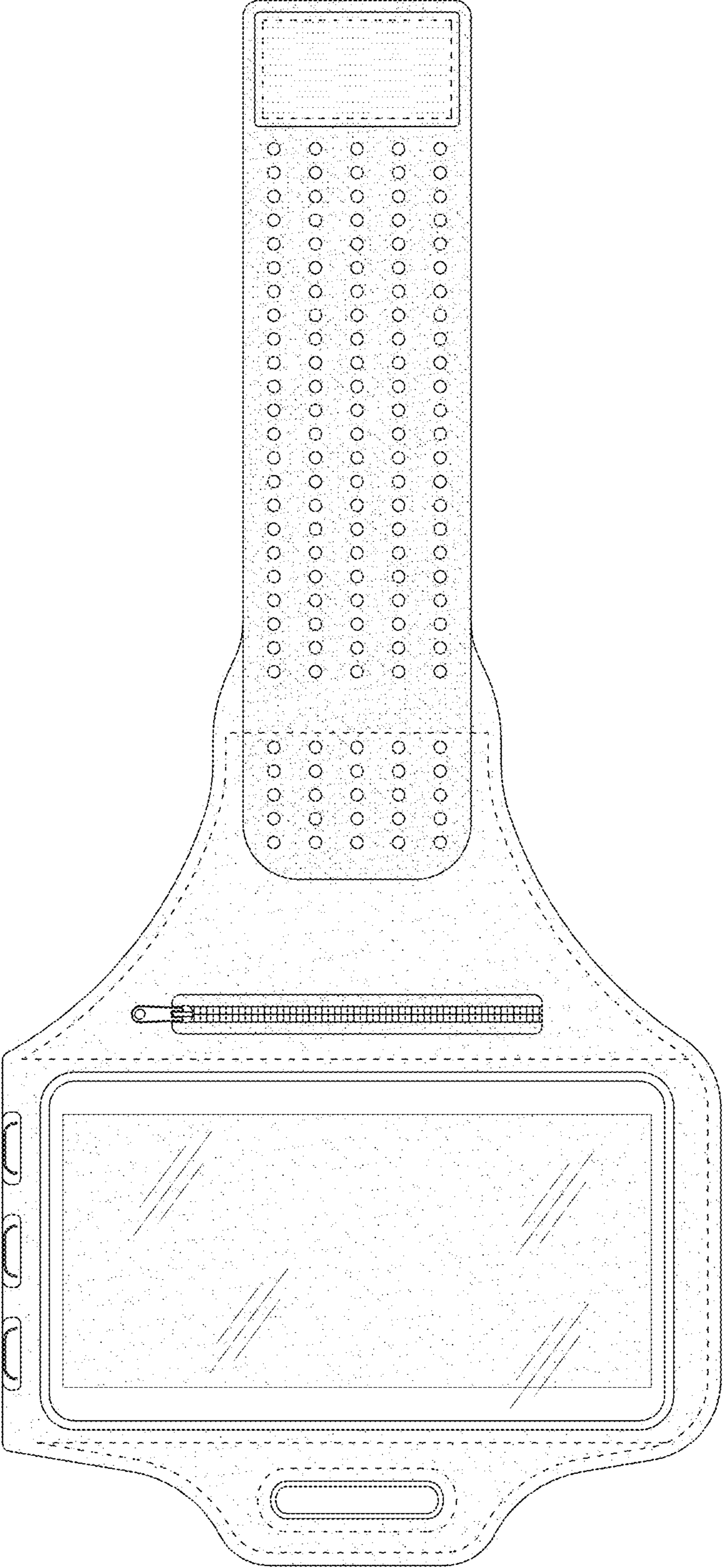


FIG. 2

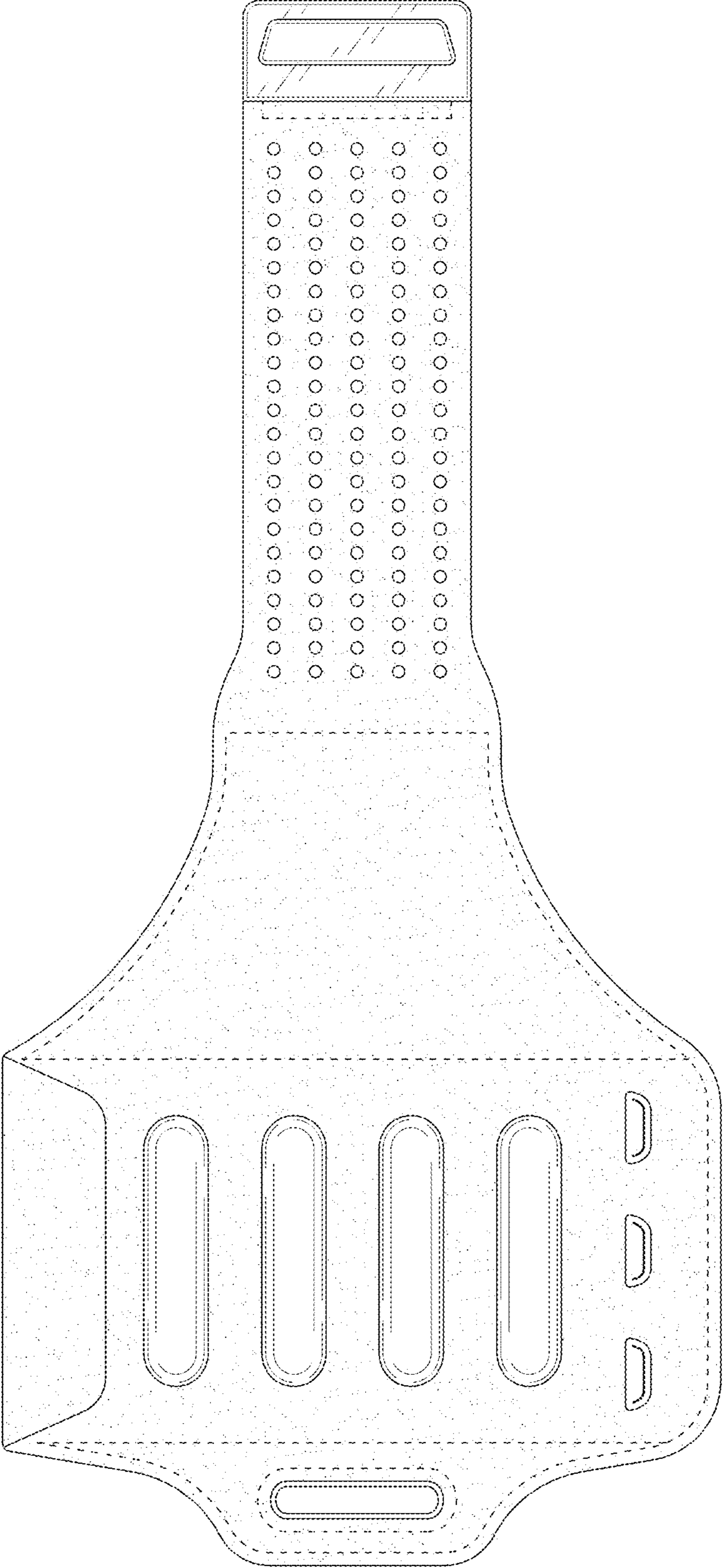


FIG. 3

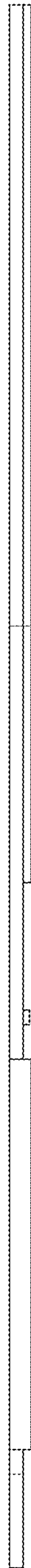


FIG. 4

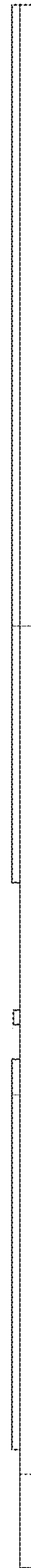


FIG. 5




FIG. 6




FIG. 7

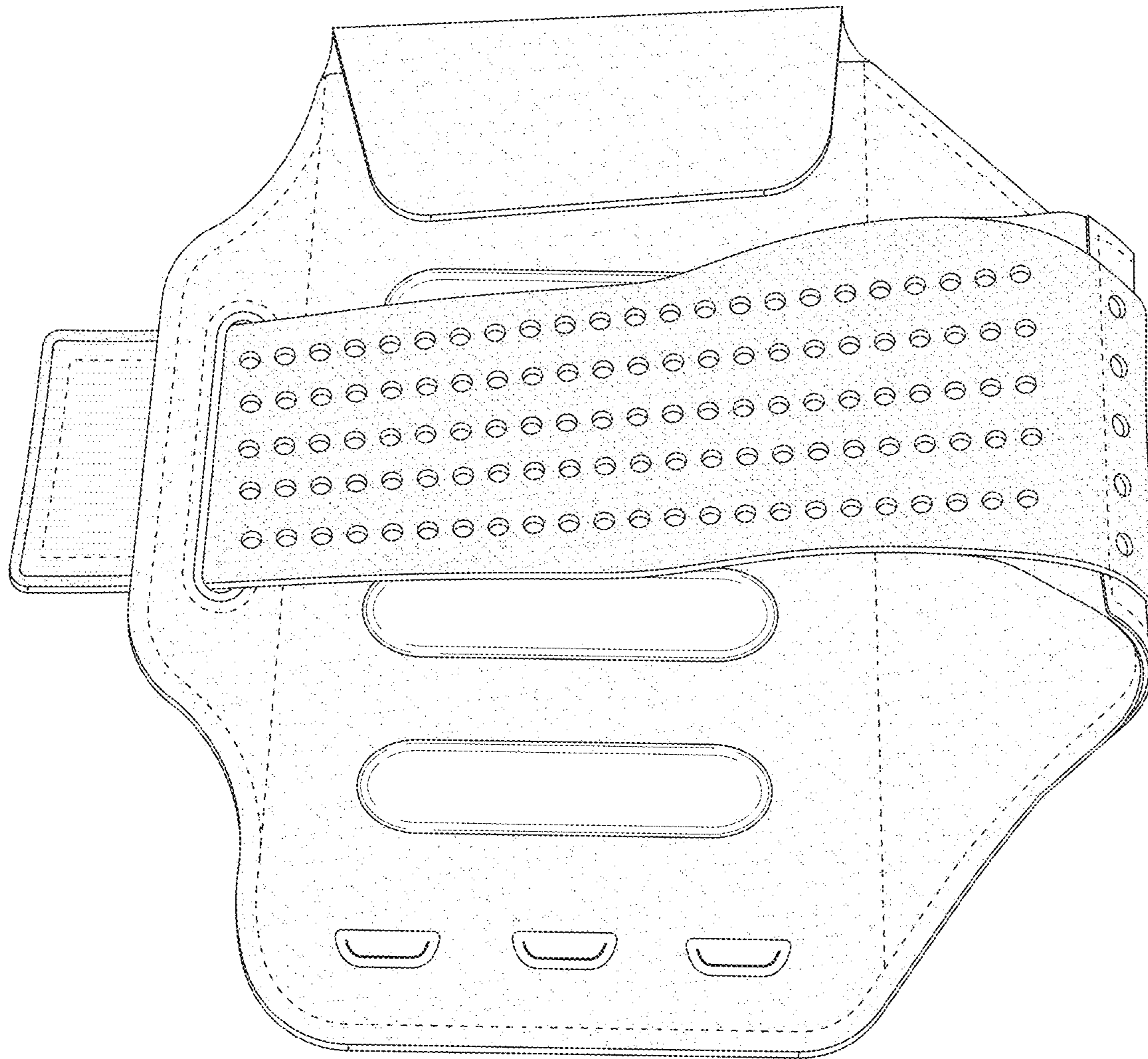


FIG. 8