



US00D952321S

(12) **United States Design Patent**
Andersen et al.

(10) **Patent No.:** **US D952,321 S**
(45) **Date of Patent:** **** May 24, 2022**

- (54) **SHOE CLIP**
- (71) Applicants: **Robert S. Andersen**, Western Springs, IL (US); **Michael Kotalik**, Lombard, IL (US)
- (72) Inventors: **Robert S. Andersen**, Western Springs, IL (US); **Michael Kotalik**, Lombard, IL (US)

- 4,309,775 A * 1/1982 Jory A61F 9/045
2/12
- 4,475,254 A * 10/1984 Bay A42B 3/227
2/12
- D288,025 S * 2/1987 Laughlin D2/871
- D288,026 S * 2/1987 Laughlin D2/871
- D319,899 S * 9/1991 Pernicka D29/109
- D323,734 S * 2/1992 Haines D2/642
- D362,928 S * 10/1995 Redden 36/131
- D376,612 S * 12/1996 Wang D16/307

(Continued)

(**) Term: **15 Years**

(21) Appl. No.: **29/739,066**

(22) Filed: **Jun. 22, 2020**

(51) **LOC (13) Cl.** **02-04**

(52) **U.S. Cl.**
USPC **D2/976**; D2/915; D2/946

(58) **Field of Classification Search**
USPC D2/896, 897, 915, 916-919, 925-931,
D2/941, 943, 946, 969, 971, 972,
D2/974-976, 978, 869, 871, 875, 895;
D30/157
CPC A43C 15/04; A43C 13/00; A43C 13/02;
A43B 23/08; A43B 23/24; A43B 23/28;
A43B 23/30; A43B 1/0054; A43B
1/0081; A43B 1/08; A43B 1/14; A43B
3/166; B44D 3/128

See application file for complete search history.

(56) **References Cited**

U.S. PATENT DOCUMENTS

- 118,201 A * 8/1871 Bollier A43B 3/166
36/70 R
- 486,348 A * 11/1892 Mattson A42B 1/12
2/68
- 1,665,750 A * 4/1928 McKee A61F 9/045
2/171.5
- 3,112,571 A * 12/1963 Musgrave A43B 3/166
36/70 R
- 3,953,958 A * 5/1976 Beaston A43C 17/02
54/83.2
- 4,203,537 A * 5/1980 McAlister B44D 3/128
220/675

OTHER PUBLICATIONS

Amazon.com, MG Womens UV Protection Clip On Sun Visor, announced May 20, 2015 [online], [site visited Sep. 7, 2021], Available from internet, URL: https://www.amazon.com/UV-50-Protection-Clip-Visor/dp/B00XZICVPQ/ref=bx_dp_7240nrfo_5/145-4761542-4691318?pd_rd_w=QDWID&pf_rd_p=f43599e0-aaab-4357-b62a-afc3 https://www.amazon.com/UV-50-Protection-Clip-Visor/dp/B00XZICVPQ/ref=bx_dp_7240nrfo_5/145-4761542-4691318?pd_rd_w=QDWID&pf_rd_p=f43599e0-aaab-4357-b62a-afc3 (Year: 2015).*

Primary Examiner — Elizabeth J Oswecki
Assistant Examiner — Yelizaveta Y Masalimova
(74) *Attorney, Agent, or Firm* — Polsinelli PC

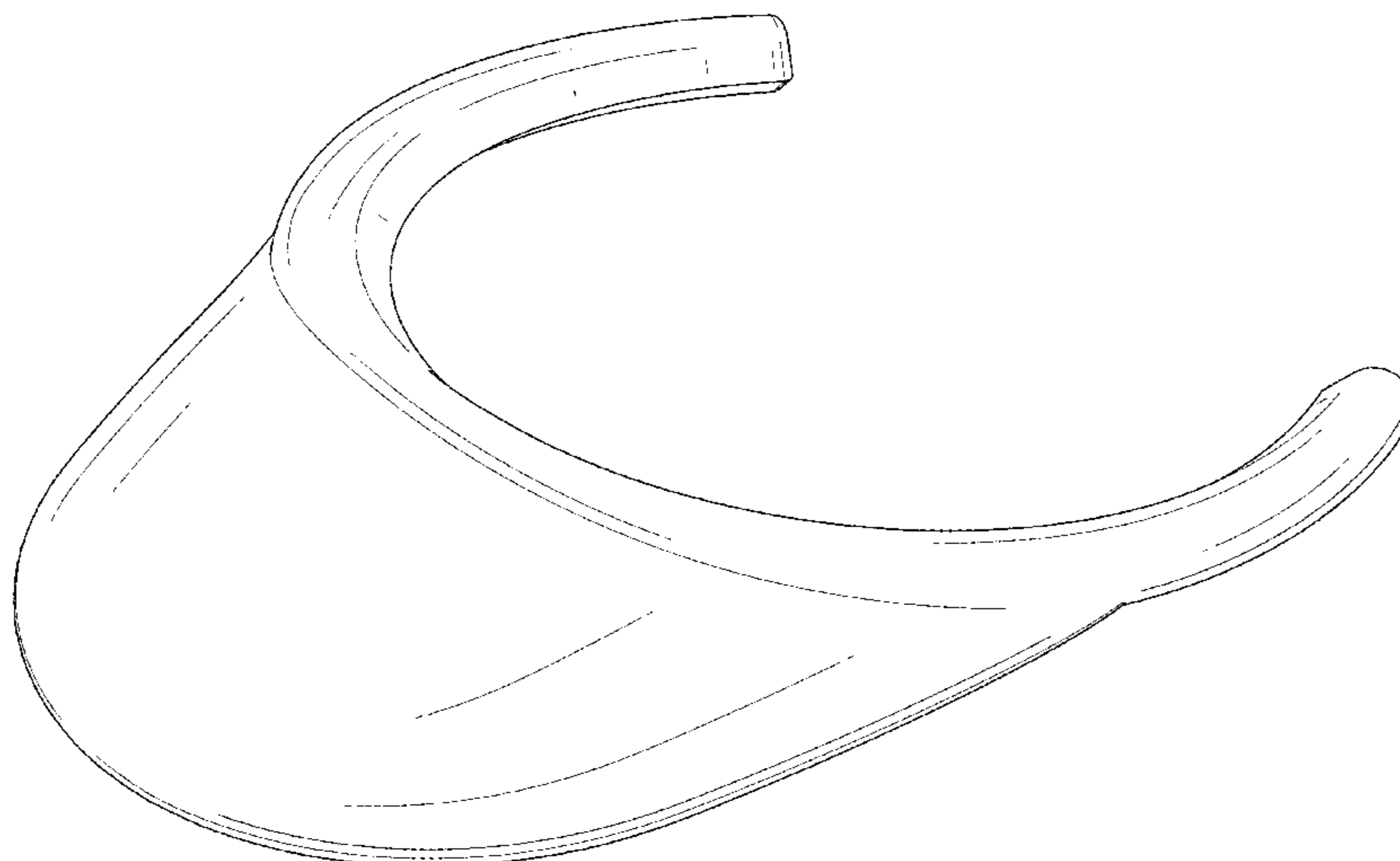
(57) **CLAIM**

The ornamental design for a shoe clip, as shown and described.

DESCRIPTION

FIG. 1 is a rear, top, right side perspective view of a shoe clip showing our new design;
FIG. 2 is a rear elevation view thereof;
FIG. 3 is a front elevation view thereof;
FIG. 4 is a right side elevation view thereof;
FIG. 5 is a left side elevation view thereof;
FIG. 6 is a top plan view thereof;
FIG. 7 is a bottom plan view thereof; and,
FIG. 8 is a front, top, right side perspective view thereof.

1 Claim, 6 Drawing Sheets



(56)

References Cited

U.S. PATENT DOCUMENTS

5,991,930 A * 11/1999 Sorrentino A42B 3/22
2/424
D422,779 S * 4/2000 Kusumoto D2/915
D536,516 S * 2/2007 Sanders D2/946
D545,030 S * 6/2007 Fukunaga D2/871
D900,435 S * 11/2020 Huang D2/871
D905,394 S * 12/2020 Schultze D2/947
D922,054 S * 6/2021 Popovic D2/972
2002/0004946 A1* 1/2002 Nelson A42B 3/227
2/175.3
2015/0232233 A1* 8/2015 Kent B44D 3/128
222/570
2021/0069020 A1* 3/2021 Hayes A61F 9/045

* cited by examiner

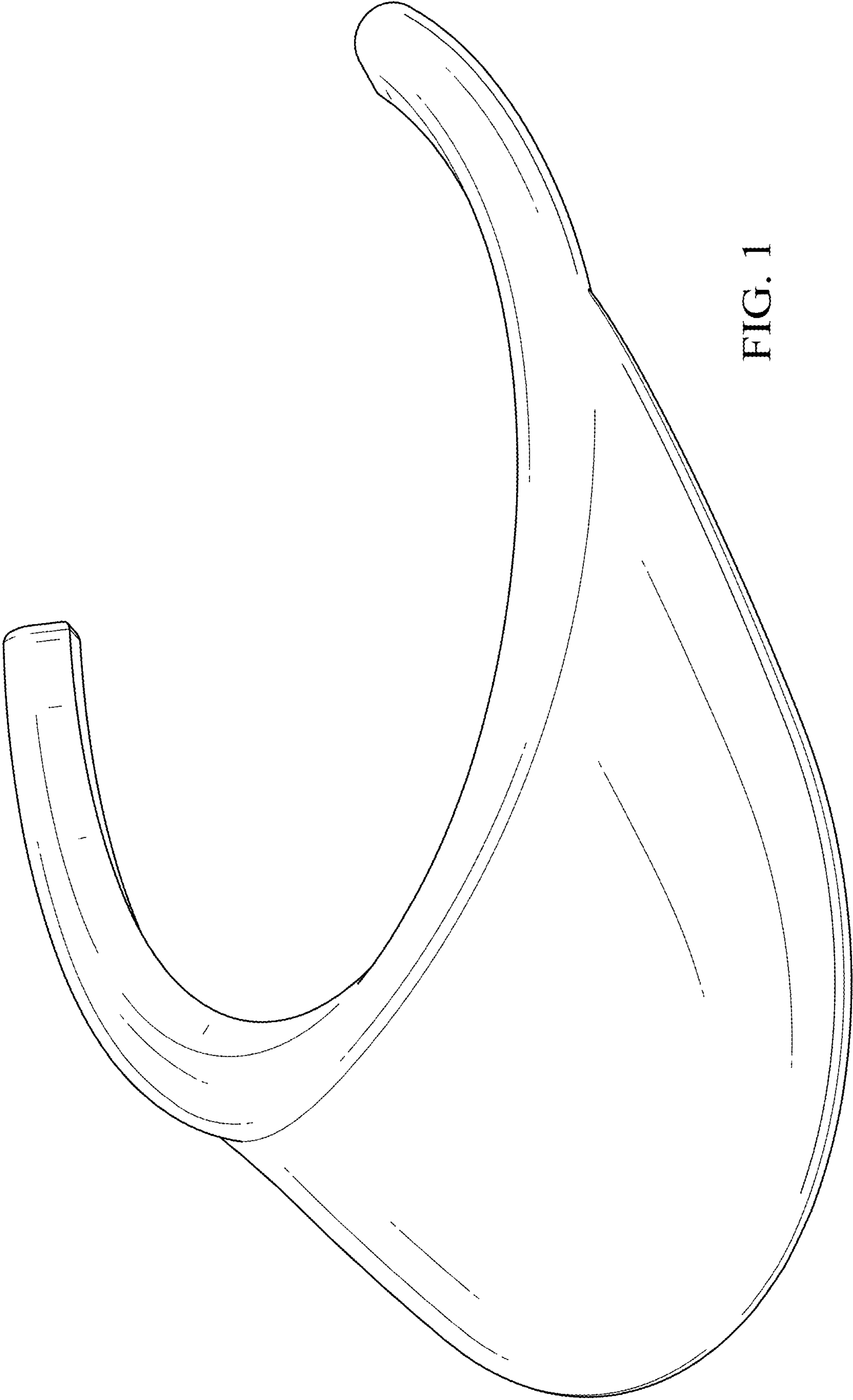


FIG. 1




FIG. 2




FIG. 3




FIG. 4




FIG. 5

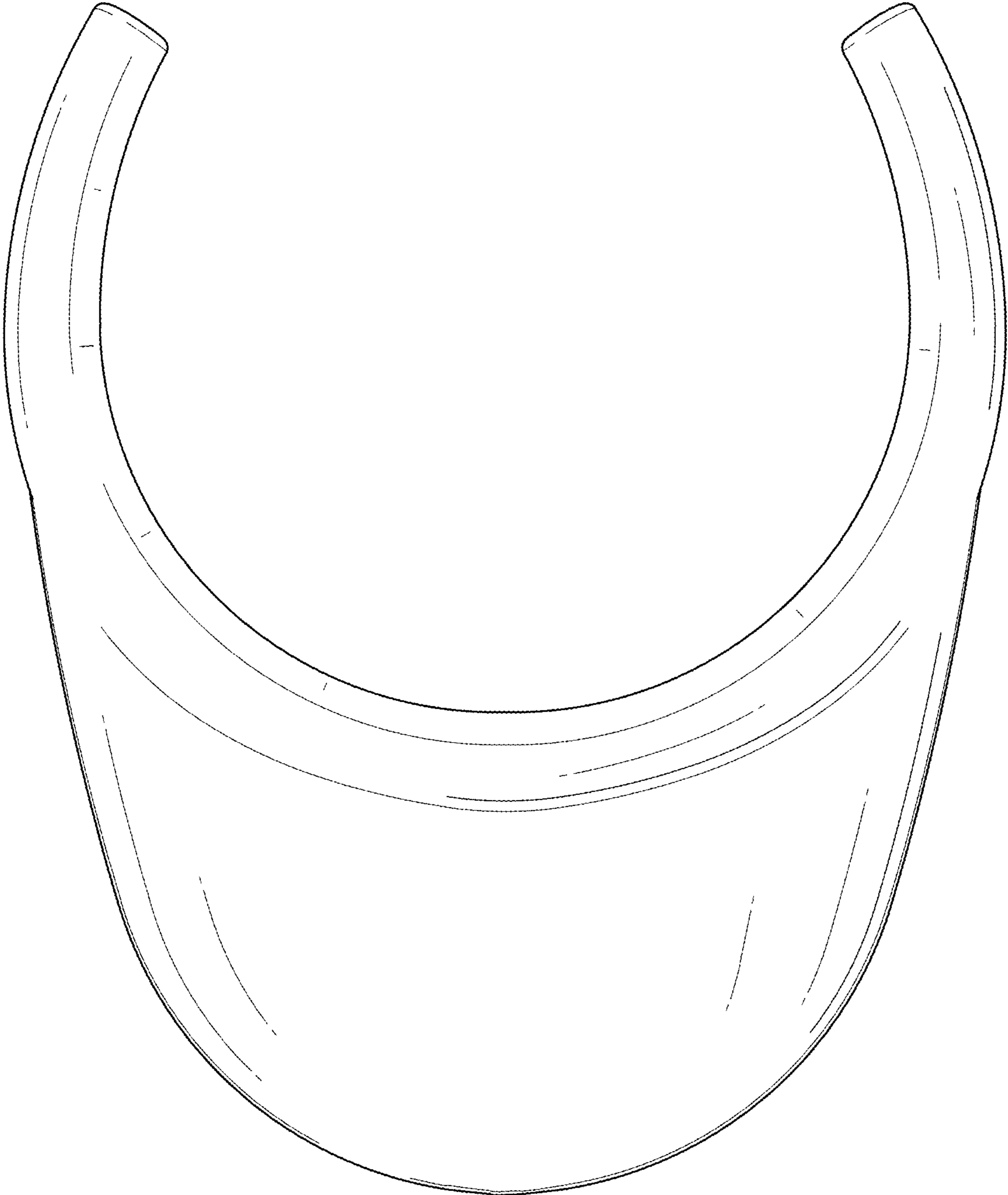


FIG. 6

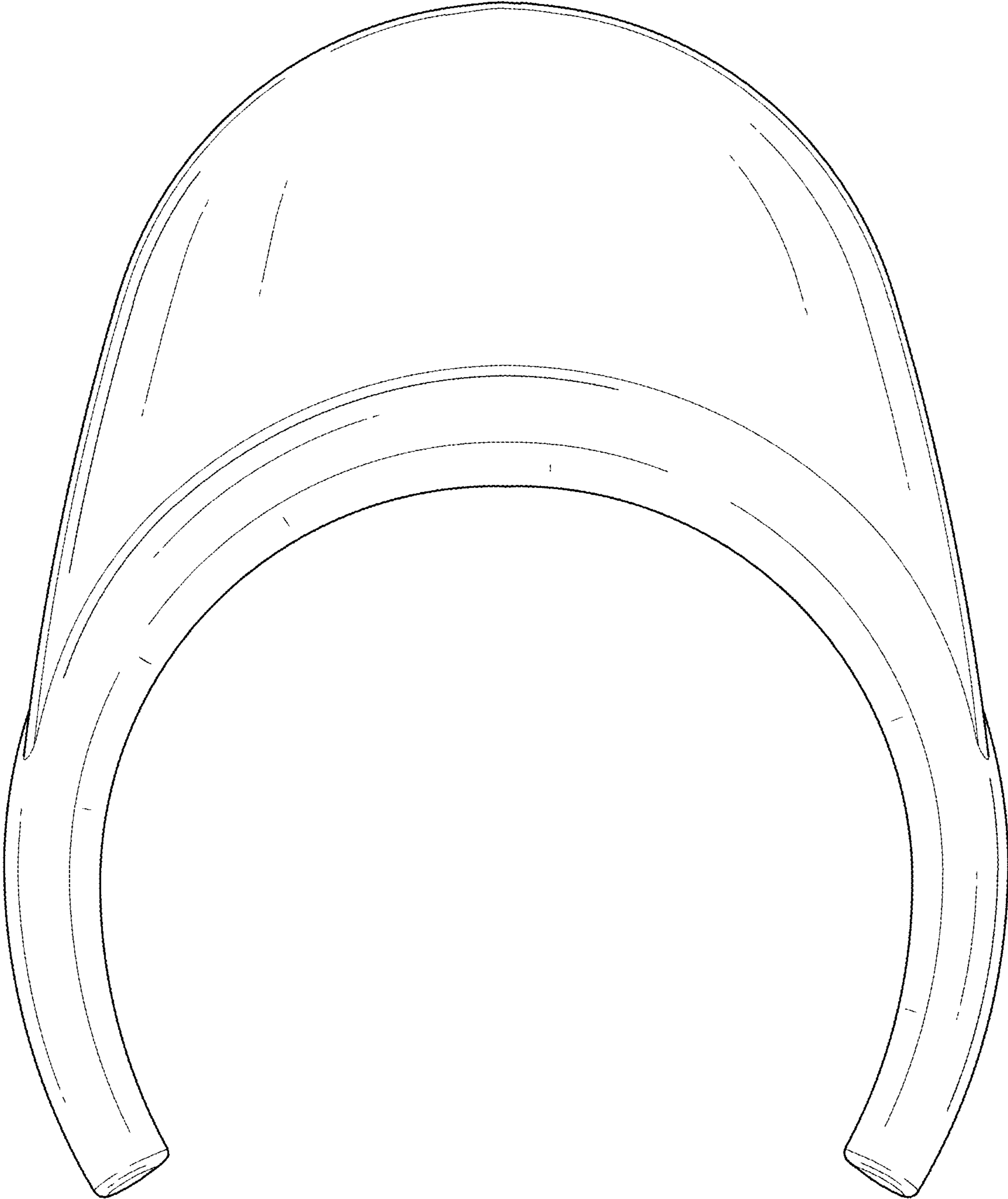


FIG. 7

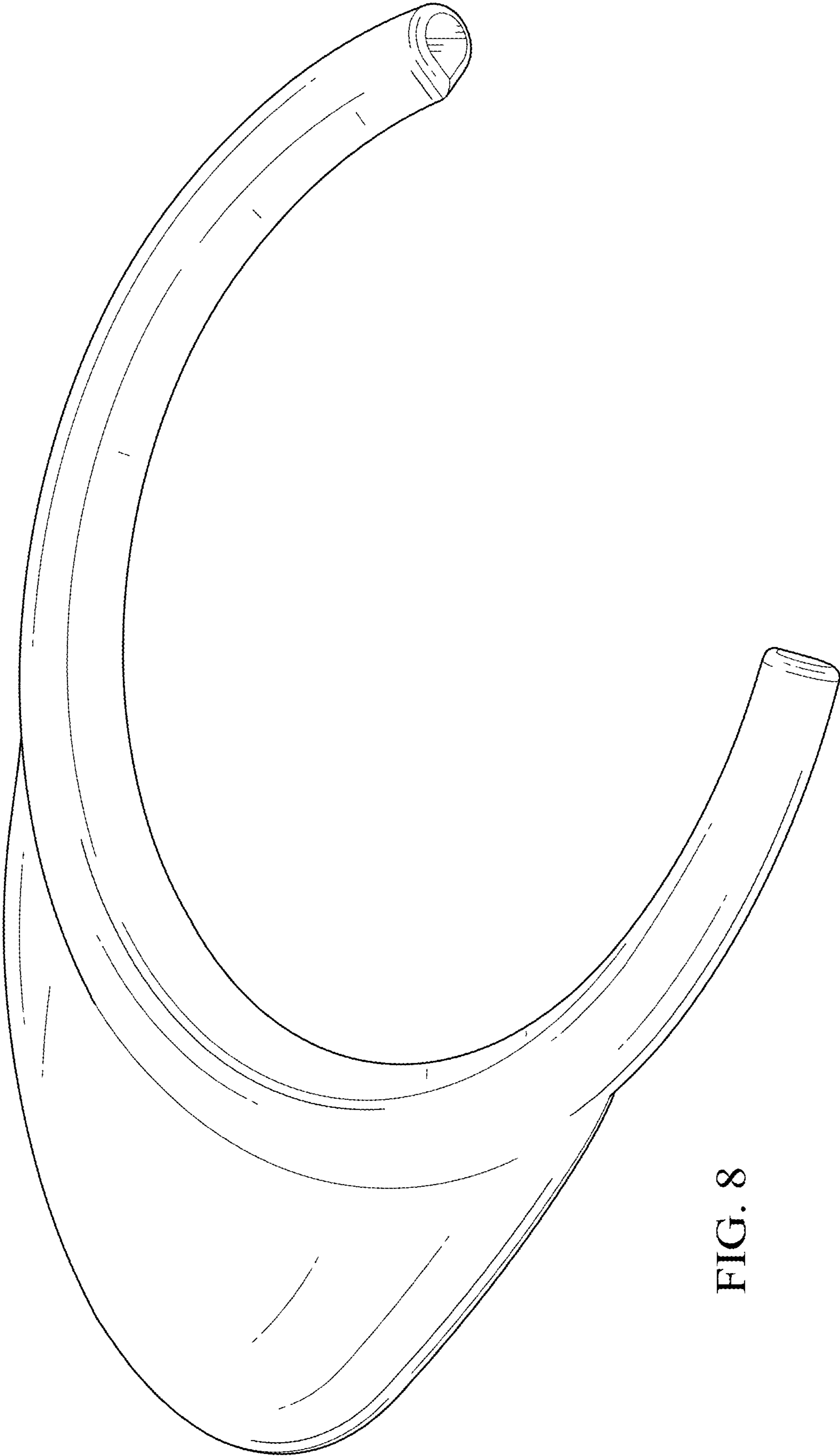


FIG. 8