



US00D952288S

(12) **United States Design Patent** (10) **Patent No.:** **US D952,288 S**
Bay (45) **Date of Patent:** **** May 24, 2022**

(54) **COMPRESSION SHORTS**
(71) Applicant: **Coretection Products Ltd.**, Abbotsford (CA)
(72) Inventor: **Greg Bay**, Abbotsford (CA)
(73) Assignee: **CORETECTION PRODUCTS LTD.**, Abbotsford (CA)

(**) Term: **15 Years**
(21) Appl. No.: **29/730,134**
(22) Filed: **Apr. 1, 2020**
(51) **LOC (13) Cl.** **02-02**
(52) **U.S. Cl.**
USPC **D2/704**
(58) **Field of Classification Search**
USPC D2/700, 704, 705, 712, 713, 714, 715,
D2/716, 728, 731, 732, 733, 734, 738,
D2/742, 743, 749
CPC A41B 11/14; A41B 11/143; A41B 11/146;
A41D 1/06; A41D 1/08; A41D 1/084;
A41D 7/00; A41D 7/005; A41D 13/0015;
A41D 27/24; A41D 27/245; A41D
2400/24; A41D 2400/38; A41D 17/02
See application file for complete search history.

(56) **References Cited**
U.S. PATENT DOCUMENTS
2,908,277 A * 10/1959 Peck A41C 1/003
450/101
3,170,466 A * 2/1965 Gingras A41C 1/003
450/104
3,438,376 A * 4/1969 Murdock A41C 1/003
450/104
3,515,141 A * 6/1970 Rockwell A41C 1/02
450/109
D239,888 S * 5/1976 Cascio D2/704
D360,516 S * 7/1995 Persinger D2/712
6,430,752 B1 8/2002 Bay

D642,768 S * 8/2011 Sawle D2/704
8,752,216 B2 6/2014 Sawle et al.
8,784,351 B2 * 7/2014 Dumpson A41D 1/21
602/67

(Continued)

FOREIGN PATENT DOCUMENTS

CA 2756969 C 5/2013

OTHER PUBLICATIONS

Coeshorts Pro 3.0: Introduction, [online video]; [video published to the internet ton Apr. 17, 2020]; [retrieved from the internet on Sep. 21, 2021]; URL: https://www.youtube.com/watch?v=_RT9xvdy7s. (1 pg.). (Year: 2020).*

(Continued)

Primary Examiner — Jasmine Mlinarcik
(74) *Attorney, Agent, or Firm* — Oyen Wiggs Green & Mutala LLP

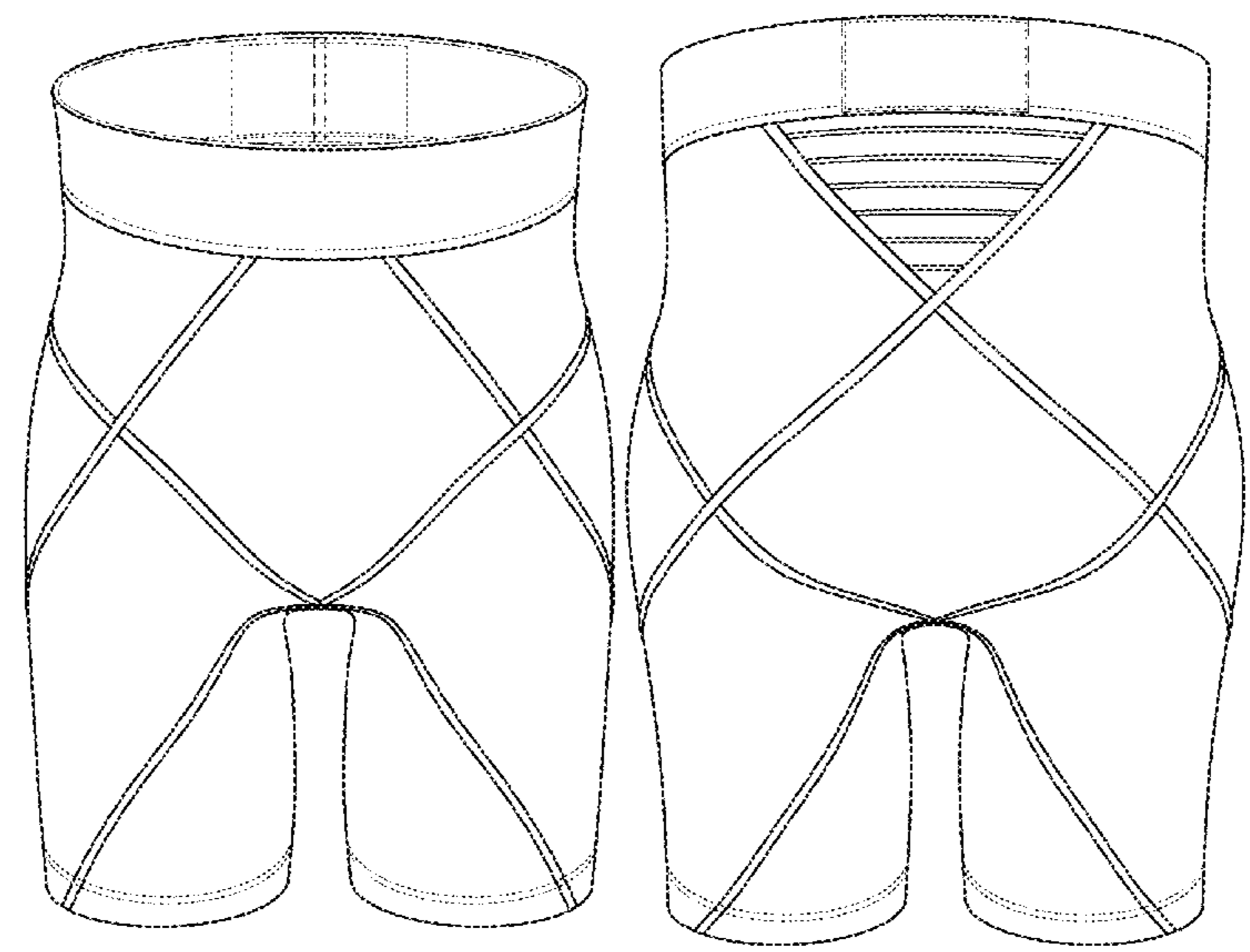
(57) **CLAIM**

The ornamental design for compression shorts, as shown and described.

DESCRIPTION

FIG. 1 is a front elevation view of the compression shorts; FIG. 2 is a rear perspective view thereof; FIG. 3 is a right side view thereof; FIG. 4 is a left side view thereof; FIG. 5 is a perspective rear bottom view thereof; FIG. 6 is a perspective bottom view thereof; FIG. 7 is a laid flat front view thereof; and, FIG. 8 is a laid flat rear view thereof. The dot-dot-dash broken lines define the bounds of the claimed design and form no part thereof. The features depicted in all other broken lines form no part of the claimed design.

1 Claim, 8 Drawing Sheets



(56)

References Cited

U.S. PATENT DOCUMENTS

D911,670 S * 3/2021 Toudjine-Williams D2/742
11,013,274 B2 * 5/2021 Larkin A41B 9/08
D921,330 S * 6/2021 Liu D2/731

OTHER PUBLICATIONS

Coreshorts, [online photo]; [photo published to the internet on Sep. 1, 2019]; [retrieved from the internet on Sep. 21, 2021]; URL: <https://www.facebook.com/coreshorts/photos/a.2300725413505868/2443459902565751/?type=3>. (1 pg.). (Year: 2019).*

PRO 3.0—“Maximal” Stability (Recovery), [online]; [review published to the internet on Apr. 20, 2020]; [retrieved from the internet on Sep. 21, 2021] URL: <https://coretection.com/collections/frontpage/products/pro-3-0>. (8 pgs.). (Year: 2020).*

PRO 1.0—“Global” Stability (Performance), [online]; [review published to the internet on Dec. 1, 2020]; [retrieved from the internet on Sep. 21, 2021] URL: <https://coretection.com/collections/frontpage/products/pro-1-0>. (9 pgs.). (Year: 2020).*

* cited by examiner

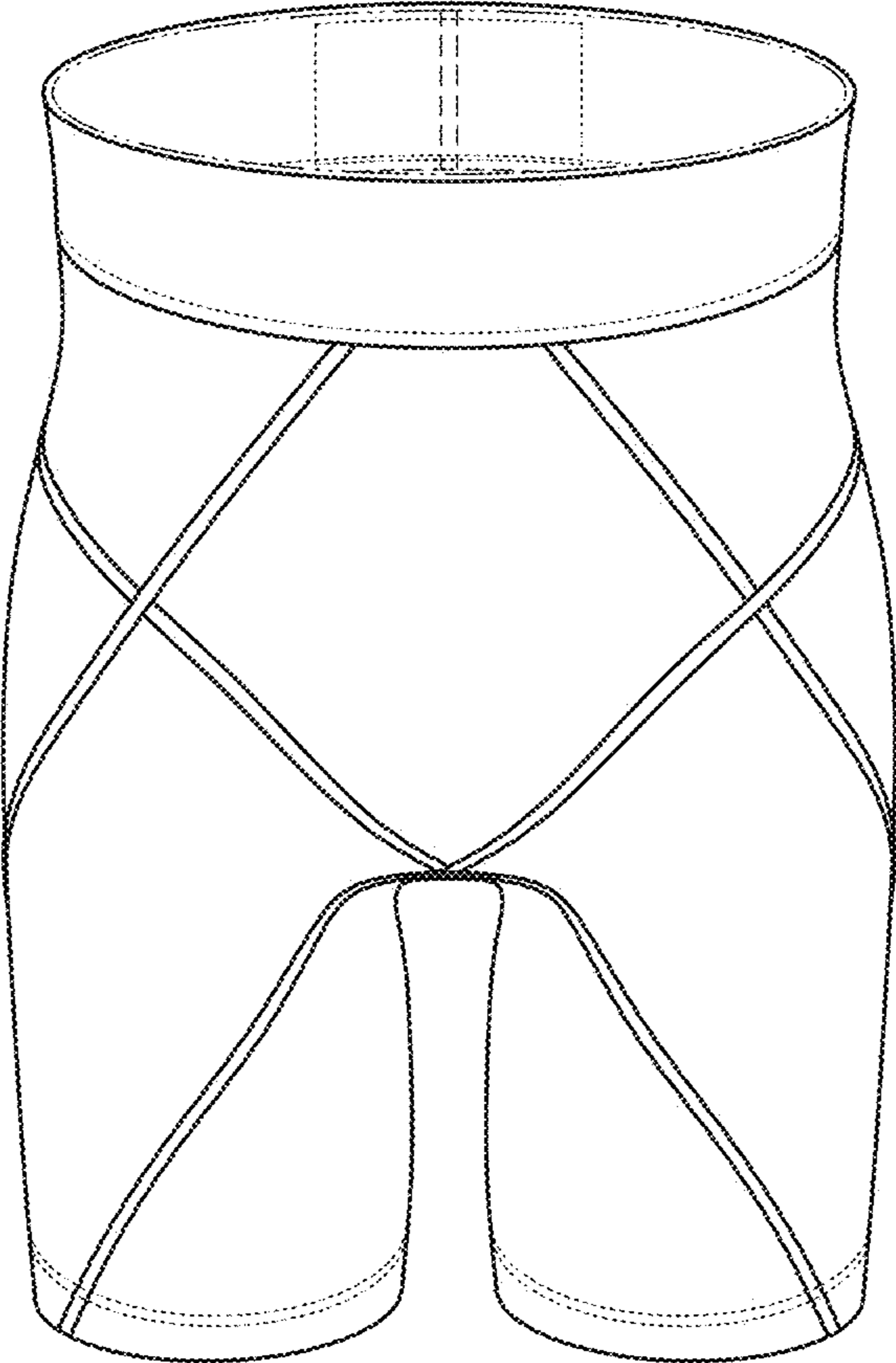


FIG. 1

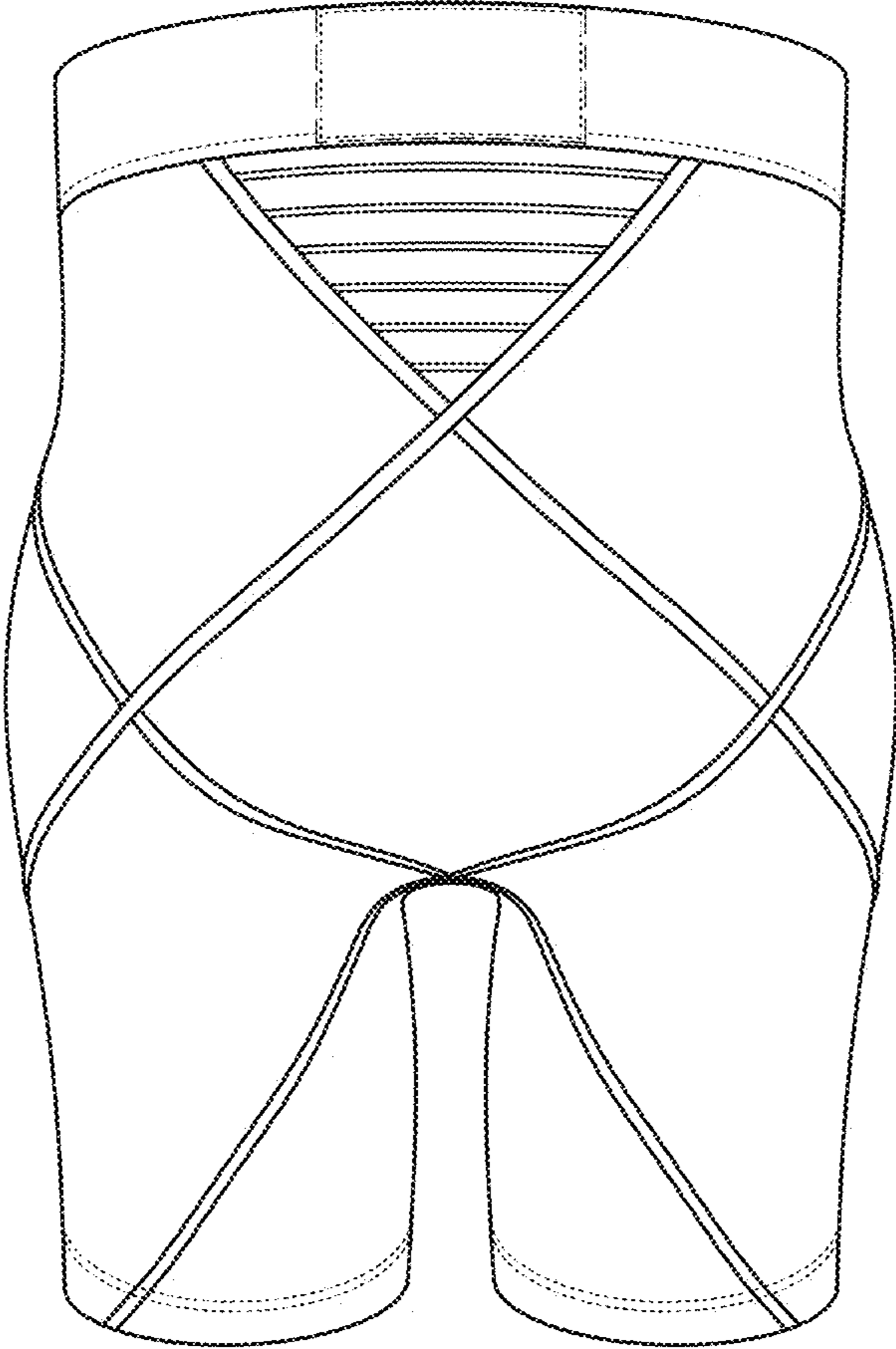


FIG. 2

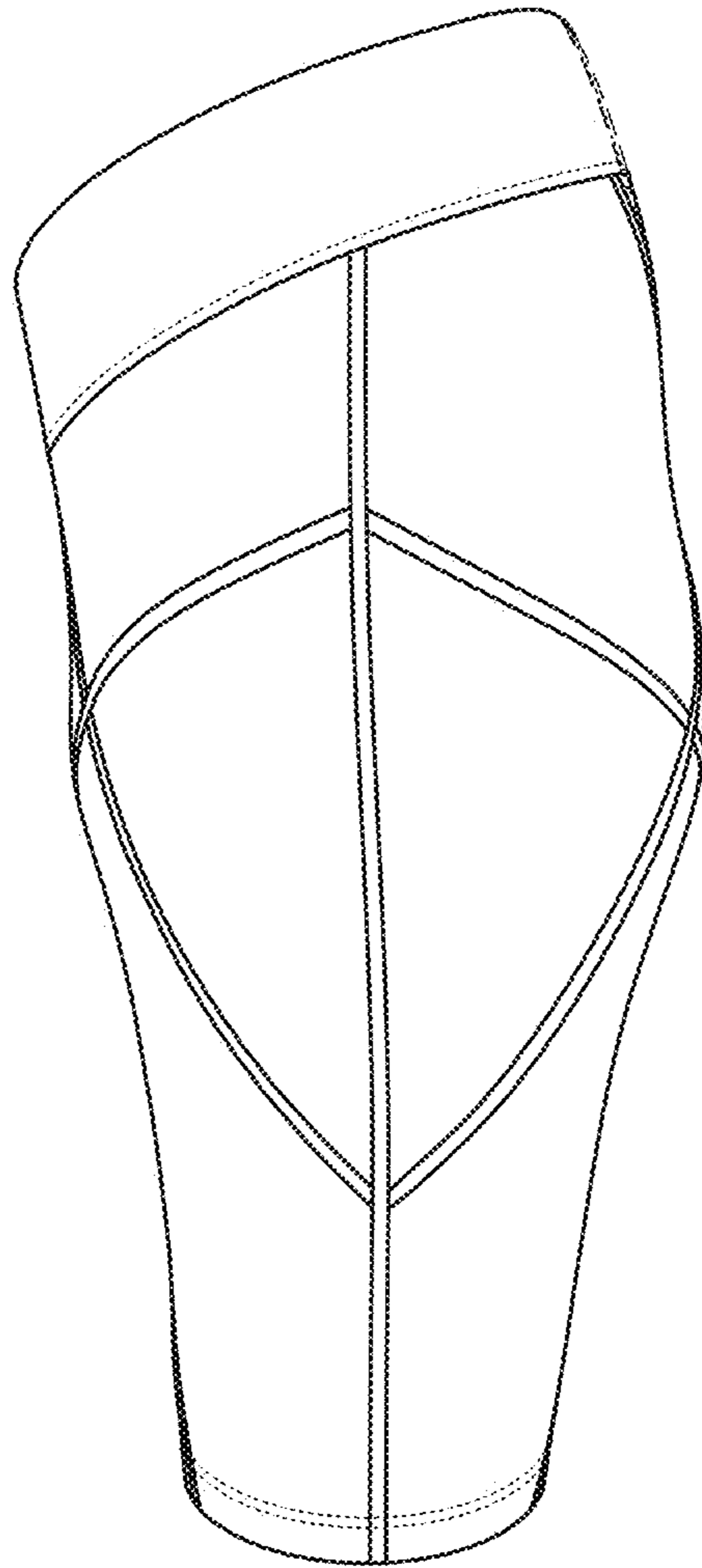


FIG. 3

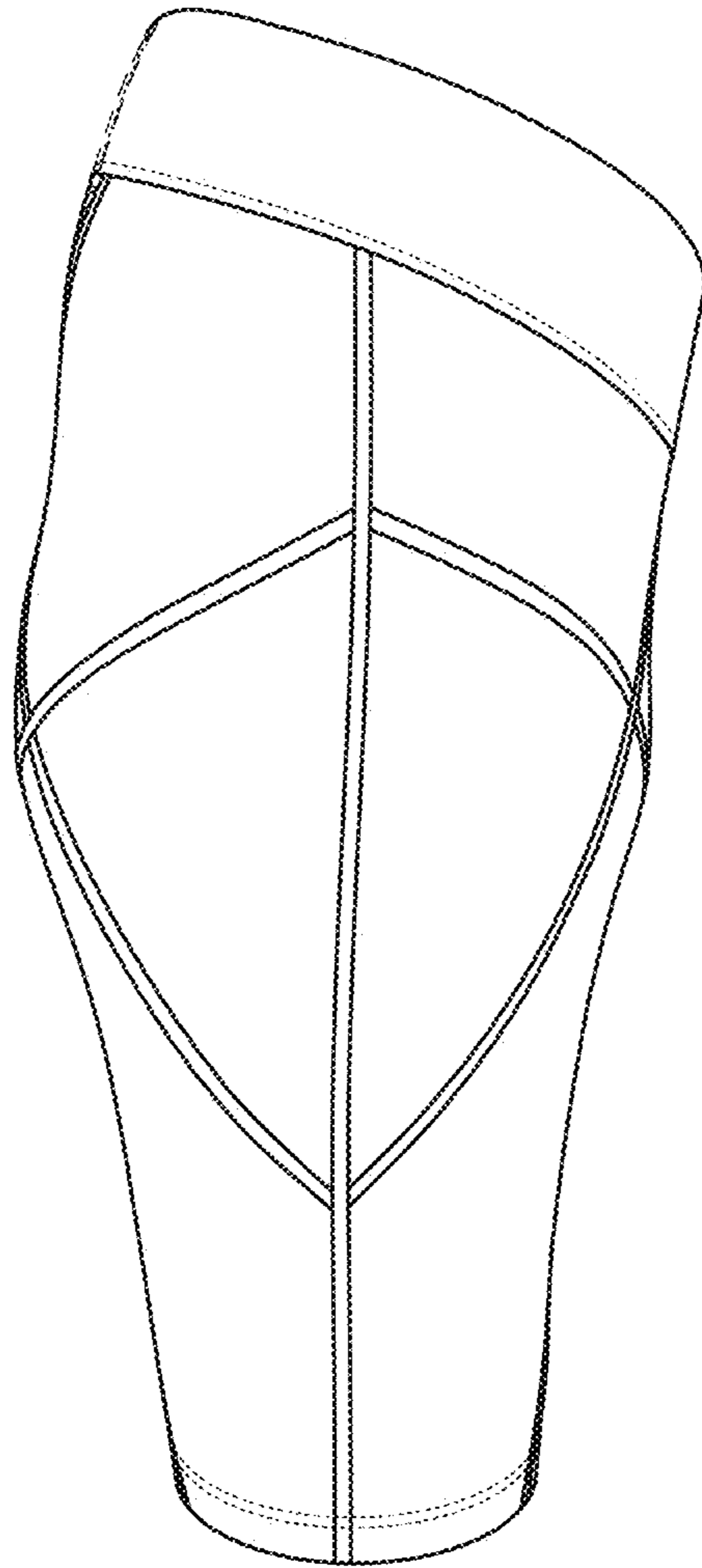


FIG. 4

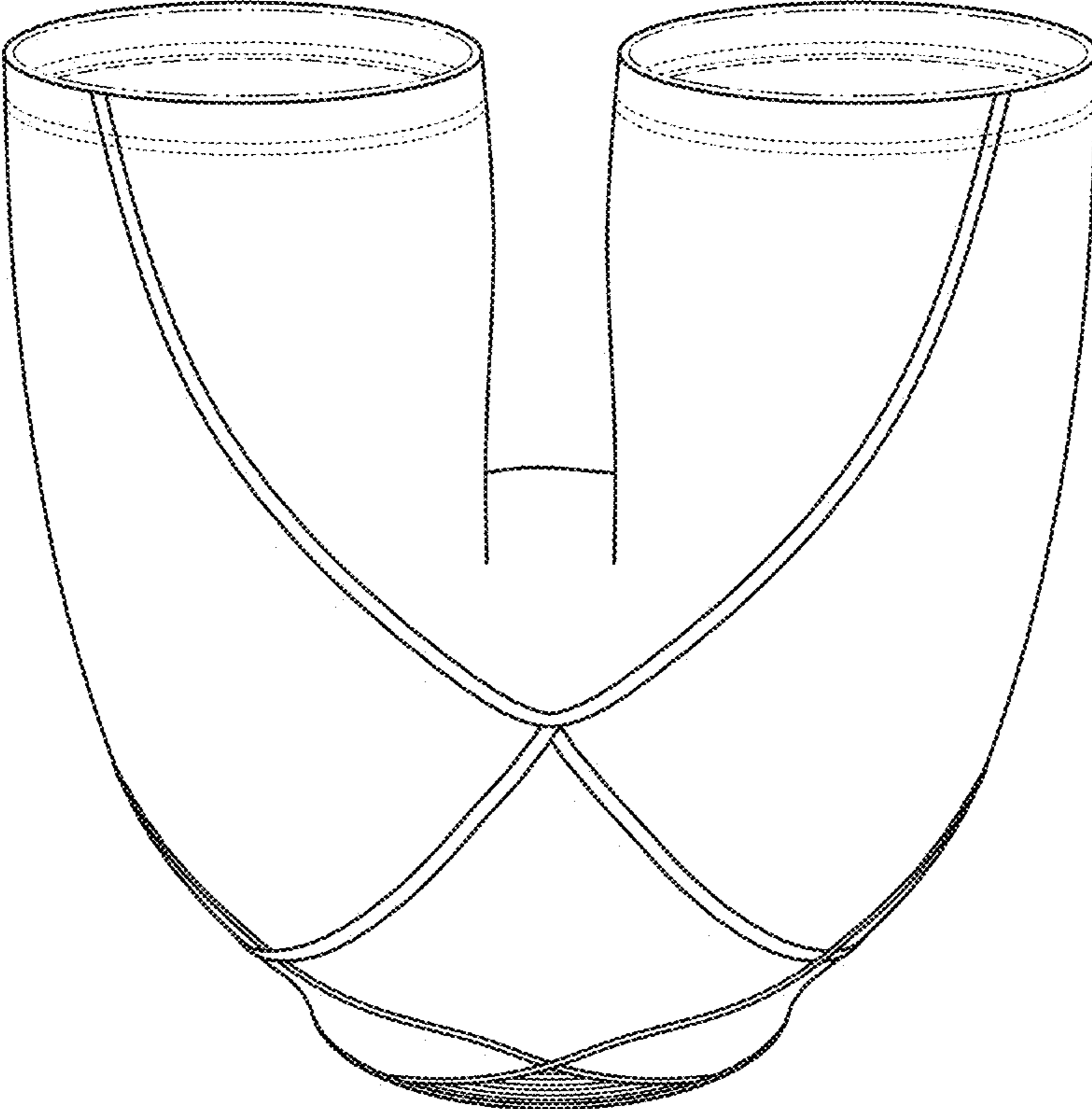


FIG. 5

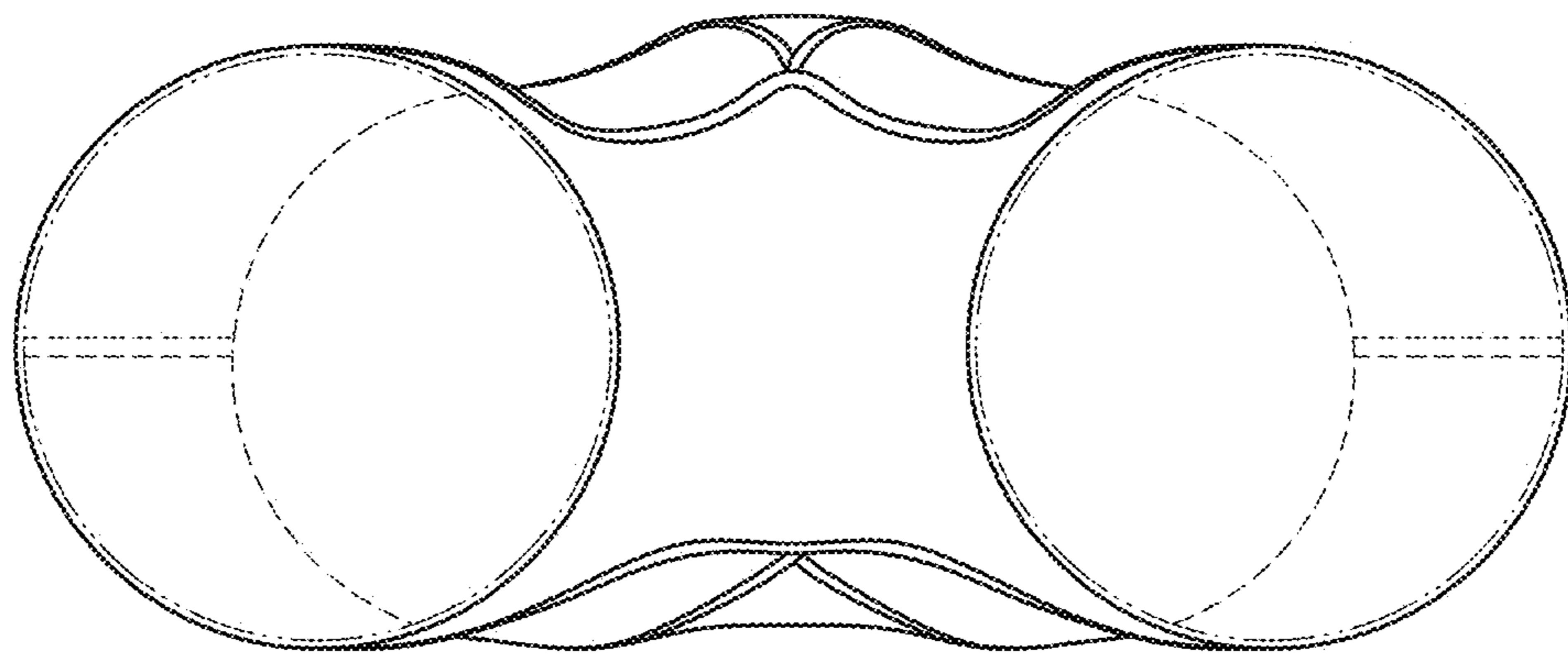


FIG. 6

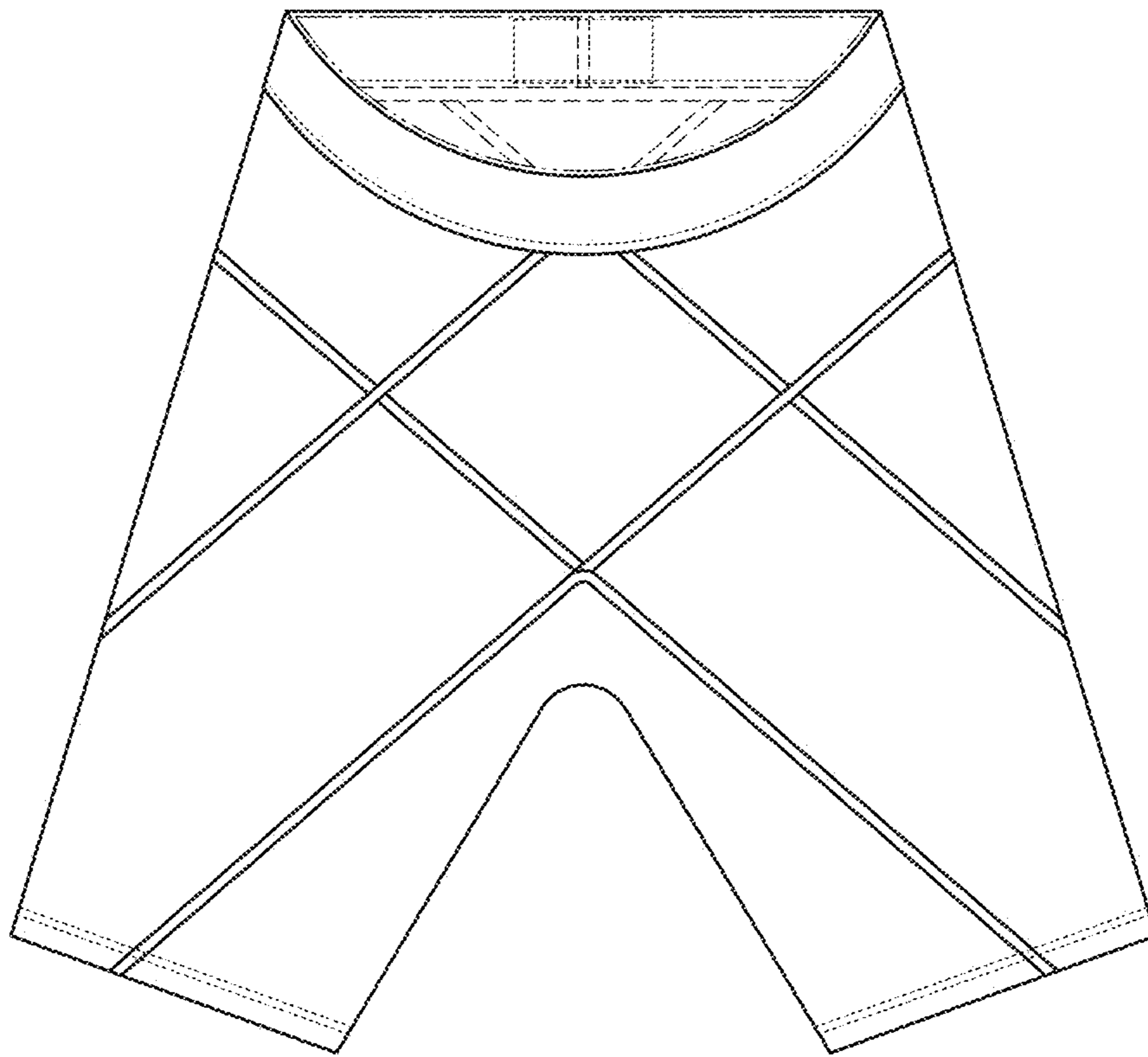


FIG. 7

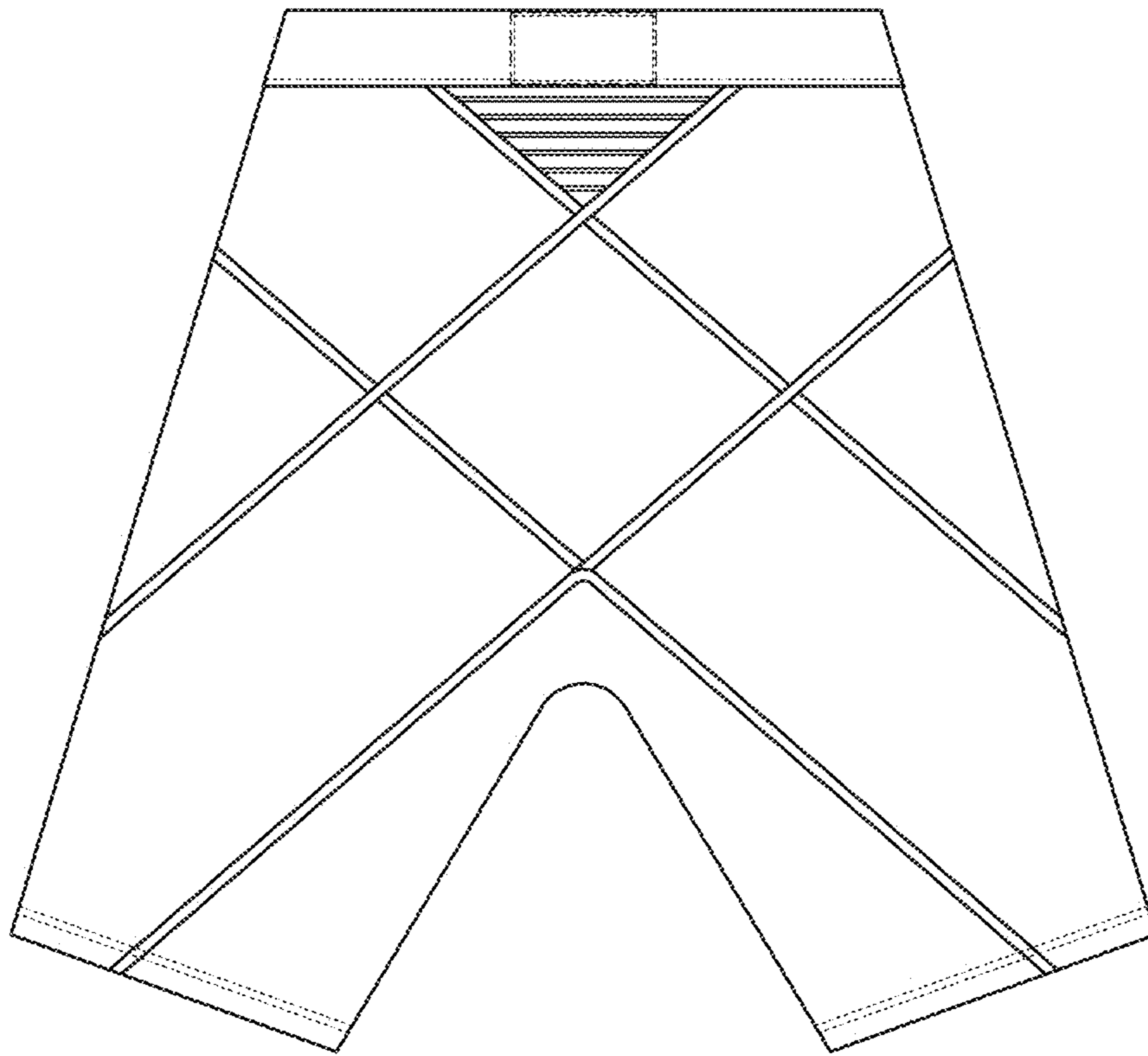


FIG. 8