



US00D952285S

(12) **United States Design Patent** (10) **Patent No.:** **US D952,285 S**  
**Lee et al.** (45) **Date of Patent:** **\*\* May 17, 2022**

(54) **AUTOMATED TELLER MACHINE**

(56) **References Cited**

(71) Applicant: **HYOSUNG TNS INC.**, Seoul (KR)

U.S. PATENT DOCUMENTS

(72) Inventors: **Hee Youn Lee**, Gyeonggi-do (KR); **Jae Min Cha**, Gyeonggi-do (KR); **Jae Min Park**, Gyeonggi-do (KR)

D419,277 S \* 1/2000 Ishii ..... D99/28  
D530,880 S \* 10/2006 Magee ..... D99/28  
D538,505 S \* 3/2007 Kang ..... D99/28  
7,533,802 B1 \* 5/2009 McGinley ..... G07F 19/20  
235/376

(73) Assignee: **HYOSUNG TNS INC.**, Seoul (KR)

D596,374 S \* 7/2009 Kang ..... D99/28  
D625,305 S \* 10/2010 Bleck ..... D14/307  
D645,223 S \* 9/2011 Bleck ..... D99/28  
D674,985 S \* 1/2013 Lee ..... D99/28  
D769,572 S \* 10/2016 Park ..... D99/28

(\*\*) Term: **15 Years**

(Continued)

(21) Appl. No.: **29/737,247**

(22) Filed: **Jun. 8, 2020**

OTHER PUBLICATIONS

(30) **Foreign Application Priority Data**

History of Automatic Teller Machines or ATM, <https://www.thoughtco.com/automatic-teller-machines-atm-1991236>, Apr. 15, 2019. (Year: 2019).\*

Dec. 18, 2019 (KR) ..... 30-2019-0061519

(Continued)

(51) **LOC (13) Cl.** ..... **99-00**

(52) **U.S. Cl.**  
USPC ..... **D99/28**

*Primary Examiner* — Elizabeth J Oswecki

(58) **Field of Classification Search**  
USPC ..... D99/28, 34, 35, 36, 43, 99;  
D14/300-302, 305, 307, 900-902;  
D18/3.1-3.3, 4.1-4.6, 12.1-12.3;  
D21/324, 325, 329, 369, 370; 101/66;  
109/1 R, 1 V, 2, 23, 24.1, 25, 58, 58.5,  
109/66; 446/8-13; 705/16, 17, 18, 42,  
705/43, 44, 45; 235/51, 379, 380, 381,  
235/382, 382.5, 386; 206/0.8, 0.81,  
206/0.815, 0.82, 0.84

(74) *Attorney, Agent, or Firm* — Bacon & Thomas, PLLC

CPC .. G06Q 20/10; G06Q 20/108; G06Q 20/1085;  
G06Q 20/18; G07D 1/00; G07D 1/02;  
G07D 1/04; G07D 1/06; G07D 11/00;  
G07D 9/002; G07D 9/04; G07F 19/20;  
G07F 19/201; G07F 19/202; G07F  
19/203; G07F 19/204; G07F 19/105;  
G07F 19/21; G07F 19/00; G07F 7/04;  
G07F 5/00; G07F 1/00; E05G 7/001;  
E05G 1/006; A63H 33/00; A63H 33/005

(57) **CLAIM**

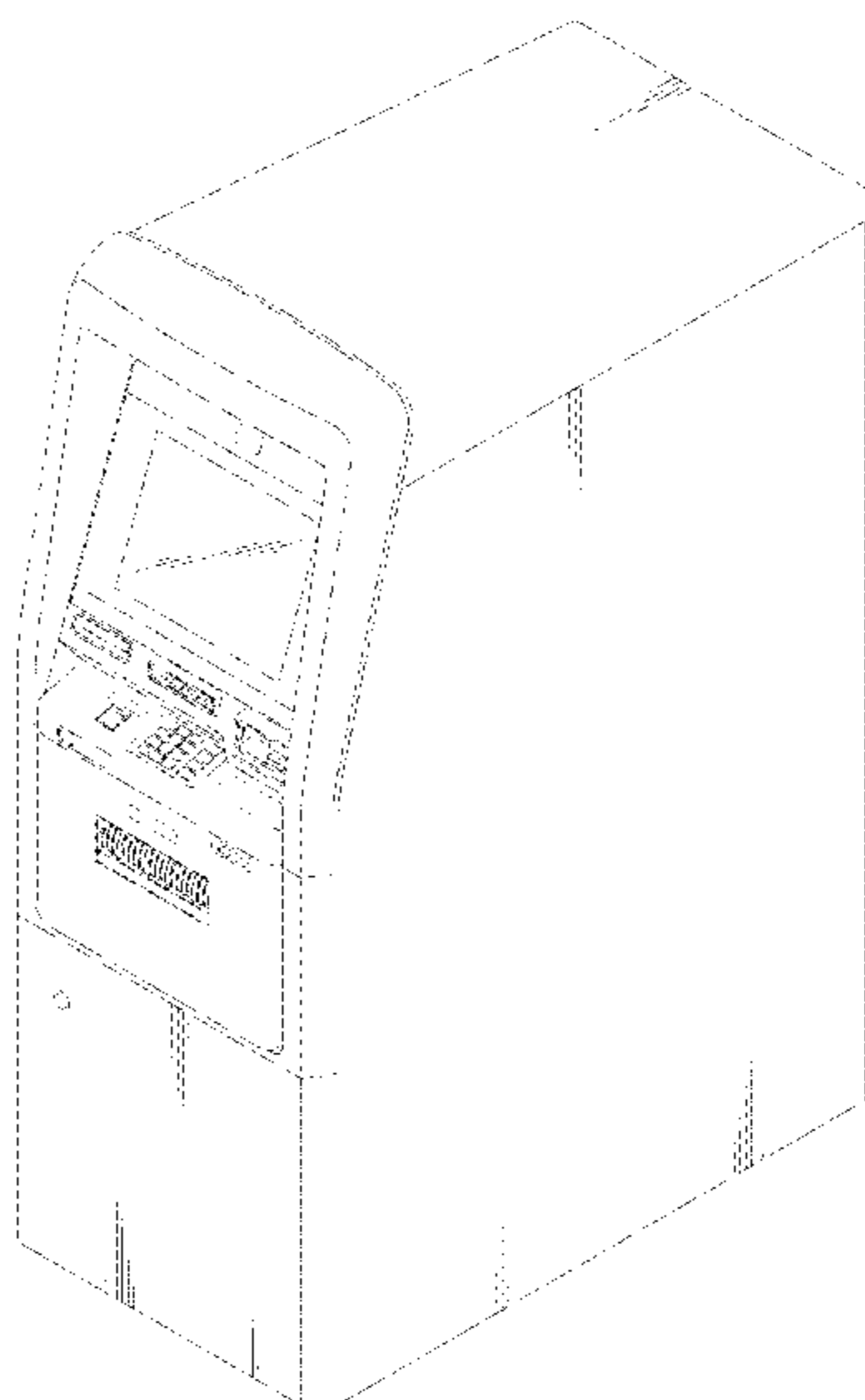
The ornamental design for an automated teller machine, as shown and described.

**DESCRIPTION**

FIG. 1 is a front, top perspective view of an automated teller machine, showing our new design;  
FIG. 2 is a front elevation view thereof;  
FIG. 3 is a rear elevation view thereof;  
FIG. 4 is a left side elevation view thereof;  
FIG. 5 is a right side elevation view thereof;  
FIG. 6 is a top plan view thereof; and,  
FIG. 7 is a bottom plan view thereof.  
The broken lines represent unclaimed subject matter and form no part of the claimed design.

See application file for complete search history.

**1 Claim, 7 Drawing Sheets**



(56)

**References Cited**

U.S. PATENT DOCUMENTS

D792,049 S \* 7/2017 Oh ..... D99/28  
D803,507 S \* 11/2017 Park ..... D99/28  
D833,704 S \* 11/2018 Kraft ..... D99/28  
D853,077 S \* 7/2019 Ku ..... D99/28  
D880,100 S \* 3/2020 Nelson ..... D99/28  
D880,101 S \* 3/2020 Nelson ..... D99/28  
D883,605 S \* 5/2020 Lee ..... D99/28  
D888,363 S \* 6/2020 Cha ..... D99/28  
2004/0262379 A1\* 12/2004 Gomes ..... G07F 17/248  
235/379  
2009/0057398 A1\* 3/2009 Douglass ..... G07F 19/00  
235/379

OTHER PUBLICATIONS

Set of Automated Teller Machine stock photo,<https://www.istockphoto.com/photo/set-of-automated-teller-machine-gm530586402-93486399>, Jun. 6, 2016. (Year: 2016).\*

\* cited by examiner

Fig 1

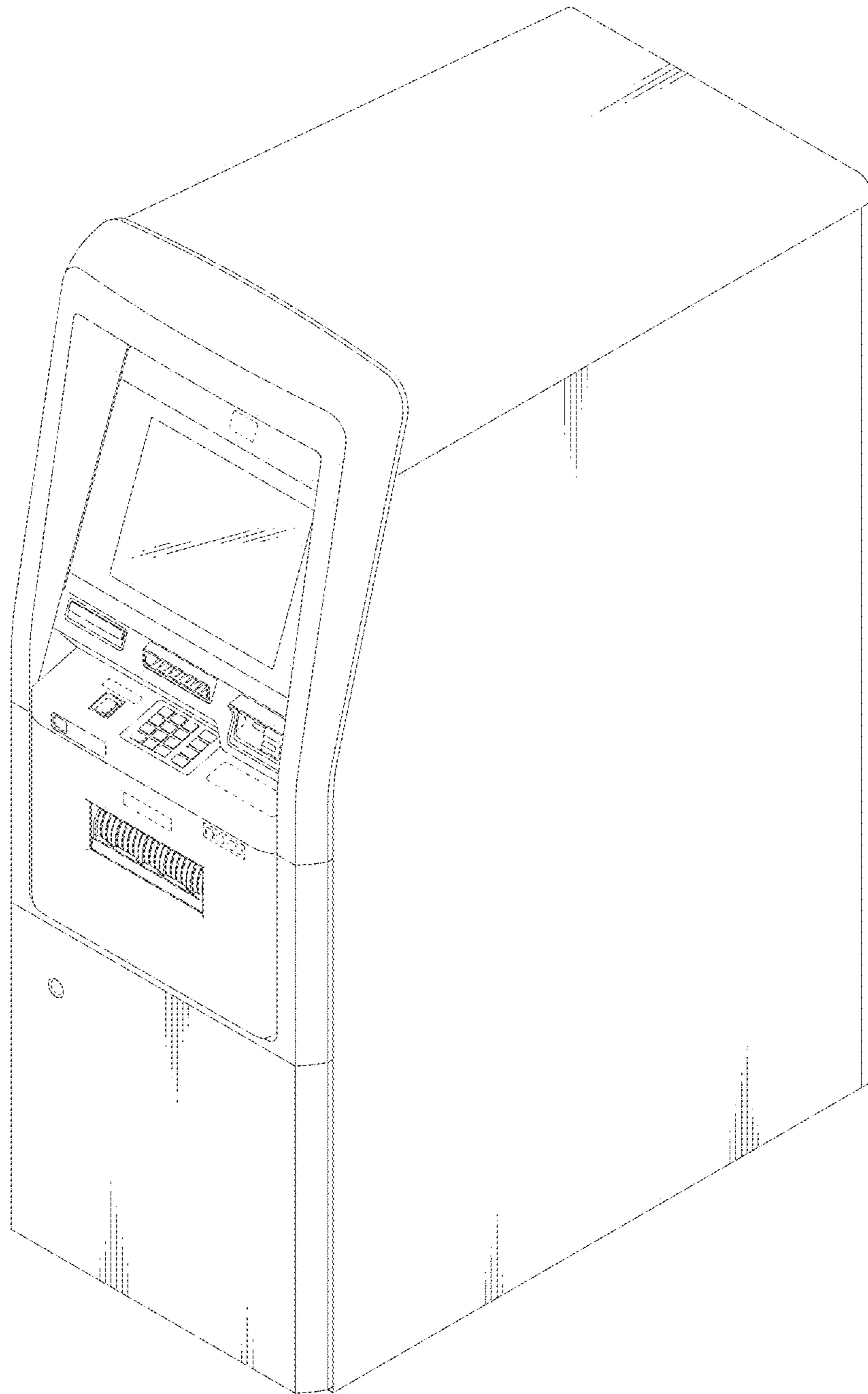


Fig 2

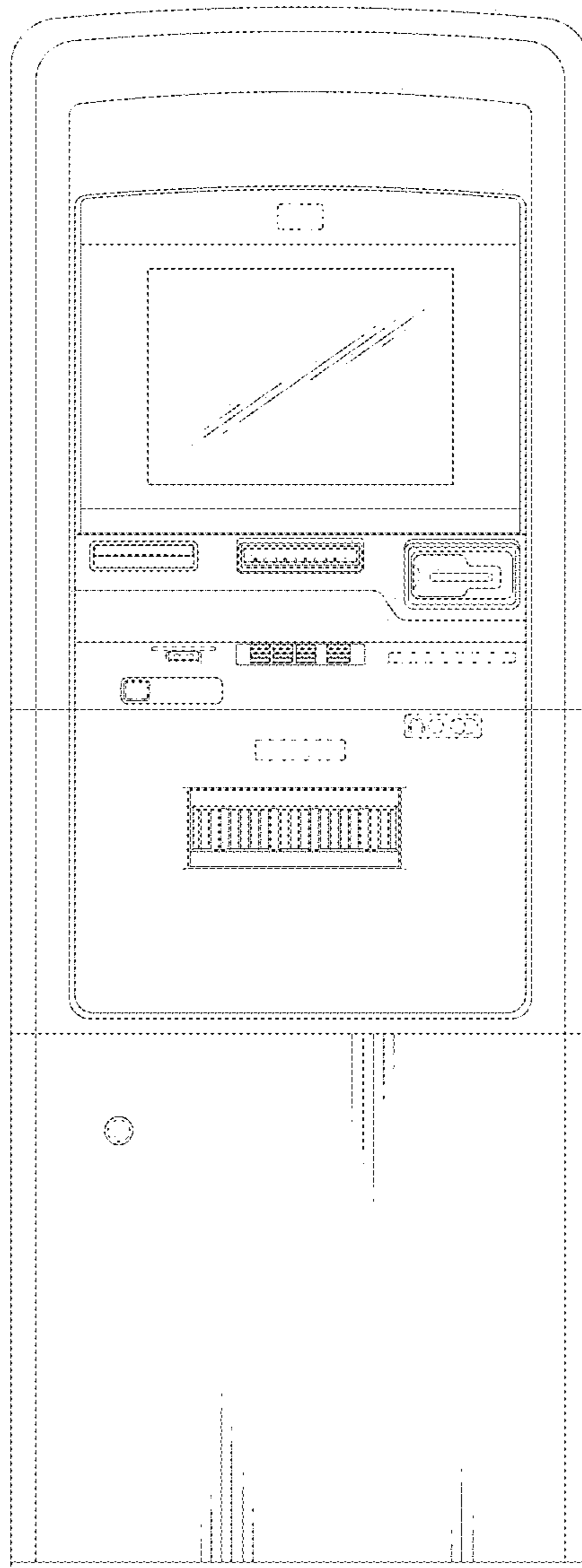


Fig 3



Fig 4




Fig 5

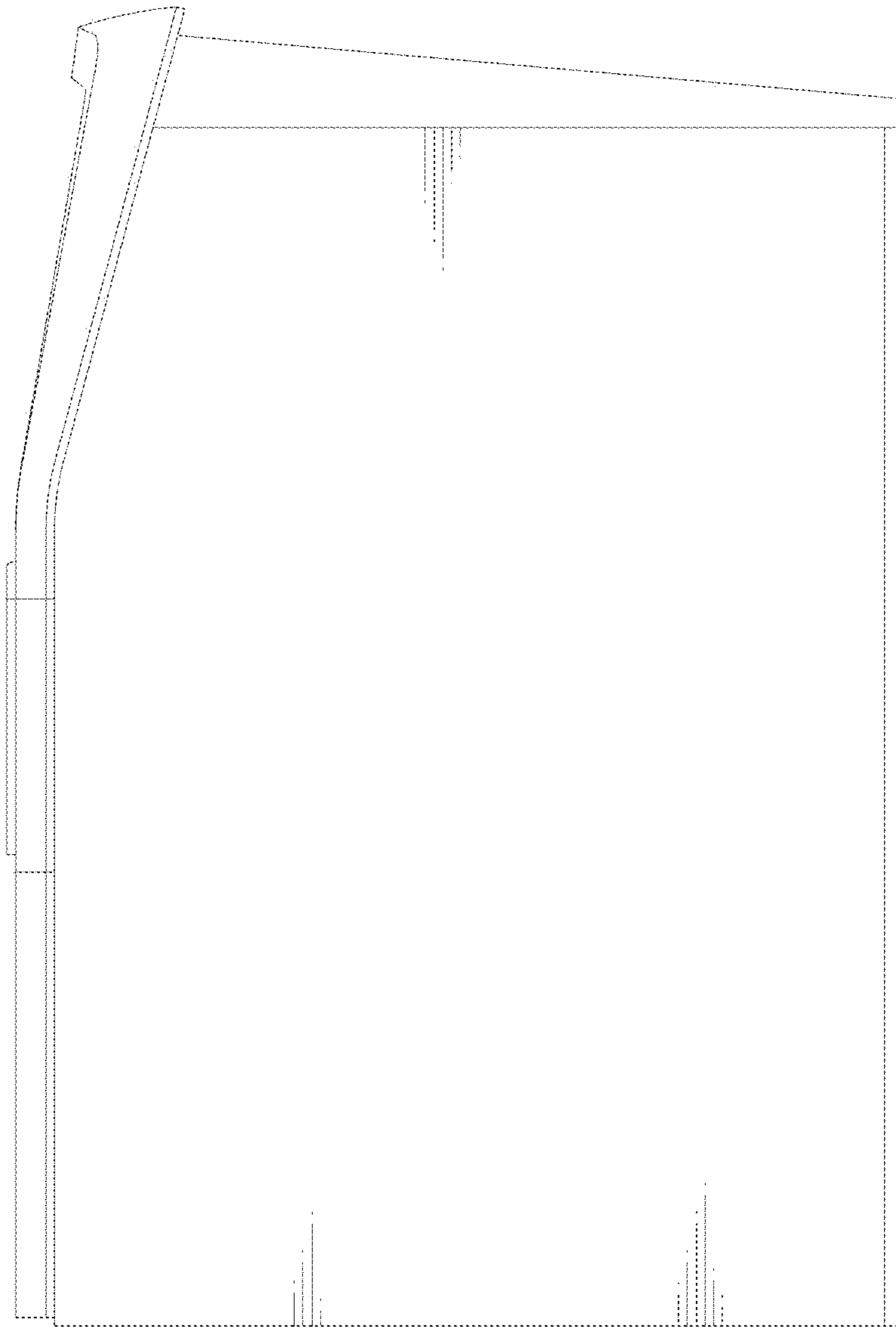


Fig 6





Fig 7

