

US00D952260S

(12) **United States Design Patent**
Mizuno

(10) **Patent No.:** **US D952,260 S**

(45) **Date of Patent:** **** May 17, 2022**

(54) **DENTAL FLOSS HOLDER**

(71) Applicant: **GC Corporation**, Shizuoka (JP)

(72) Inventor: **Natsumi Mizuno**, Tokyo (JP)

(73) Assignee: **GC Corporation**, Shizuoka (JP)

(**) Term: **15 Years**

(21) Appl. No.: **29/705,311**

(22) Filed: **Sep. 11, 2019**

(30) **Foreign Application Priority Data**

Mar. 28, 2019 (JP) 2019-006701

(51) **LOC (13) Cl.** **28-03**

(52) **U.S. Cl.**
USPC **D28/66**

(58) **Field of Classification Search**
USPC D28/65-68; D7/672; D1/106, 117, 126,
D1/127, 128
CPC A61C 15/00; A61C 15/04; A61C 15/046;
A61C 15/047; A61C 15/048
See application file for complete search history.

(56) **References Cited**

U.S. PATENT DOCUMENTS

D162,041 S *	2/1951	Klein	D7/672
D214,928 S *	8/1969	Baldwin	D21/470
D222,999 S *	2/1972	Fujisawa	D21/470
D226,960 S *	5/1973	Pasquale	D7/672
4,008,526 A *	2/1977	Swett	A63F 9/06 434/259
4,258,960 A *	3/1981	Harris	F16C 3/026 156/154
D268,274 S *	3/1983	Greenberg	D19/59
D269,289 S *	6/1983	Nakao	D21/470
D296,451 S *	6/1988	Ming	D21/470
D319,082 S *	8/1991	Harris	D21/470
D380,240 S *	6/1997	Johnson, Jr.	D21/470

5,943,836 A *	8/1999	Kassardjian	E04C 5/161 52/301
5,947,786 A *	9/1999	Glick	G09B 23/04 446/85
D414,990 S *	10/1999	McAfee	D7/672
6,116,981 A *	9/2000	Zheng	A63H 33/065 446/106
D482,080 S *	11/2003	Godin	D21/470
D684,020 S *	6/2013	Patel	D7/693
D767,565 S *	9/2016	Francis	D14/344

OTHER PUBLICATIONS

Tupperware Shape-O Toy, National Museum of American History, americanhistory.si.edu (Year: 1969).*

* cited by examiner

Primary Examiner — Zenia I Bennett

(74) *Attorney, Agent, or Firm* — IPUSA, PLLC

(57) **CLAIM**

The ornamental design for a dental floss holder, as shown and described.

DESCRIPTION

FIG. 1 is a front view of a dental floss holder, showing our new design;

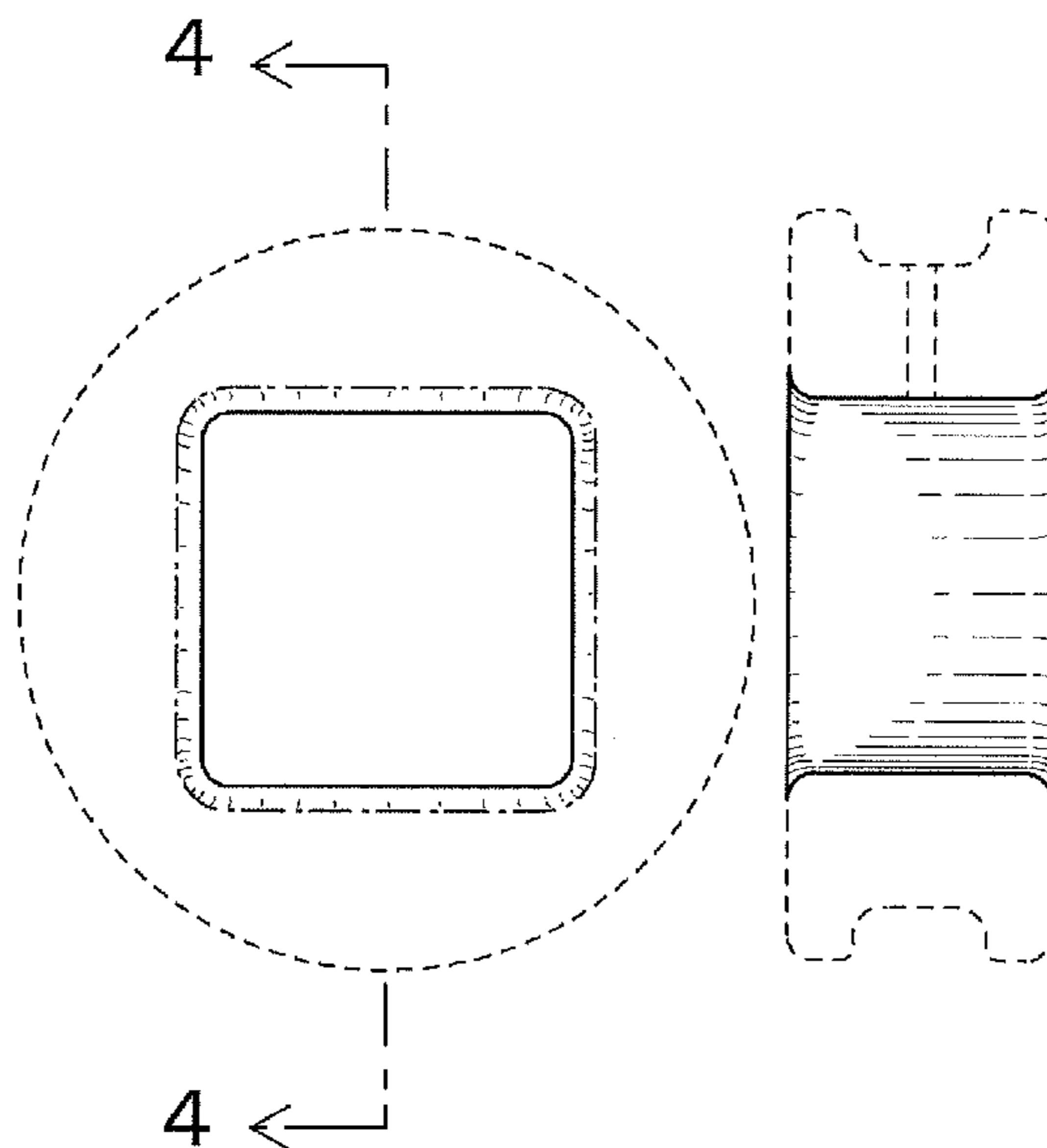
FIG. 2 is a right side view thereof;

FIG. 3 is a top plan view thereof; and,

FIG. 4 is a sectional view thereof, taken along line 4-4 of FIG. 1.

In the drawings, the broken lines shown represent portions of the dental floss holder that form no part of the claimed design. The dot-dash lines represent only the boundary between the claimed portion and unclaimed portions. The rear view is omitted, because it is a mirror image of the front view. All sides not shown except for the rear view form no part of the claimed design.

1 Claim, 2 Drawing Sheets



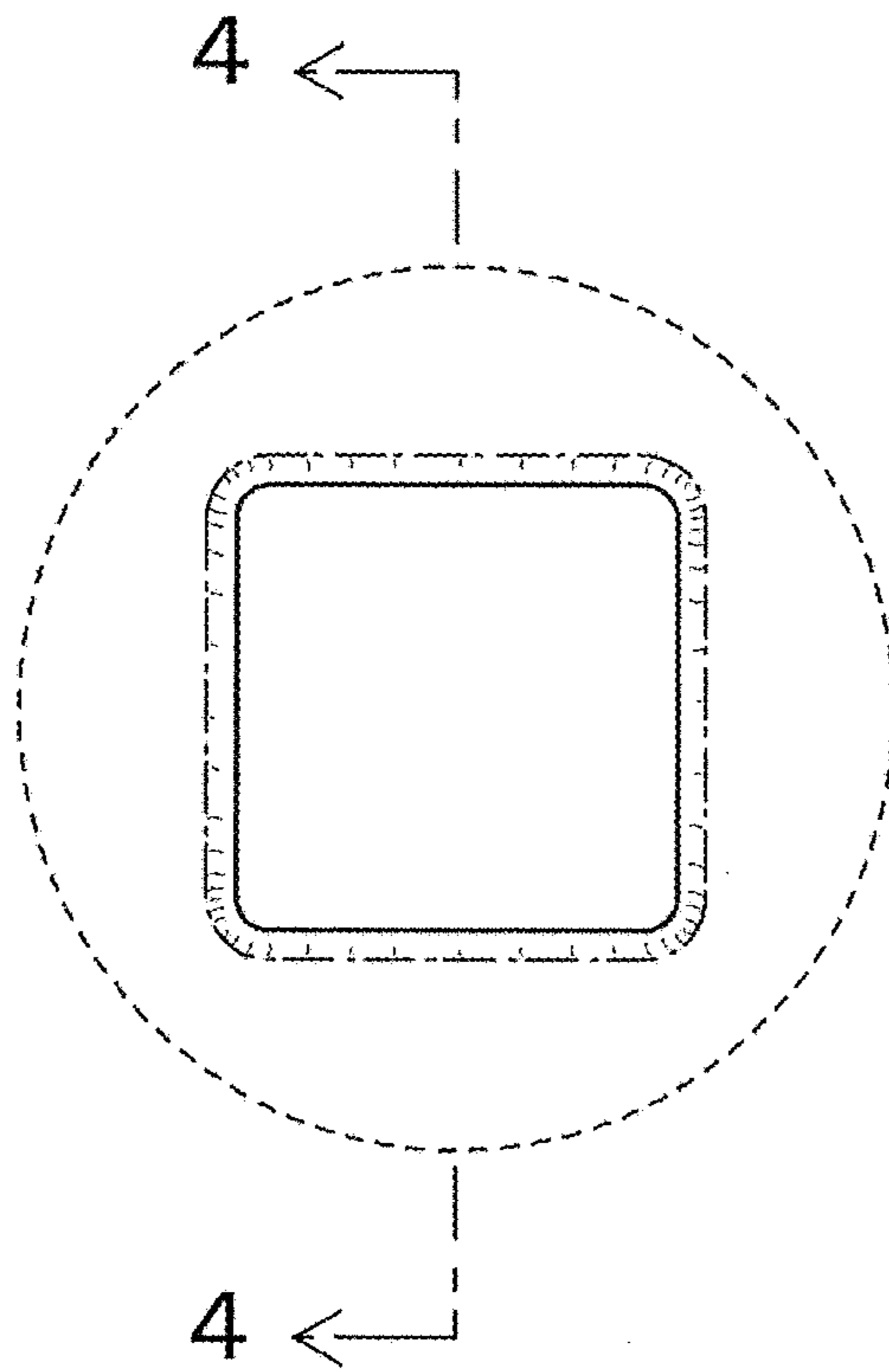


Fig. 1




Fig. 2

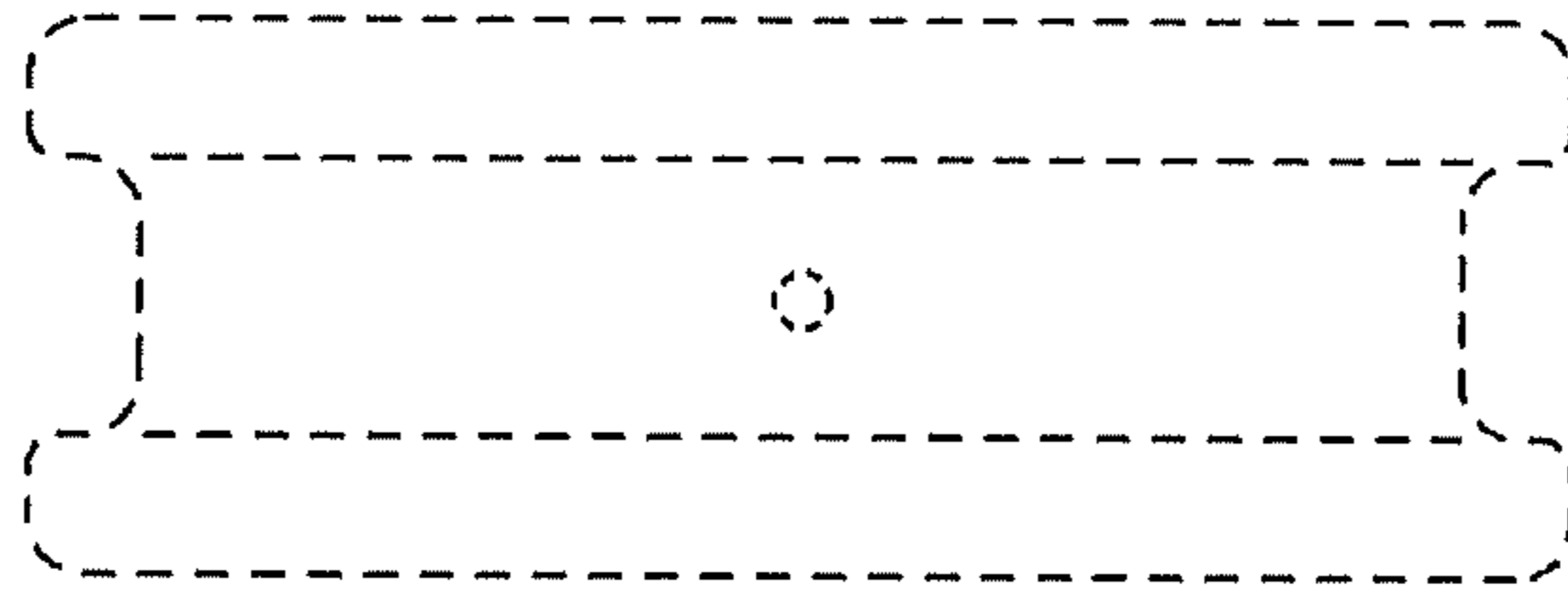


Fig. 3




Fig. 4