



US00D952255S

(12) **United States Design Patent** (10) **Patent No.:** **US D952,255 S**
Riehle et al. (45) **Date of Patent:** **** May 17, 2022**

(54) RAZOR HANDLE	D658,809 S * 5/2012 Jessemey D28/47
	8,186,062 B2 * 5/2012 Fischer B26B 21/4018
	30/34.2
(71) Applicant: The Gillette Company LLC , Boston, MA (US)	D665,948 S * 8/2012 Jessemey D28/47
	8,448,339 B2 * 5/2013 Walker, Jr. B26B 21/4031
	30/50
(72) Inventors: Jonathon Albert Riehle , Brighton, MA (US); Jahdiel Fyfield , Roslindale, MA (US)	D731,709 S * 6/2015 Provost D28/48
	D739,604 S * 9/2015 Christie D28/48
	D843,058 S * 3/2019 Fyfield D28/46
	D843,060 S * 3/2019 Fyfield D28/48
(73) Assignee: The Gillette Company LLC , Boston, MA (US)	D843,659 S * 3/2019 Go D28/48
	D882,175 S 4/2020 Riehle et al.

(Continued)

(**) Term: **15 Years**

(21) Appl. No.: **29/727,158**

(22) Filed: **Mar. 9, 2020**

Related U.S. Application Data

(62) Division of application No. 29/662,390, filed on Sep. 5, 2018, now Pat. No. Des. 882,175.

(51) **LOC (13) Cl.** **28-03**

(52) **U.S. Cl.**
USPC **D28/47**

(58) **Field of Classification Search**
USPC D28/46-48
CPC ... B26B 21/00; B26B 21/08; B26B 21/14-18;
B26B 21/185-227; B26B 21/40; B26B
21/4062-4075; B26B 21/44-48; B26B
21/30-32; B26B 21/50-528

See application file for complete search history.

(56) **References Cited**

U.S. PATENT DOCUMENTS

D550,401 S * 9/2007 Rhoad D28/48
D602,634 S * 10/2009 Cataudella D28/46
D603,098 S * 10/2009 Cataudella D28/48
D613,456 S * 4/2010 Cataudella D28/46
D630,797 S * 1/2011 Witkus D28/47
D633,254 S * 2/2011 Witkus D28/47

OTHER PUBLICATIONS

Google image search for geometric term of a "rectangular prism flat top," downloaded Jul. 1, 2021, 1 page.*
All Office Actions; U.S. Appl. No. 29/662,390.

Primary Examiner — Jennifer Rivard

(74) *Attorney, Agent, or Firm* — Joanne N. Pappas; Kevin C. Johnson


(57) **CLAIM**

The ornamental design for a razor handle, as shown and described.

DESCRIPTION

FIG. 1 is a front perspective view of a design of a razor handle of the present invention;
FIG. 2 is a front view thereof;
FIG. 3 is a back view thereof;
FIG. 4 is a right side view thereof;
FIG. 5 is a left side view thereof;
FIG. 6 is a top view thereof;
FIG. 7 is a bottom view thereof; and,
FIG. 8 is a rear perspective view thereof.
The broken lines illustrate portions of the razor handle and form no part of the claimed design.

1 Claim, 5 Drawing Sheets



(56)

References Cited

U.S. PATENT DOCUMENTS

2011/0203124 A1* 8/2011 Bridges B26B 21/4037
30/539

* cited by examiner




FIG. 1




FIG. 2




FIG. 3

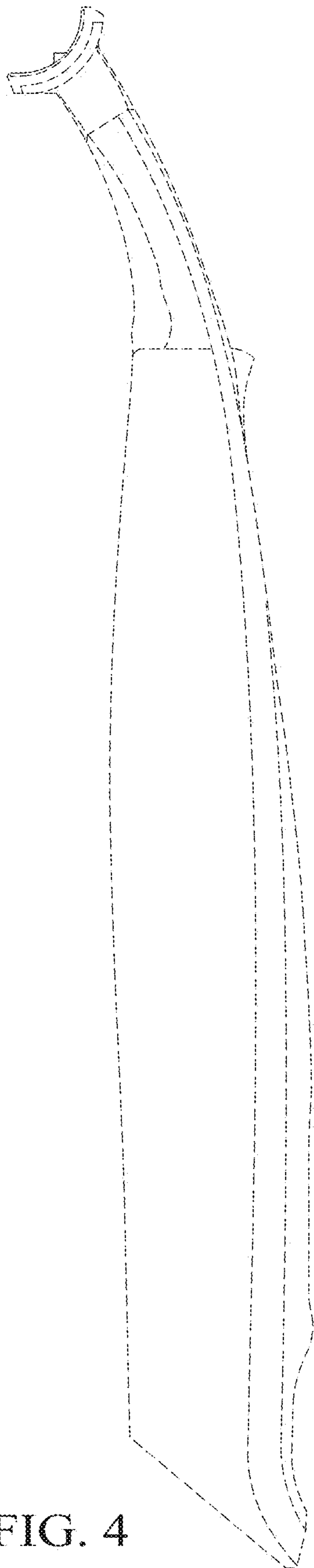


FIG. 4

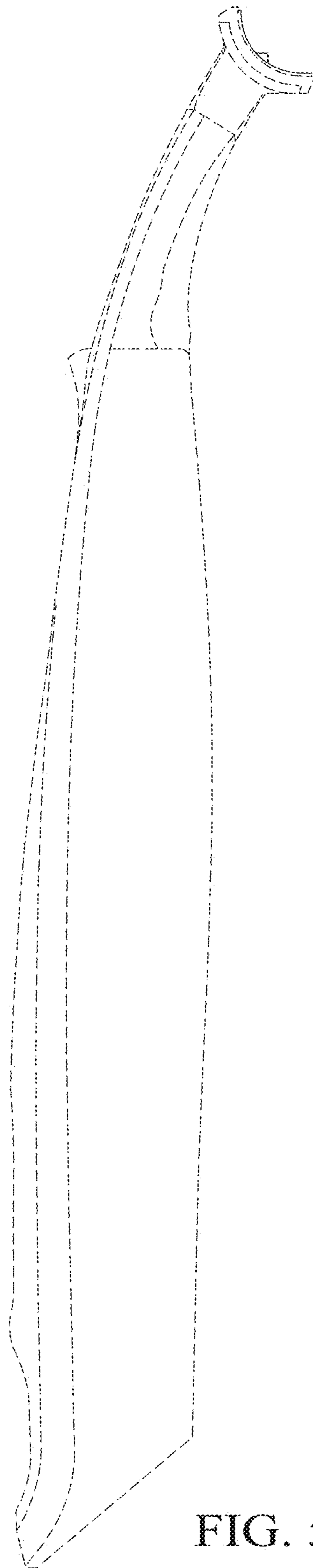


FIG. 5

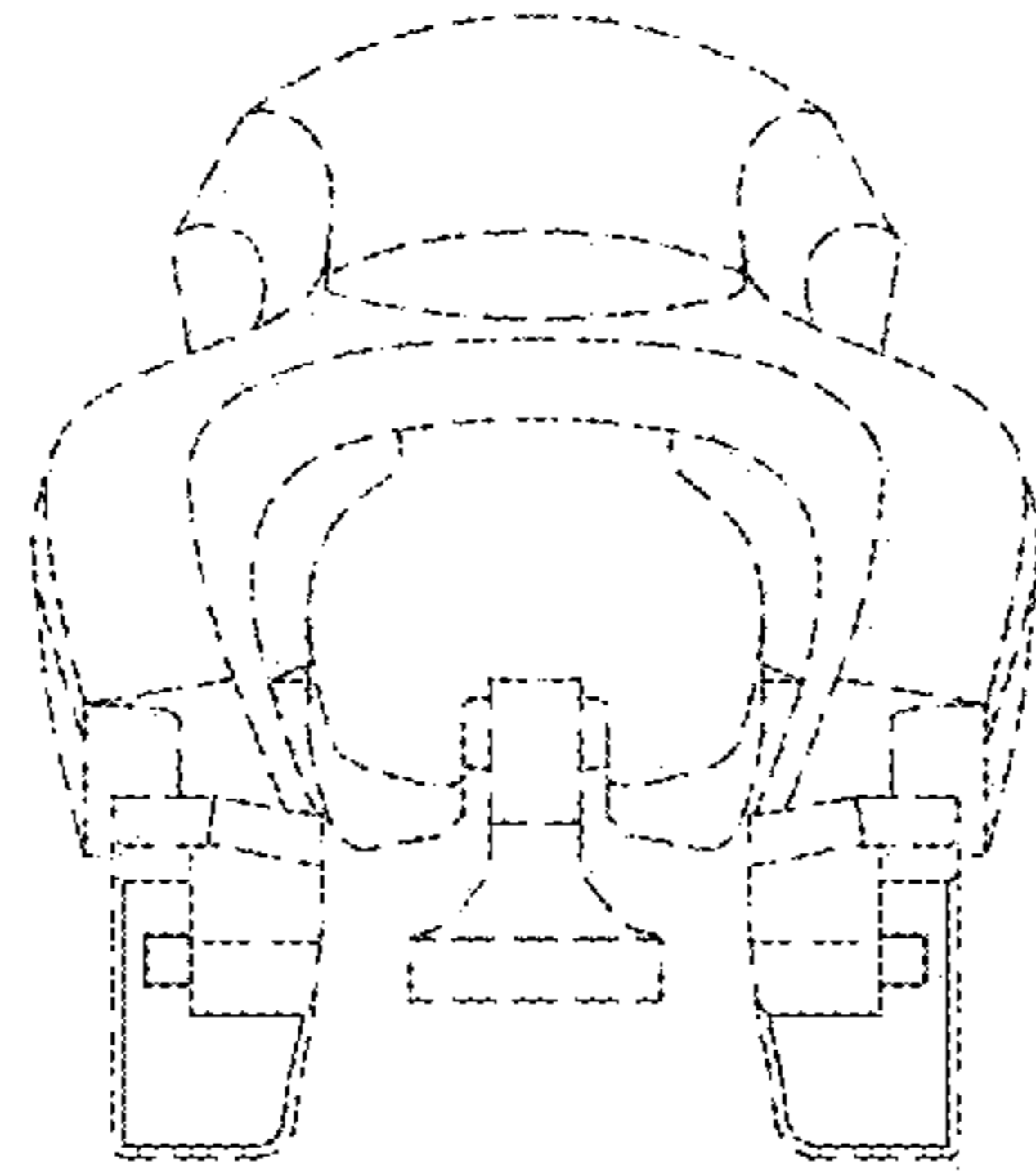


FIG. 6

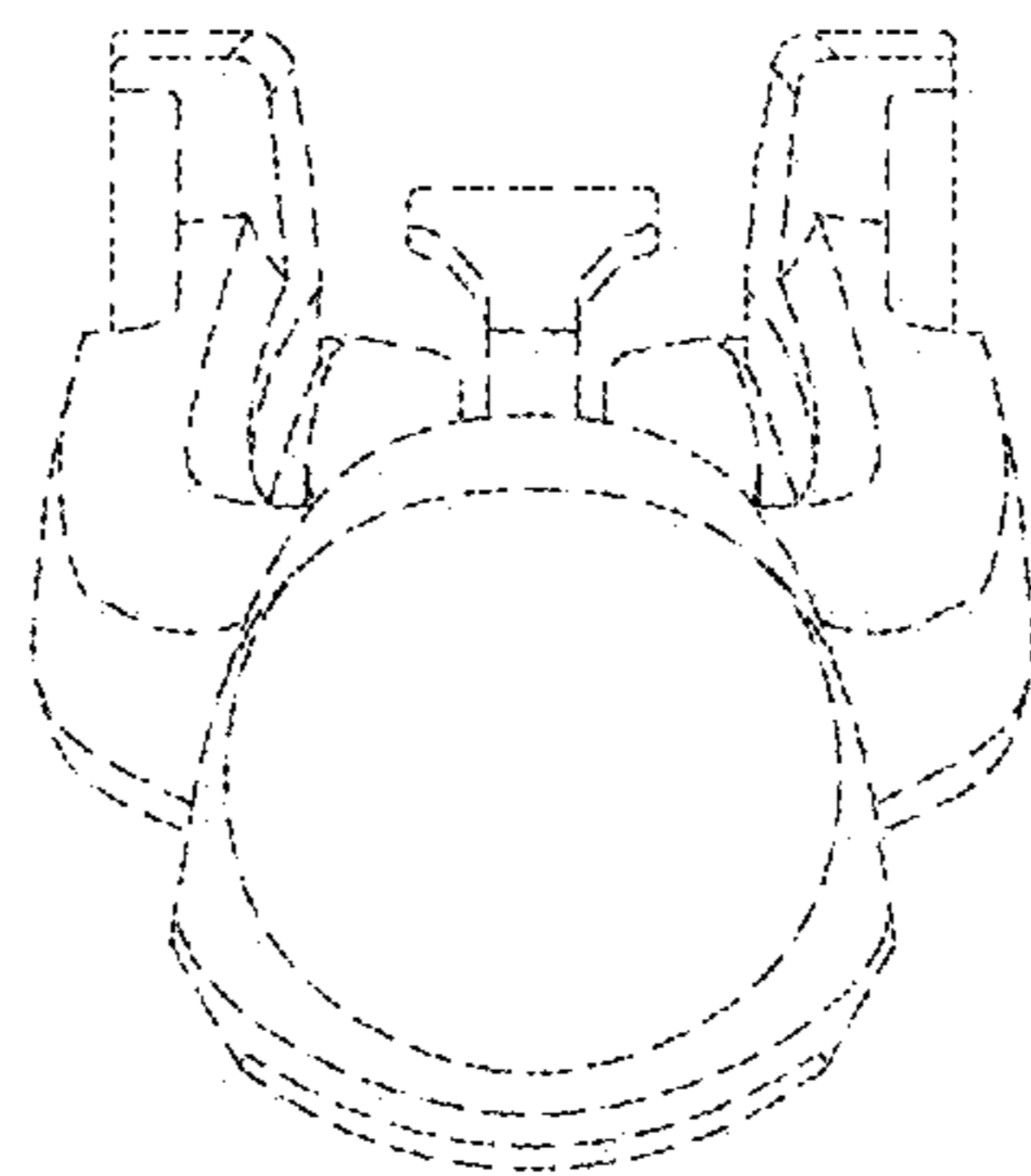


FIG. 7




FIG. 8