



US00D952243S

(12) **United States Design Patent** (10) **Patent No.:** **US D952,243 S**
Shi (45) **Date of Patent:** **** May 17, 2022**

(54) **ELECTRONIC ATOMIZER**
(71) Applicant: **Shenzhen VAPEEZ Technology Co., LTD**, Shenzhen (CN)
(72) Inventor: **Jinglian Shi**, Shenzhen (CN)
(73) Assignee: **SHENZHEN VAPEEZ TECHNOLOGY CO., LTD**, Shenzhen (CN)

D906,588 S * 12/2020 Wilson D27/189
D907,287 S * 1/2021 Wang D27/162
D929,647 S * 8/2021 Liu D27/162
D933,288 S * 10/2021 Liu D27/162
D933,289 S * 10/2021 Liu D27/167
D937,473 S * 11/2021 Qiu D27/162
D943,154 S * 2/2022 Liu D27/162
D943,175 S * 2/2022 Chen D27/162
D943,816 S * 2/2022 Liu D27/162

(**) Term: **15 Years**
(21) Appl. No.: **29/766,891**

(22) Filed: **Jan. 19, 2021**
(51) **LOC (13) Cl.** **27-02**
(52) **U.S. Cl.**
USPC **D27/162**
(58) **Field of Classification Search**
USPC D27/162, 100, 101, 163-165, 167, 169,
D27/172, 176, 183, 185-194; D24/110,
D24/110.5; D23/360, 366; D13/103,
D13/107, 108
CPC A24F 47/00; A24F 47/02; A24F 47/04;
A24F 47/08; A61M 15/06
See application file for complete search history.

OTHER PUBLICATIONS

Electronic Cigarette Atomizer By: Zhongsheng found on line (Feb. 26, 2022) <https://www.globalsources.com/Electronic-cigarette/Electronic-cigarette-atomizers-1182141740p.htm>.*

* cited by examiner

Primary Examiner — Rebecca Tsehaye
(74) *Attorney, Agent, or Firm* — Ladas & Parry LLP

(57) **CLAIM**

The ornamental design for an electronic atomizer, as shown and described.

DESCRIPTION


FIG. 1 is a front, top, right perspective view of an electronic atomizer showing my new design;
FIG. 2 is rear, bottom, left perspective view thereof;
FIG. 3 is a front elevational view thereof;
FIG. 4 is a rear elevational view thereof;
FIG. 5 is a left side elevational view thereof;
FIG. 6 is a right side elevational view thereof;
FIG. 7 is a top plan view thereof; and,
FIG. 8 is a bottom plan view thereof.
The broken lines in the figures are included for the purpose of illustrating portions of the article which form no part of the claimed design.

(56) **References Cited**

U.S. PATENT DOCUMENTS

D489,627 S * 5/2004 Klitsner D9/503
D684,311 S * 6/2013 Liu D27/101
D720,095 S * 12/2014 Alima D27/101
D722,956 S * 2/2015 Alima D13/103
D724,264 S * 3/2015 Chambers D27/101
D805,248 S * 12/2017 Chen D27/170
D806,942 S * 1/2018 Qiu D27/101
D893,798 S * 8/2020 Liu D27/162
D899,677 S * 10/2020 Liu D27/162

1 Claim, 8 Drawing Sheets






FIG. 1




FIG. 2




FIG. 3




FIG. 4




FIG. 5




FIG. 6

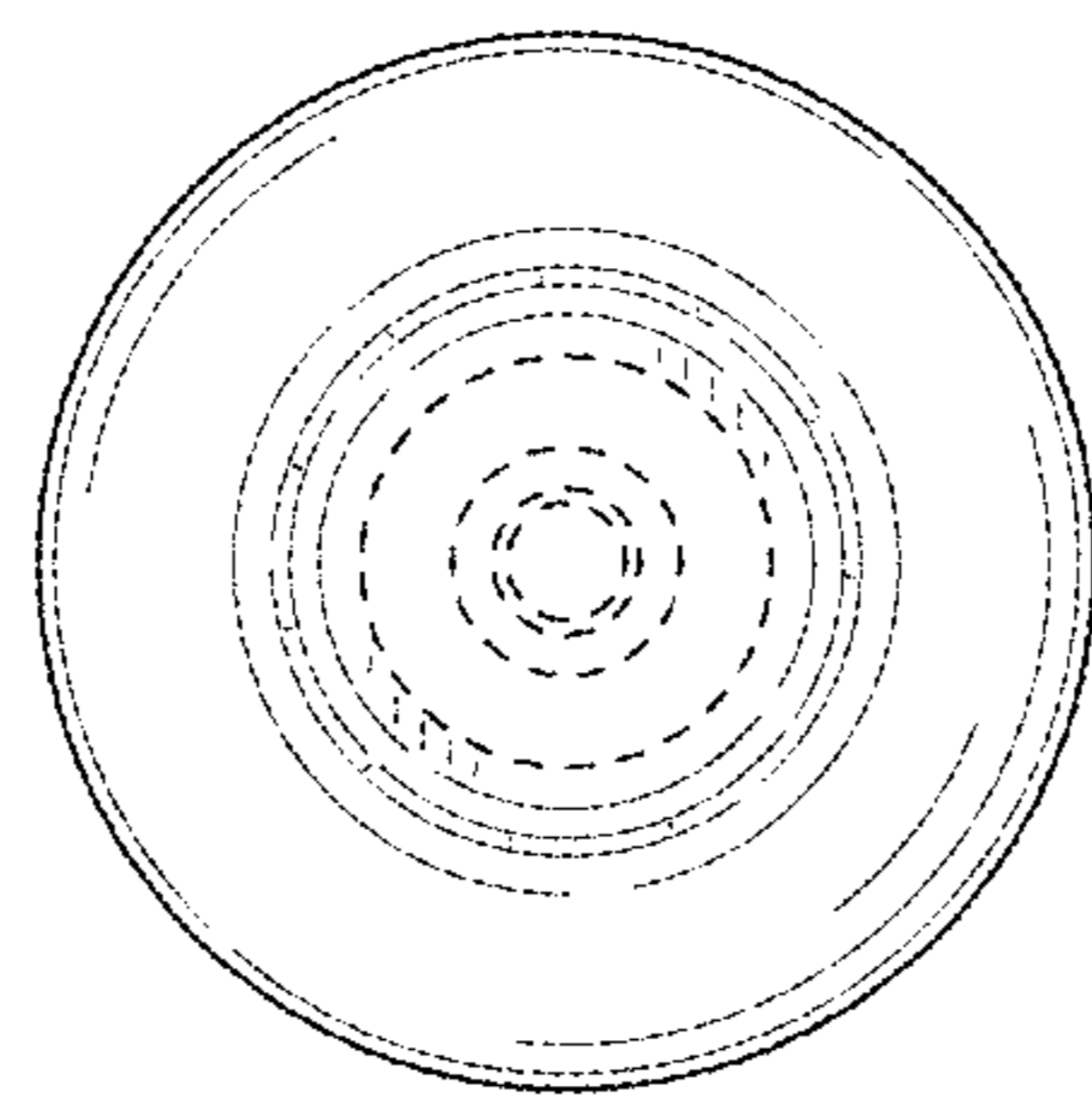


FIG. 7

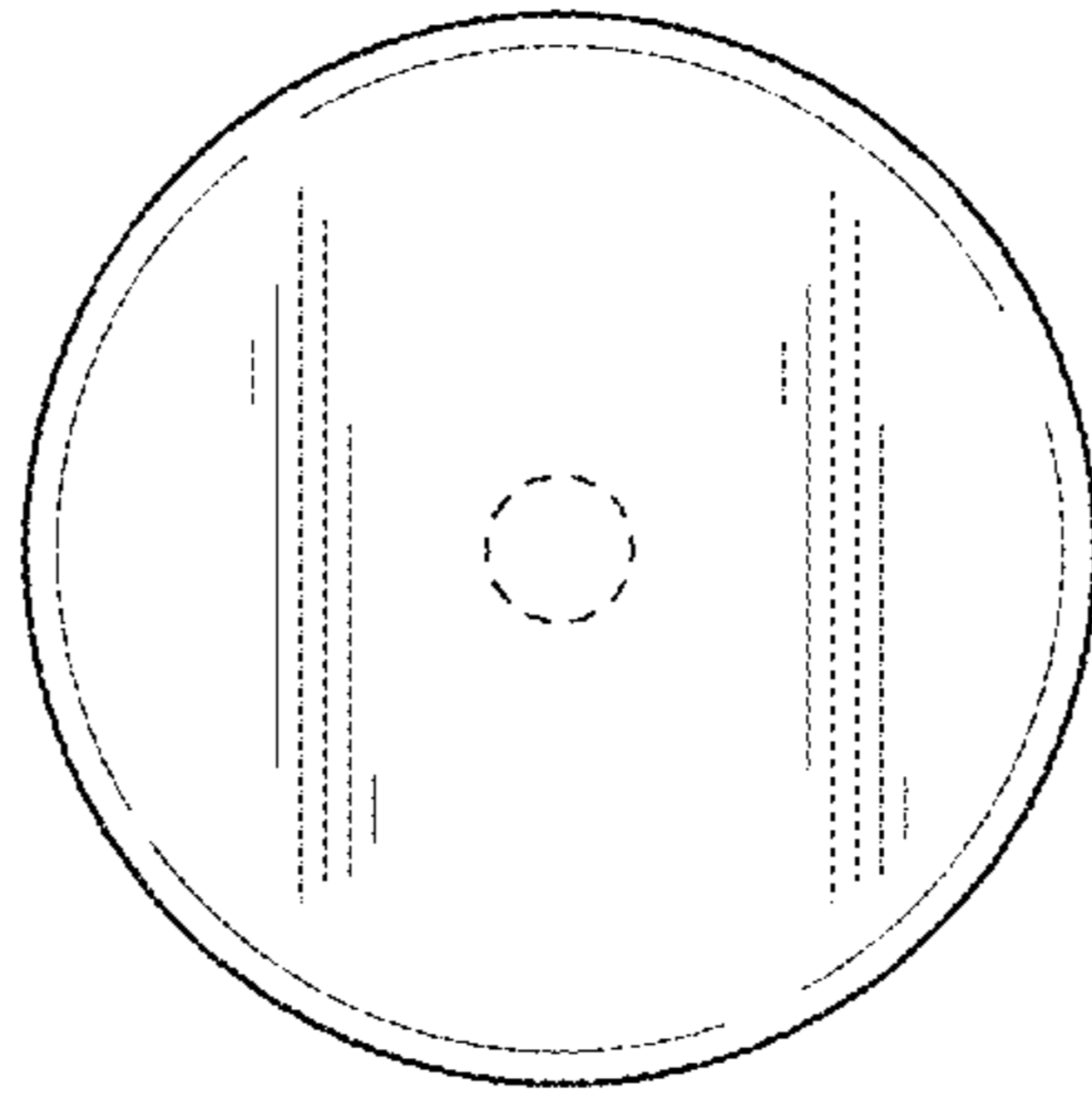


FIG. 8