



US00D952237S

(12) **United States Design Patent** (10) **Patent No.:** **US D952,237 S**
Gao (45) **Date of Patent:** **** May 17, 2022**

(54) **LIGHTER**
(71) Applicant: **Wenzhou Youku Technology Co., Ltd.**, Wenzhou (CN)
(72) Inventor: **Long Gao**, Wenzhou (CN)
(**) Term: **15 Years**

D844,223 S * 3/2019 Bao D27/154
D844,224 S * 3/2019 Bao D27/154
D844,225 S * 3/2019 Bao D27/154
D848,670 S * 5/2019 Bao D27/154
D851,453 S * 6/2019 Luo D7/416
D890,415 S 7/2020 Luo
D936,278 S * 11/2021 Fu D27/141
2021/0063015 A1 * 3/2021 Fan F23Q 3/01

(21) Appl. No.: **29/780,184**
(22) Filed: **Apr. 22, 2021**
(30) **Foreign Application Priority Data**

Nov. 5, 2020 (CN) 202030667034.2

(51) **LOC (13) Cl.** **27-05**

(52) **U.S. Cl.**
USPC **D27/141**

(58) **Field of Classification Search**
USPC D27/141, 139, 142-144, 152-161, 194;
D7/416
CPC F23Q 2/00; F23Q 2/02; F23Q 2/16; F23Q
2/161; F23Q 2/162; F23Q 2/164; F23Q
2/167; F23Q 7/00; F23Q 7/14; F23Q
7/16; F23Q 7/24; F23Q 7/10; F23Q 1/06;
F23Q 2/285; F23Q 3/00

See application file for complete search history.

(56) **References Cited**

U.S. PATENT DOCUMENTS

D425,369 S * 5/2000 Sung D7/416
D488,671 S * 4/2004 Hsu D7/416
D507,150 S * 7/2005 Kwok D7/416
D537,557 S * 2/2007 Lin D27/147
D554,430 S * 11/2007 Yang D7/416
D565,899 S * 4/2008 Wang D7/416
D569,687 S 5/2008 Darnell
D759,298 S 6/2016 Ichikawa et al.
D840,753 S * 2/2019 Muller D7/416
D843,646 S * 3/2019 Bao D27/154

OTHER PUBLICATIONS

Arc Electronic Lighter By: Facay found on Amazon (Jul. 10, 2020)
https://www.amazon.com/Electronic-Rechargeable-Flameless-Windproof-Fireworks/dp/B07QK5KSL2/ref=asc_d_B07QK5KSL2/?tag= (Jan. 13, 2022).*

* cited by examiner

Primary Examiner — Rebecca Tsehaye

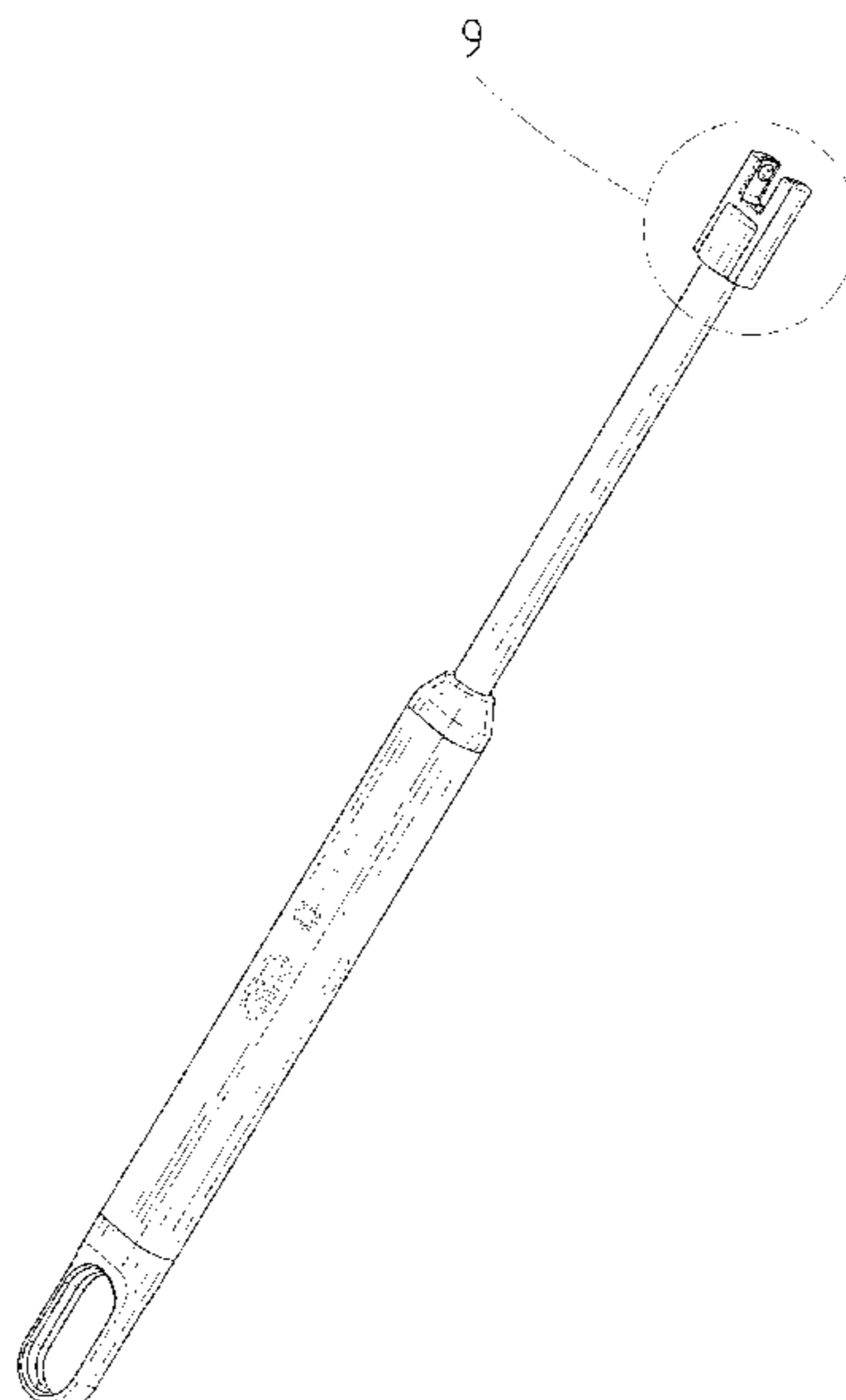
(57) **CLAIM**

The ornamental design for a lighter, as shown and described.

DESCRIPTION

FIG. 1 is a first perspective view of a lighter showing my new design;
FIG. 2 is a second perspective view thereof;
FIG. 3 is a front view thereof;
FIG. 4 is a back view thereof;
FIG. 5 is a left side view thereof;
FIG. 6 is a right side view thereof;
FIG. 7 is a top view thereof;
FIG. 8 is a bottom view thereof; and,
FIG. 9 is an enlarged view of the selected portion in FIG. 1.
The broken lines consisting of evenly spaced dash lines in the drawings depict portions of the lighter that form no part of the claimed design; the broken lines consisting of short and long dash lines encircling the enlarged detail views are for annotative purposes that form no part of the claimed design.

1 Claim, 9 Drawing Sheets



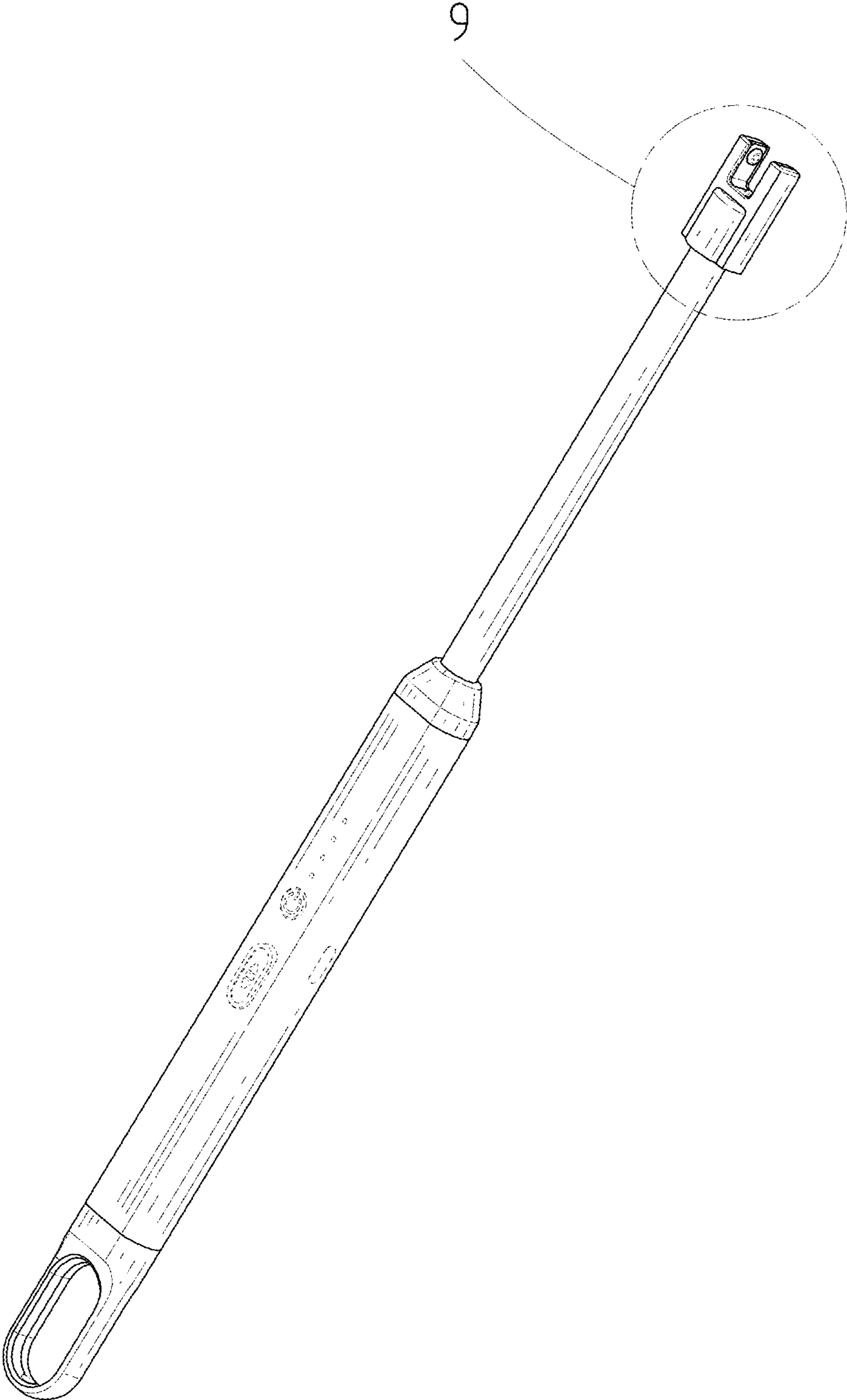


FIG. 1

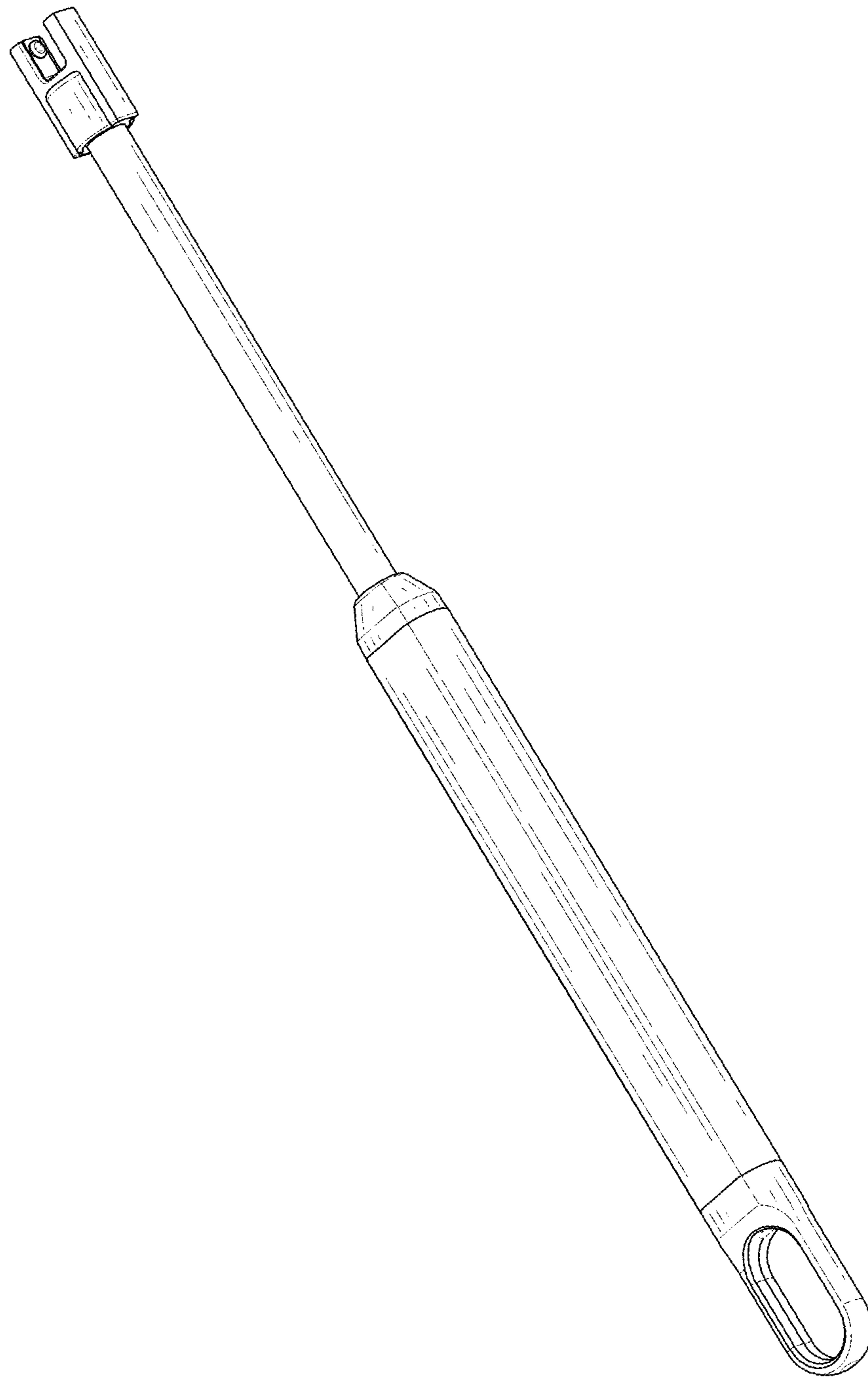


FIG. 2




FIG. 3




FIG. 4




FIG. 5




FIG. 6

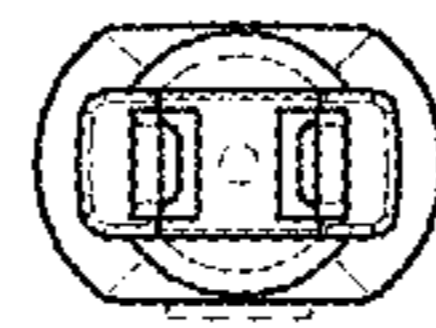


FIG. 7

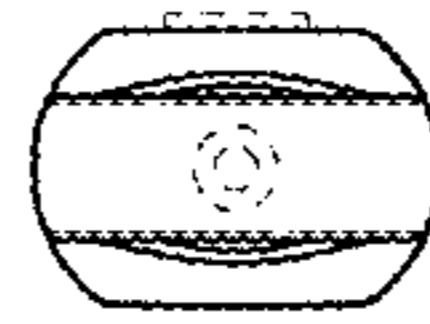


FIG. 8

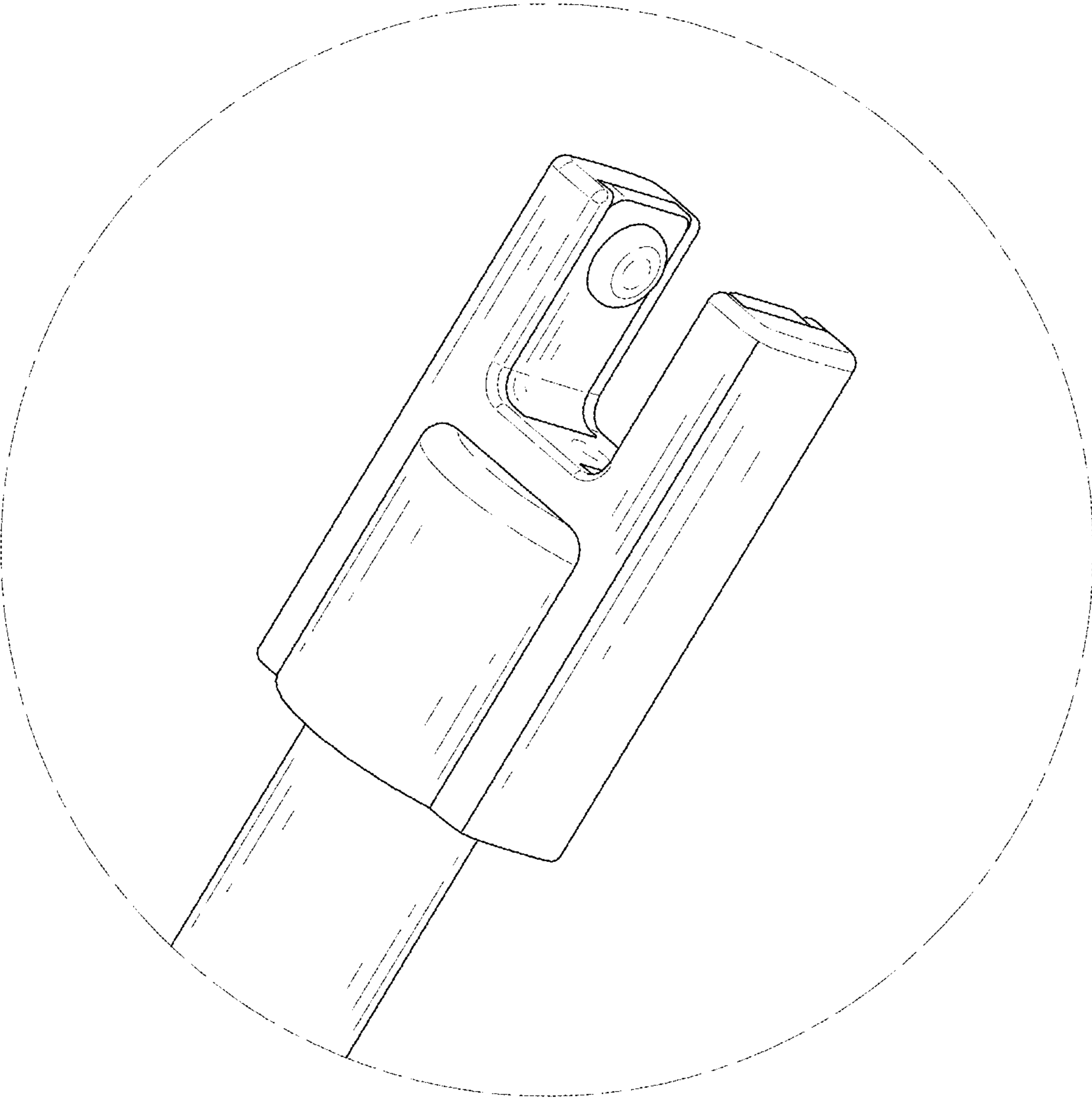


FIG. 9