



US00D952206S

(12) **United States Design Patent** (10) **Patent No.:** **US D952,206 S**  
**Gasevski et al.** (45) **Date of Patent:** **\*\* May 17, 2022**

(54) **HEADLAMP**

(56) **References Cited**

(71) Applicants: **Lou L. Gasevski**, West Bloomfield, MI (US); **Kohl J. Kohrman**, Macomb, MI (US); **Mark C. Trostle**, Rochester, MI (US); **Brian H. Nielander**, Royal Oak, MI (US)

U.S. PATENT DOCUMENTS

D707,866 S *	6/2014	Yoshida	.....	D26/28
D748,301 S *	1/2016	Sperling	.....	D26/28
D758,626 S *	6/2016	Sperling	.....	D26/28
D759,273 S *	6/2016	Ogihara	.....	D26/28
D807,544 S *	1/2018	Yoshida	.....	D26/28
D842,505 S *	3/2019	Kim	.....	D26/28
D842,509 S *	3/2019	Yoon	.....	D26/28
D843,034 S *	3/2019	Kim	.....	D26/28
D846,778 S *	4/2019	Hwang	.....	D26/28
D908,257 S *	1/2021	Sato	.....	D26/28
D910,892 S *	2/2021	Tanaka	.....	D26/28
D912,287 S *	3/2021	Kang	.....	D26/28

(72) Inventors: **Lou L. Gasevski**, West Bloomfield, MI (US); **Kohl J. Kohrman**, Macomb, MI (US); **Mark C. Trostle**, Rochester, MI (US); **Brian H. Nielander**, Royal Oak, MI (US)

(73) Assignee: **FCA US LLC**, Auburn Hills, MI (US)

\* cited by examiner

(\*\*) **Term:** **15 Years**

*Primary Examiner* — Marcus A Jackson

(21) Appl. No.: **29/808,686**

(74) *Attorney, Agent, or Firm* — Ralph E. Smith

(22) Filed: **Sep. 22, 2021**

(57) **CLAIM**

The ornamental design for a headlamp, as shown and described.

**Related U.S. Application Data**

**DESCRIPTION**

(63) Continuation-in-part of application No. 29/720,402, filed on Jan. 13, 2020, now Pat. No. Des. 932,944.

(51) **LOC (13) Cl.** ..... **26-06**

(52) **U.S. Cl.**  
USPC ..... **D26/28**

(58) **Field of Classification Search**  
USPC ..... D26/28-36, 139  
CPC ..... F21S 48/00; F21S 48/10; F21S 48/115;  
F21S 48/225; F21S 48/1233; F21S 48/1266; F21S 48/1388; F21S 48/2268;  
F21V 5/00; F21V 21/04; F21V 29/004;  
B60Q 9/13; B60Q 9/135; B60Q 9/1375

FIG. 1 is a front perspective view of a headlamp showing our new design;

FIG. 2 is a front view thereof;

FIG. 3 is a rear view thereof;

FIG. 4 is a side view thereof;

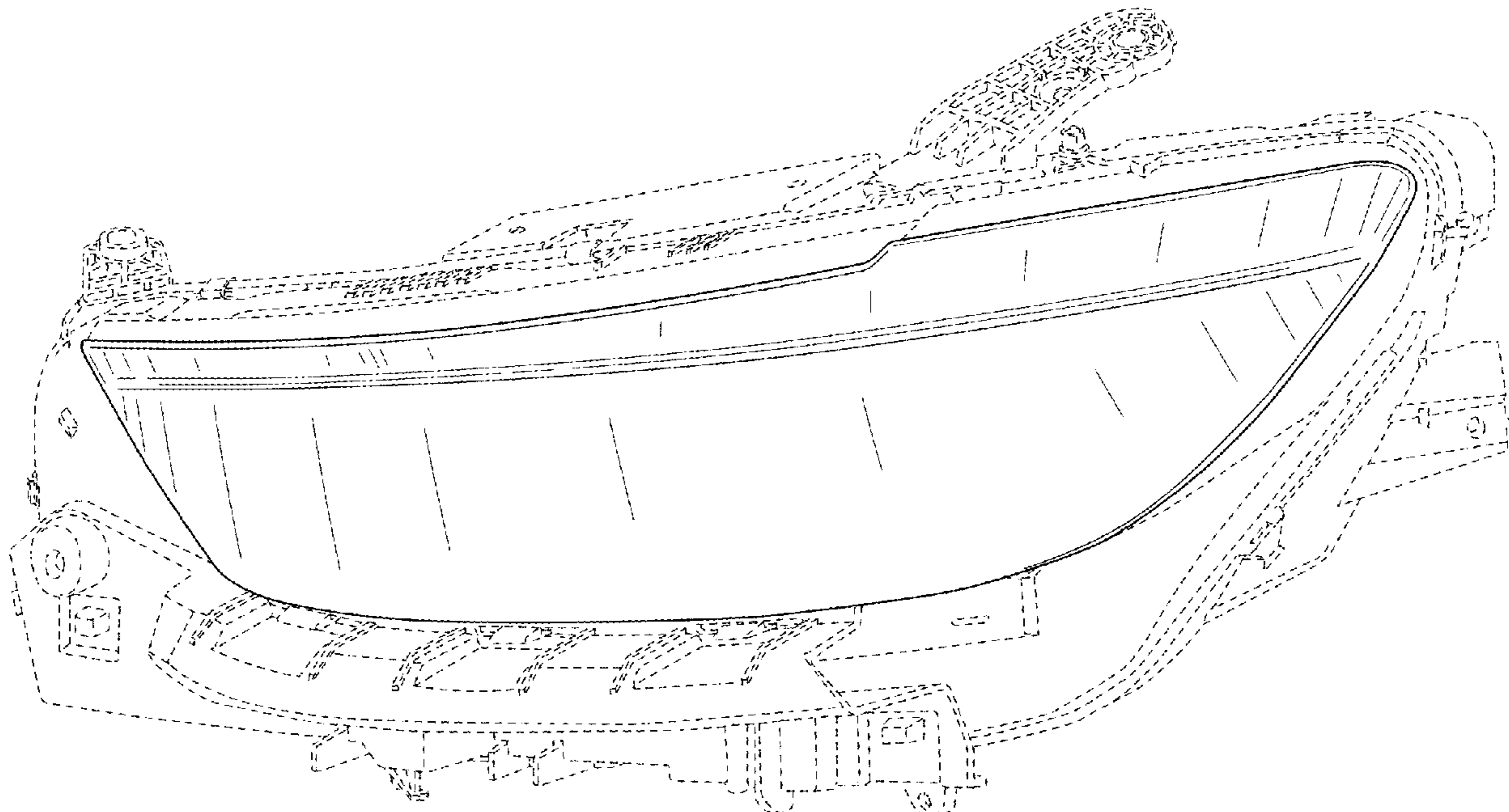
FIG. 5 is a top view thereof; and,

FIG. 6 is a bottom view thereof.

It will be understood that the broken lines shown in the drawings illustrate portions of the headlamp that form no part of the claimed design.

See application file for complete search history.

**1 Claim, 6 Drawing Sheets**



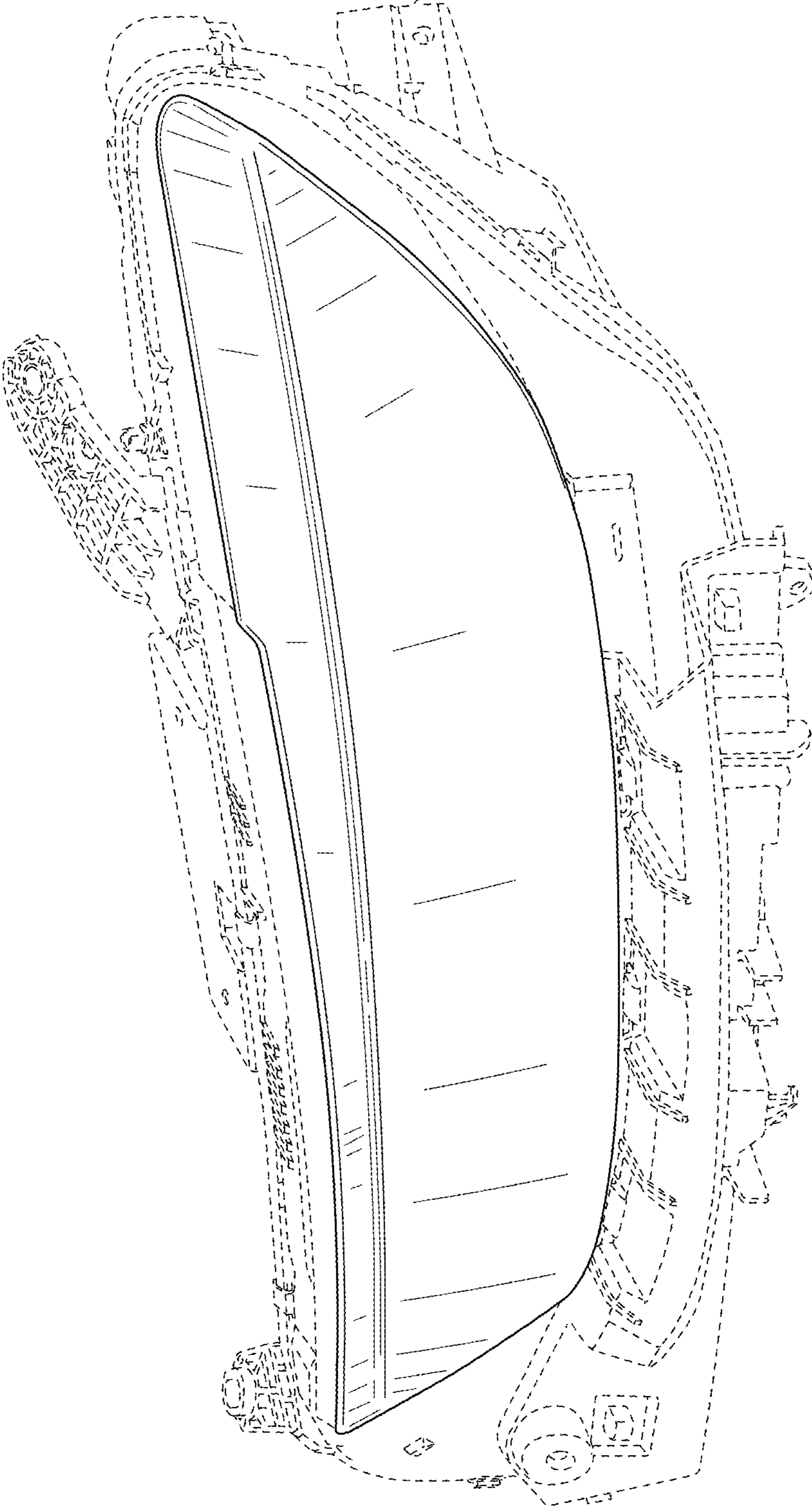


FIG. 1

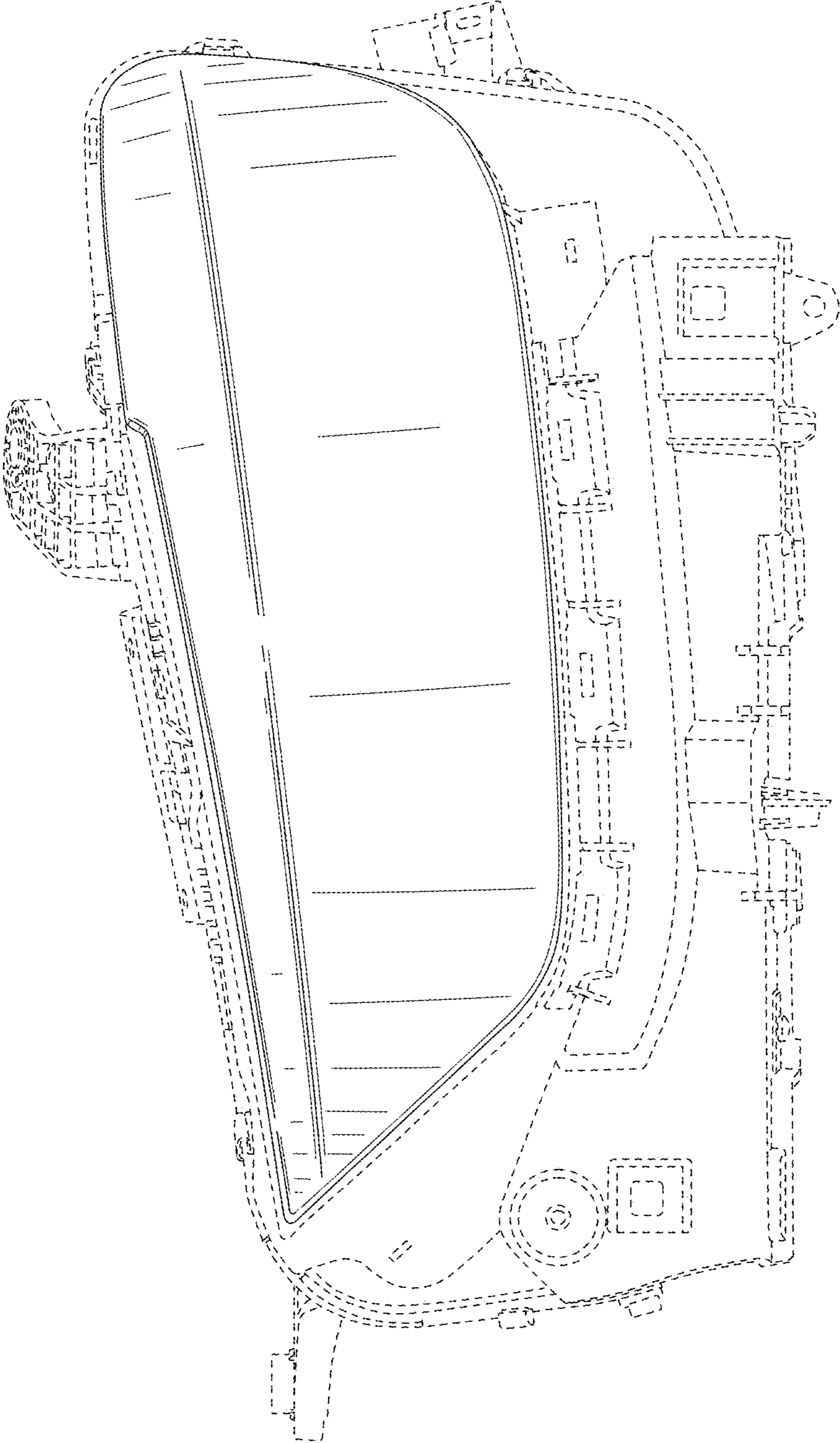


FIG. 2

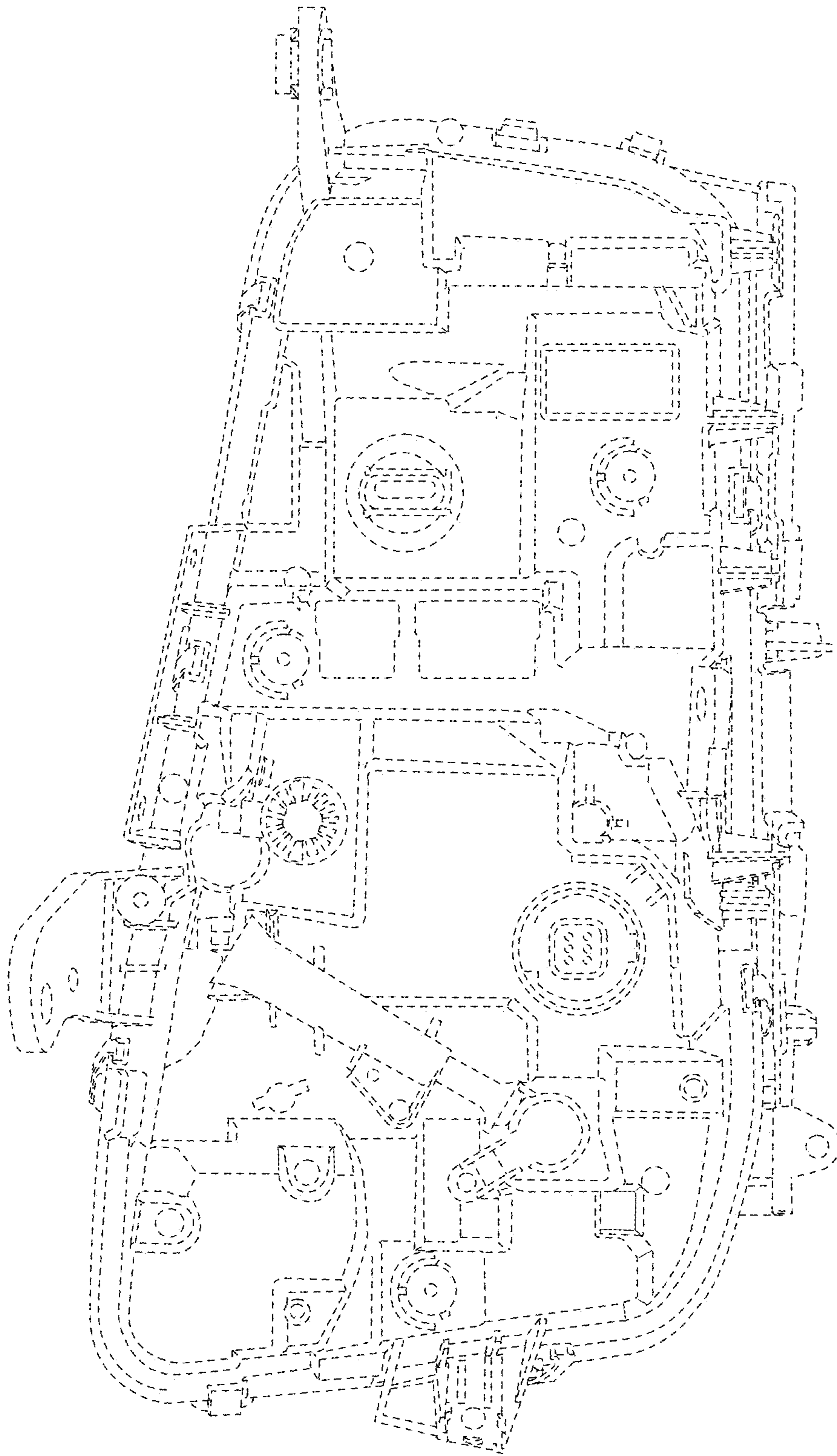


FIG. 3

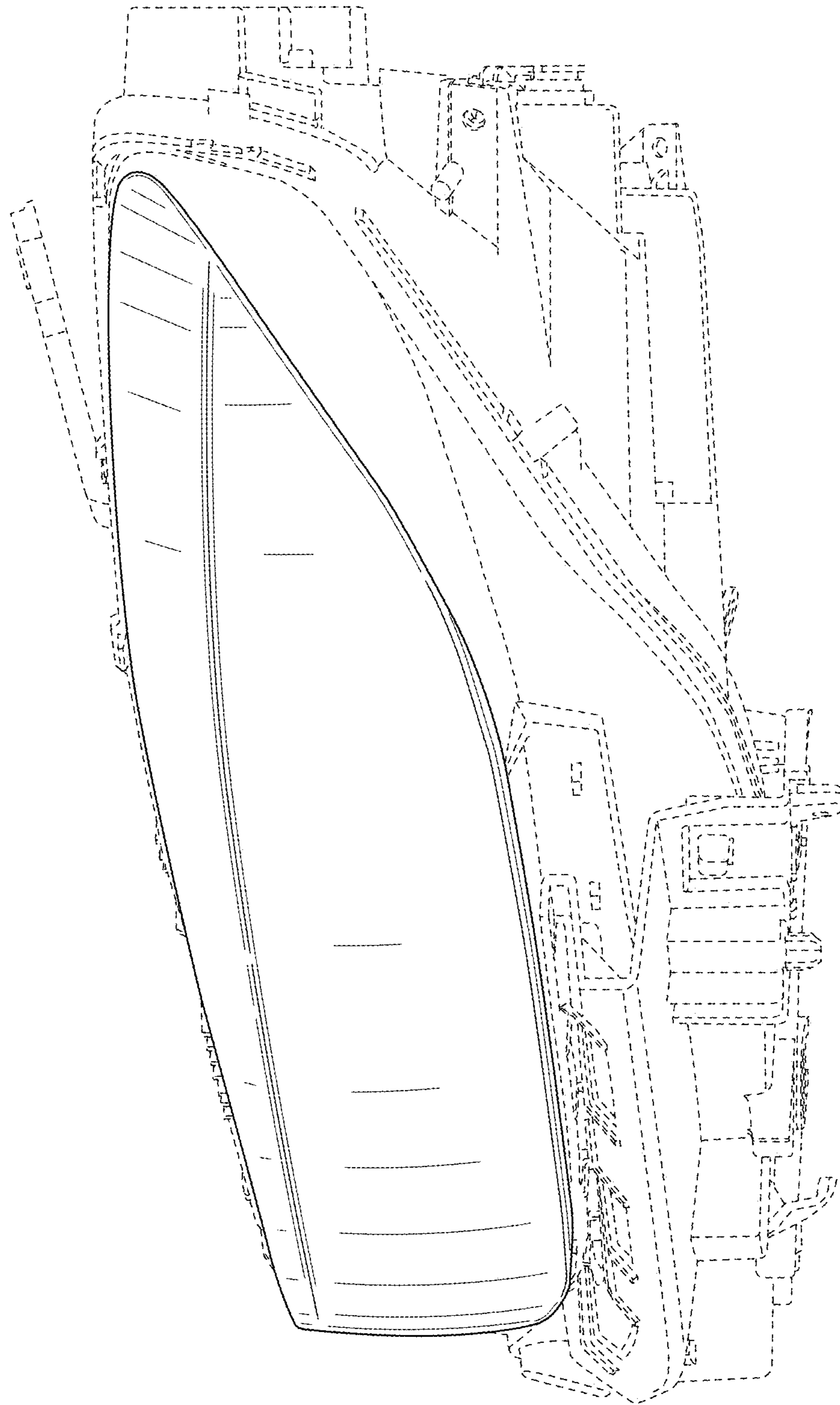


FIG. 4

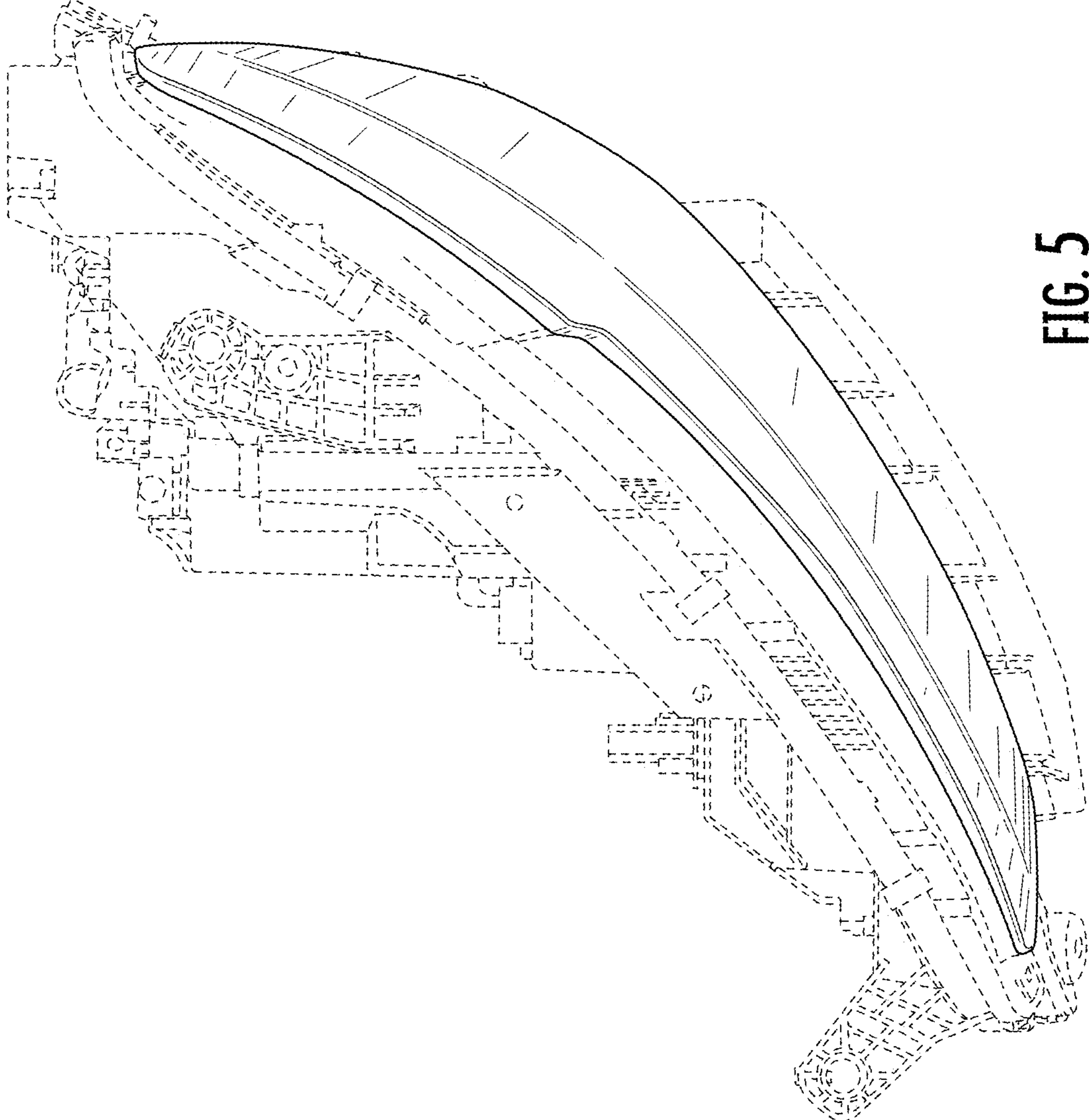


FIG. 5

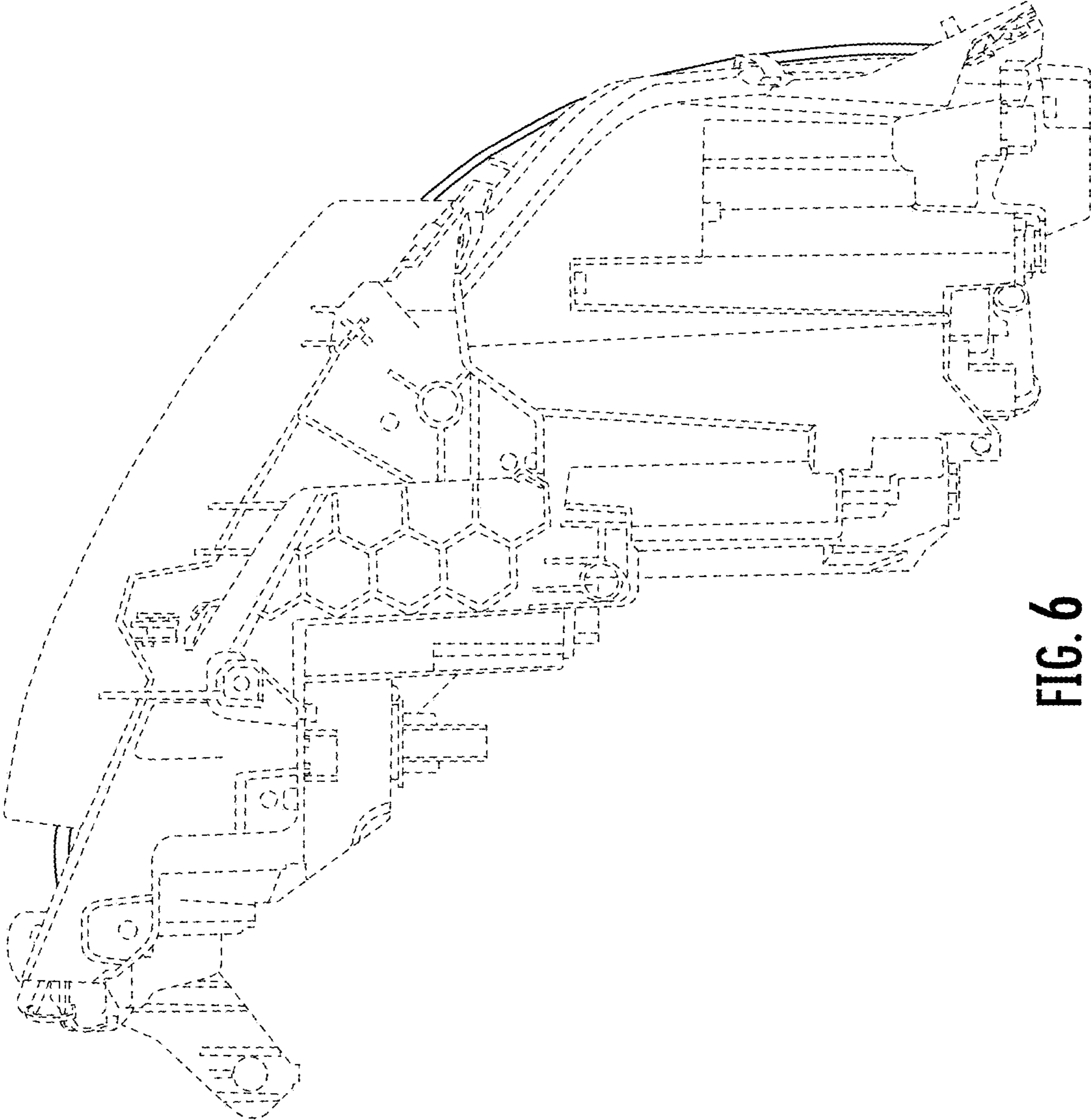


FIG. 6