



US00D952197S

(12) **United States Design Patent**
Hu

(10) **Patent No.:** **US D952,197 S**

(45) **Date of Patent:** **** May 17, 2022**

(54) **LIGHT WITH CONTROL BOX**

(71) Applicant: **Yang Hu**, Changde (CN)

(72) Inventor: **Yang Hu**, Changde (CN)

(**) Term: **15 Years**

(21) Appl. No.: **29/759,533**

(22) Filed: **Nov. 23, 2020**

(51) **LOC (13) Cl.** **26-04**

(52) **U.S. Cl.**
USPC **D26/25**

(58) **Field of Classification Search**

USPC ... D26/1, 2, 4, 24, 25, 27, 37, 39, 110, 118;
D13/134

CPC A44C 15/0015; A01G 5/04; F21S 2/00;
F21S 4/00; F21S 4/10; F21S 4/15; F21K
9/00; F21V 21/00; F21V 33/008; F21W
2121/00; F21W 2121/04; G02B 6/0006;
G02B 6/0008; G02B 6/001; G02B
6/4298; G09F 13/00

See application file for complete search history.

(56) **References Cited**

U.S. PATENT DOCUMENTS

- 3,968,398 A * 7/1976 Lehmann F21V 25/00
315/185 S
- 4,243,907 A * 1/1981 Kohl H01K 1/44
313/315
- 4,758,760 A * 7/1988 Cox H01K 1/46
313/318.01
- 4,761,583 A * 8/1988 Kling H05B 41/08
313/54
- 5,288,047 A * 2/1994 Pan F16L 3/237
248/229.26
- 5,314,348 A * 5/1994 Wu H01R 33/09
439/356
- 5,994,845 A * 11/1999 Gibboney, Jr. H02H 9/02
315/185 R
- D464,445 S * 10/2002 Honda D26/2

7,626,131 B1 * 12/2009 Gibboney, Jr. F21V 19/0005
200/242

7,633,024 B1 * 12/2009 Gibboney, Jr. H01K 1/70
200/51.1

7,932,665 B2 * 4/2011 Garcia H01K 1/02
313/272

D816,874 S 5/2018 Lentz et al.

D825,793 S 8/2018 Lentz et al.

D880,022 S 3/2020 Gong

(Continued)

FOREIGN PATENT DOCUMENTS

EM 008321921-0004 * 12/2020

EM 008321921-0005 * 12/2020

(Continued)

OTHER PUBLICATIONS

Loende Battery Operated String Lights, Mar. 18, 2018, Amazon.com, site visited Aug. 20, 2021 (retrieved Oct. 4, 2021), url: <https://www.amazon.com/dp/B01FJJVFYG> (Year: 2018).*

(Continued)

Primary Examiner — T Chase Nelson

Assistant Examiner — Rachel Wolfe

(57) **CLAIM**

The ornamental design for a light with control box, as shown and described.

DESCRIPTION

FIG. 1 is a perspective view of a light with control box showing my new design;

FIG. 2 is a top view thereof;

FIG. 3 is a left side view thereof;

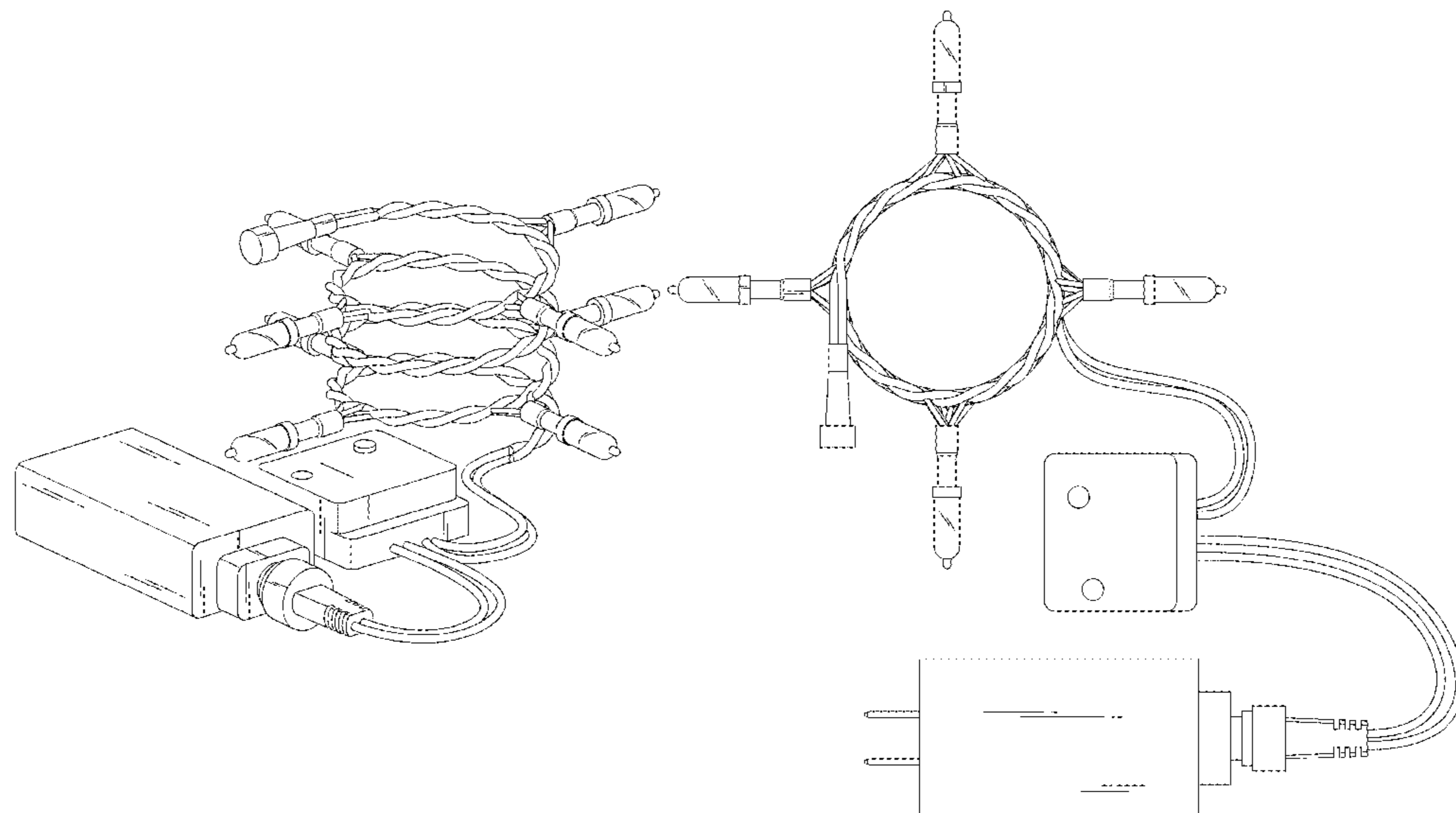
FIG. 4 is a front view thereof;

FIG. 5 is a right side view thereof;

FIG. 6 is a back view thereof; and,

FIG. 7 is a bottom view thereof.

1 Claim, 7 Drawing Sheets



(56)

References Cited

U.S. PATENT DOCUMENTS

D908,933 S * 1/2021 Wu D26/25
D910,890 S * 2/2021 Yang D26/25
D914,253 S * 3/2021 Kuang D26/25
D915,643 S * 4/2021 Liang D26/25
D917,741 S * 4/2021 Kuang D26/25
D919,131 S * 5/2021 Yang D26/25
D924,448 S * 7/2021 Zhou D26/21
D924,449 S * 7/2021 Zhang D26/25
D927,736 S * 8/2021 Wang D26/4
2004/0174695 A1 * 9/2004 Wu F21K 9/00
362/84
2007/0008724 A1 * 1/2007 Raska F21S 4/20
362/249.16
2008/0198629 A1 * 8/2008 Lee H01R 33/09
362/654
2015/0077999 A1 * 3/2015 Chen F21S 4/10
362/249.08

FOREIGN PATENT DOCUMENTS

GB 9008321921-0004 * 12/2020
GB 9008321921-0005 * 12/2020

OTHER PUBLICATIONS

Loende Christmas Lights with Timer & Indicator, Aug. 28, 2018, Amazon.co.uk, site visited Oct. 1, 2021, url: <https://www.amazon.co.uk/dp/B07GWRZLHJ> (Year: 2018).*

HoliDecor Christmas Lights, Sep. 19, 2019, Amazon.co.uk, site visited Aug. 20, 2021 (retrieved Oct. 4, 2021), url: <https://www.amazon.co.uk/dp/B084173GXH> (Year: 2019).*

* cited by examiner

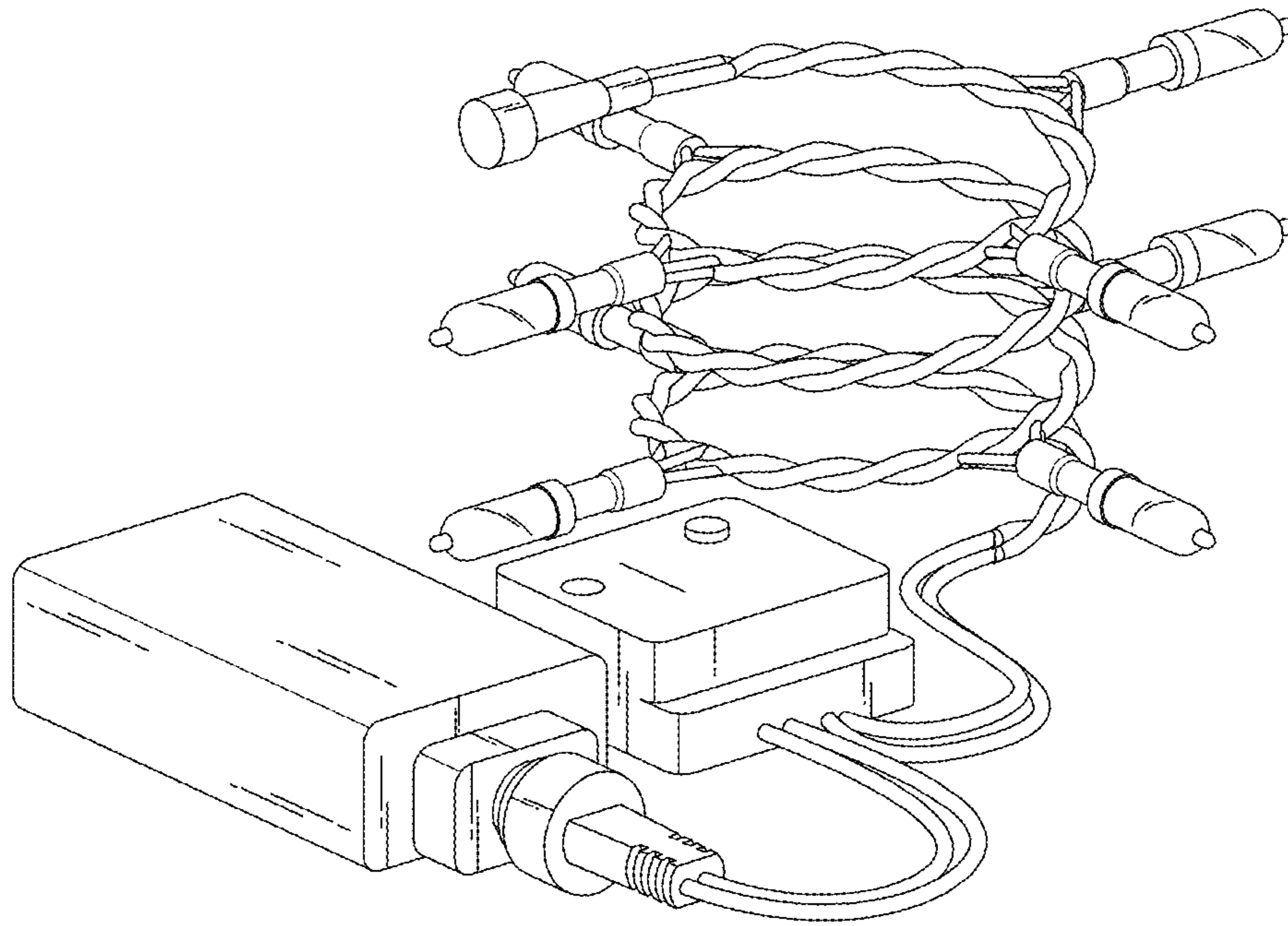


FIG.1

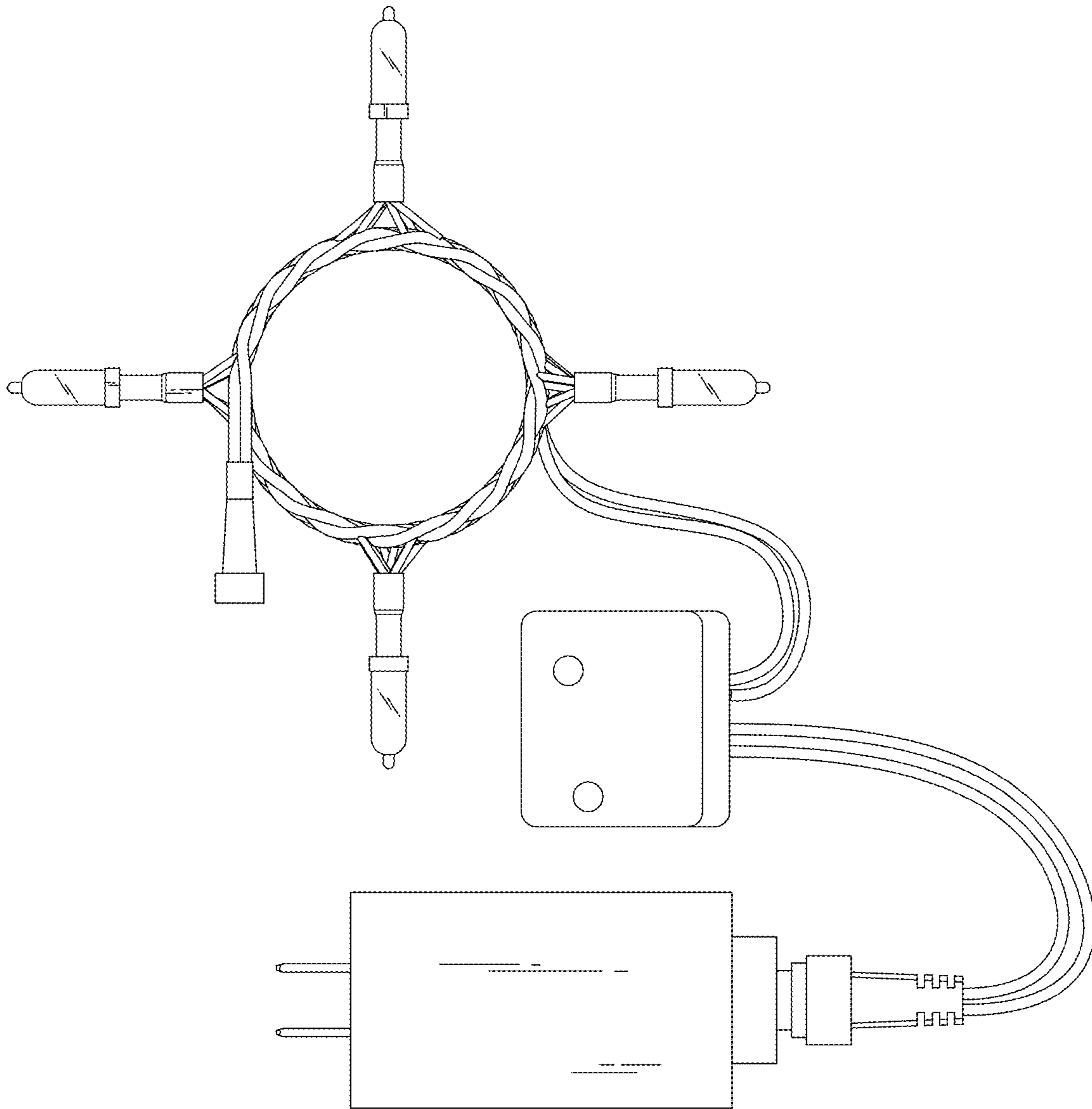


FIG.2

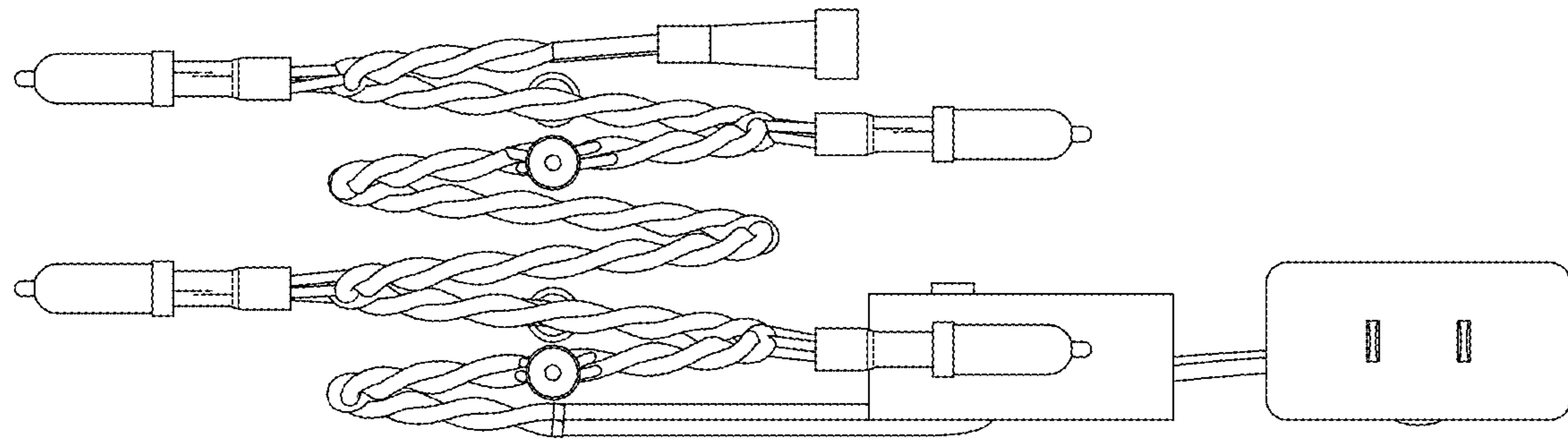


FIG.3

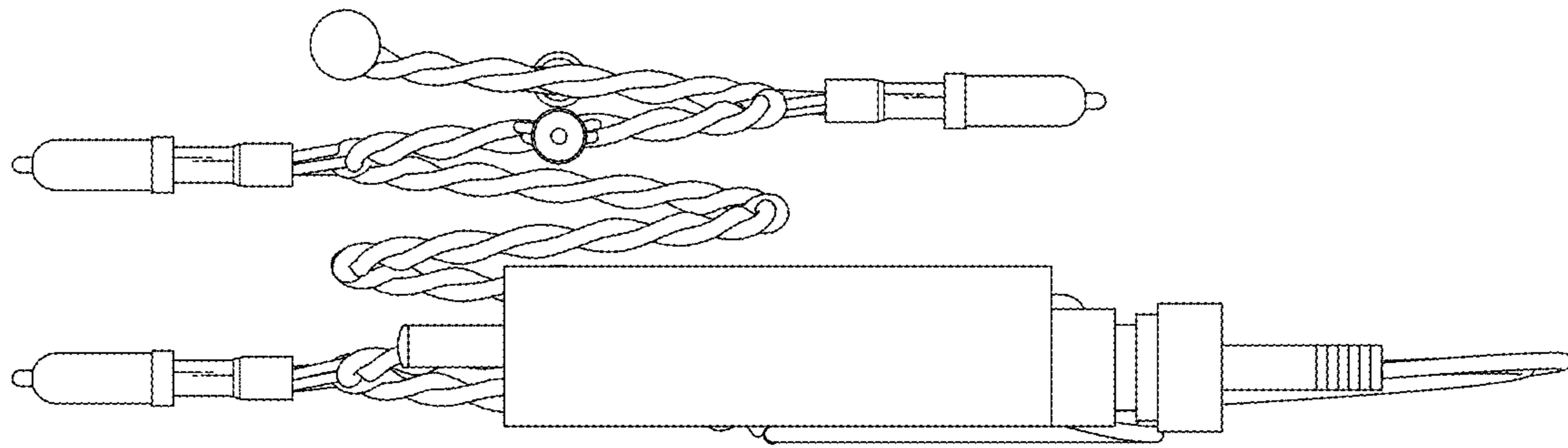


FIG.4

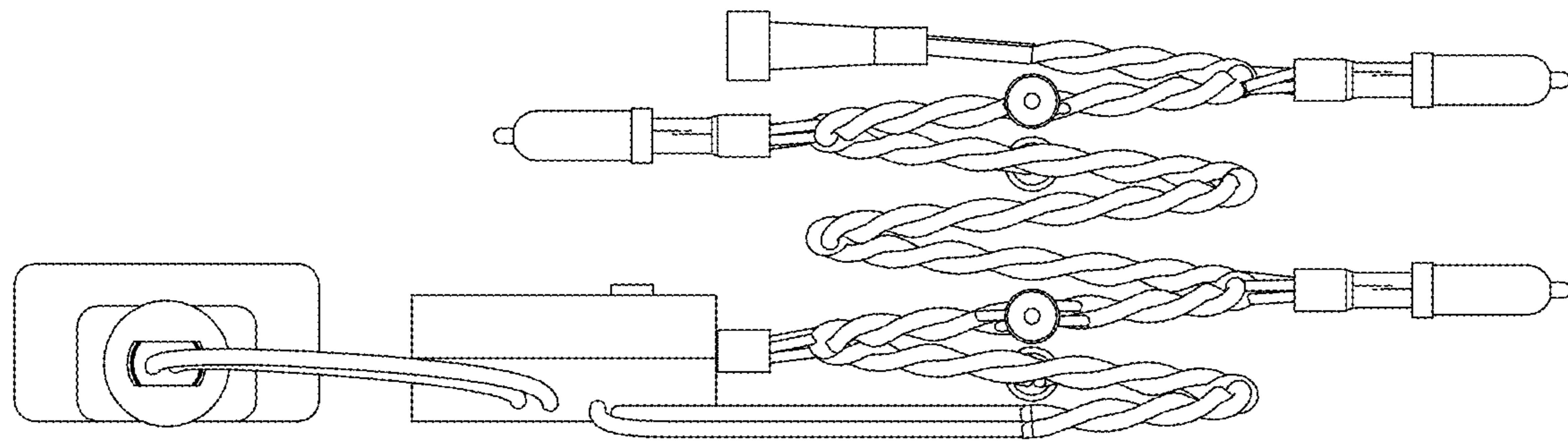


FIG.5

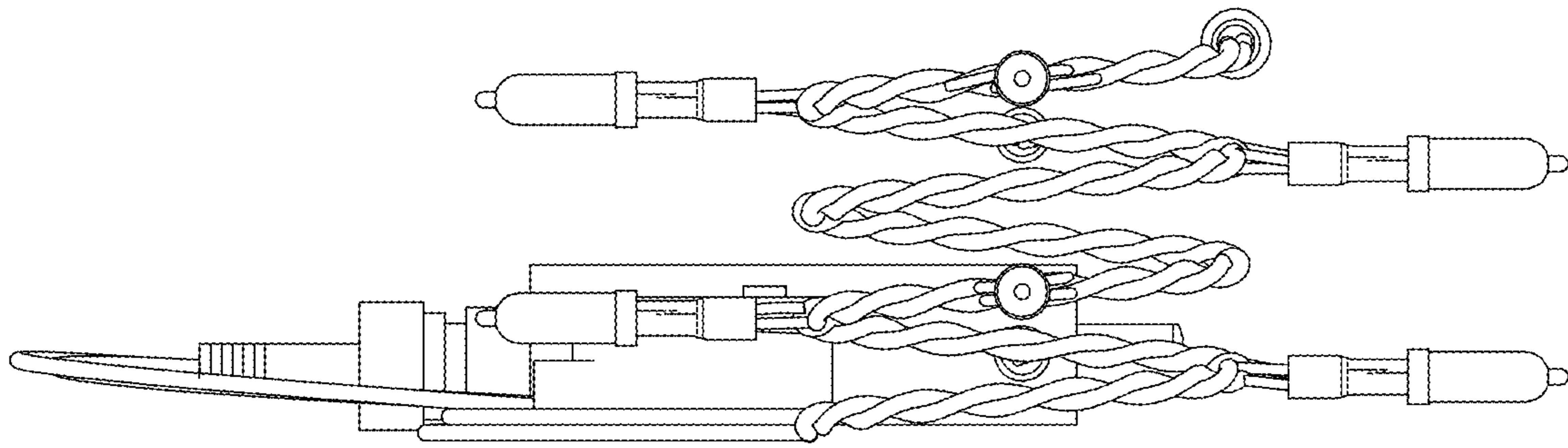


FIG.6

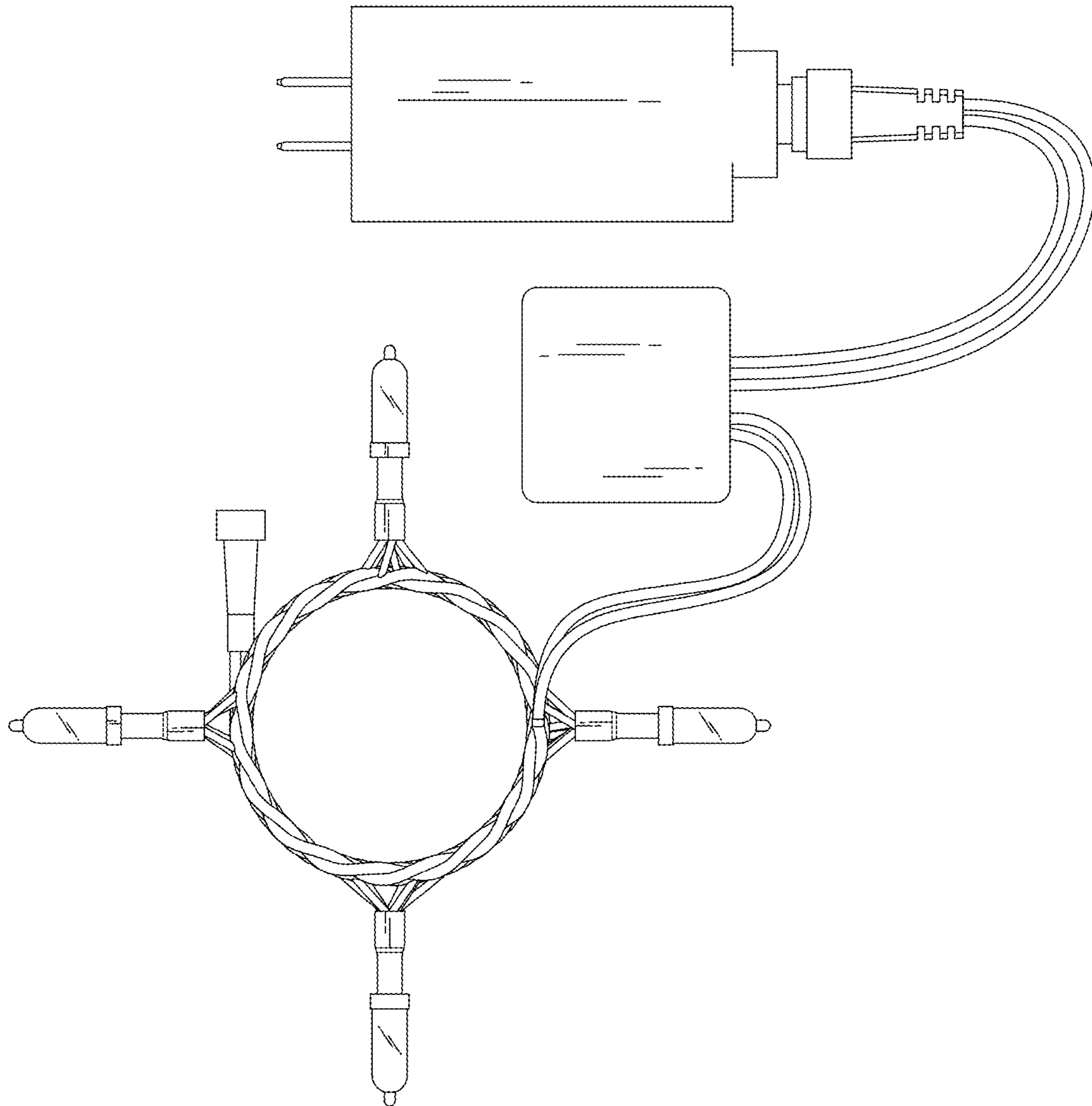


FIG. 7