



US00D952196S

(12) **United States Design Patent** (10) **Patent No.:** **US D952,196 S**  
**Xu** (45) **Date of Patent:** **\*\* \*May 17, 2022**

(54) **NET LIGHT**  
(71) Applicant: **Jun Xu**, Nanning (CN)  
(72) Inventor: **Jun Xu**, Nanning (CN)  
(\* ) Notice: This patent is subject to a terminal disclaimer.

(\*\*) Term: **15 Years**

(21) Appl. No.: **29/752,707**

(22) Filed: **Sep. 29, 2020**

(51) **LOC (13) Cl.** ..... **26-04**

(52) **U.S. Cl.**  
USPC ..... **D26/25**

(58) **Field of Classification Search**  
USPC ..... D26/1, 225, 94, 51, 68, 93, 60, 37, 113, D26/26, 25  
CPC .... F21S 6/00; F21S 6/002; F21S 6/004; F21S 4/00; F21S 4/15; F21S 2/00; F21S 8/033; F21S 8/036; F21S 8/085; F21S 8/088; F21L 2003/00; F21L 4/00; F21L 4/005; F21L 4/02; F21L 4/025; F21V 21/08; F21V 33/00; F21V 14/02; F21V 14/025  
See application file for complete search history.

(56) **References Cited**

**U.S. PATENT DOCUMENTS**

D416,637 S \* 11/1999 Mount ..... D26/25  
6,149,284 A \* 11/2000 Wang ..... F21S 4/10  
362/123  
6,217,193 B1 \* 4/2001 Won ..... F21V 21/088  
362/123  
D477,426 S \* 7/2003 Koval ..... D26/25

D550,882 S \* 9/2007 Brewer ..... D26/25  
D603,535 S \* 11/2009 Sterijevski ..... D26/25  
D690,038 S \* 9/2013 Colbert, Jr. .... D26/25  
D822,861 S 7/2018 Luo  
D871,621 S \* 12/2019 Jia ..... D26/25  
D875,973 S \* 2/2020 Zhou ..... D26/25  
D925,781 S \* 7/2021 Yong ..... D26/25  
D925,783 S \* 7/2021 Xiao ..... D26/25  
D930,194 S \* 9/2021 Zhang ..... D26/25

\* cited by examiner

*Primary Examiner* — Mark A Goodwin  
*Assistant Examiner* — Benjamin M Weeks  
(74) *Attorney, Agent, or Firm* — True Shepherd LLC;  
Andrew C. Cheng

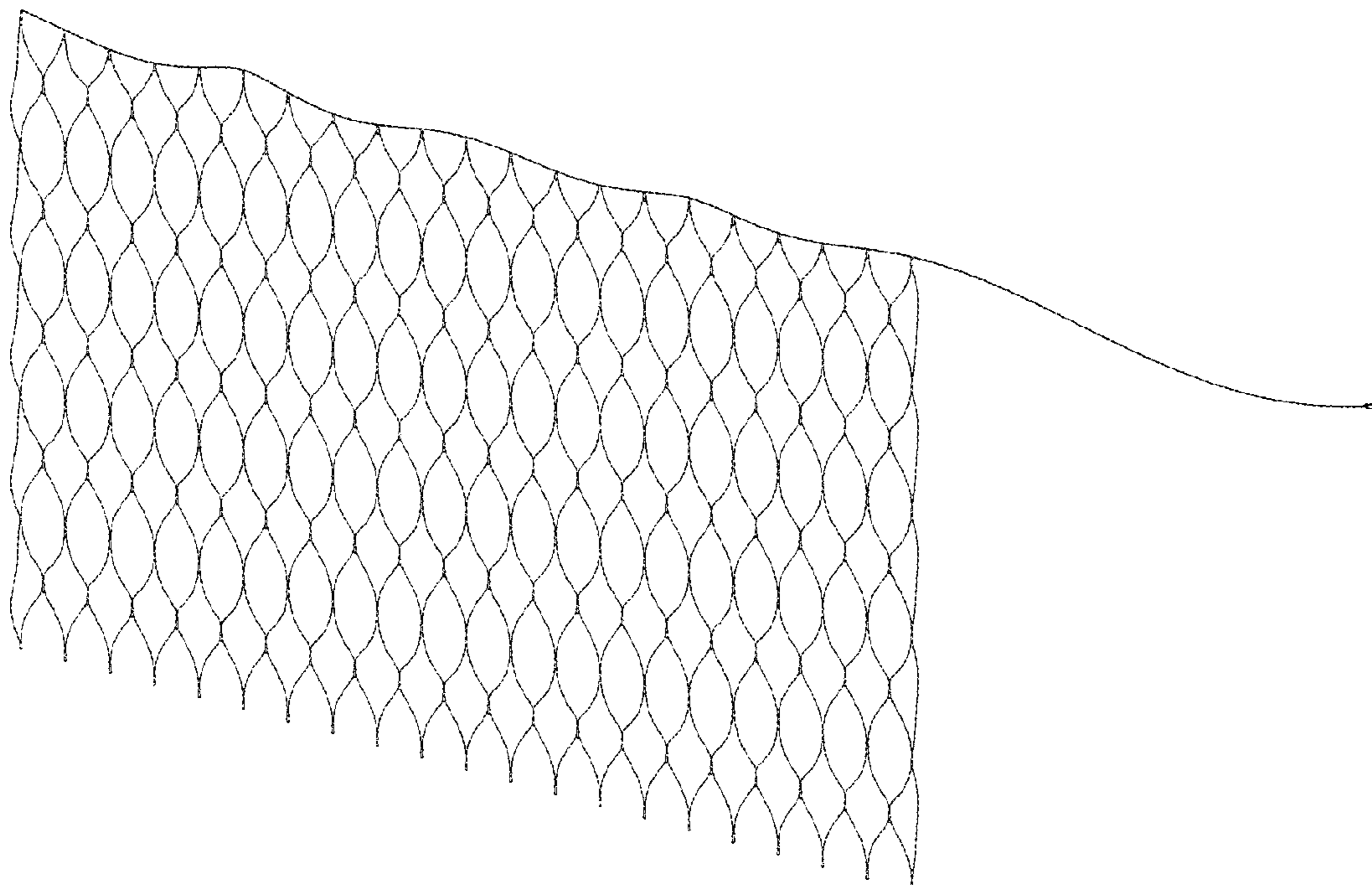
(57) **CLAIM**

The ornamental design for net light, as shown and described.

**DESCRIPTION**

FIG. 1 is a perspective view of a net light showing my new design;  
FIG. 2 is a front view thereof;  
FIG. 3 is a rear view thereof;  
FIG. 4 is a left side view thereof;  
FIG. 5 is a right side view thereof;  
FIG. 6 is a top plan view thereof;  
FIG. 7 is a bottom plan view thereof;  
FIG. 8 is a partial enlarged view of a portion 8 shown in FIG. 2; and,  
FIG. 9 is a partial enlarged view of a portion 9 shown in FIG. 2.

**1 Claim, 9 Drawing Sheets**



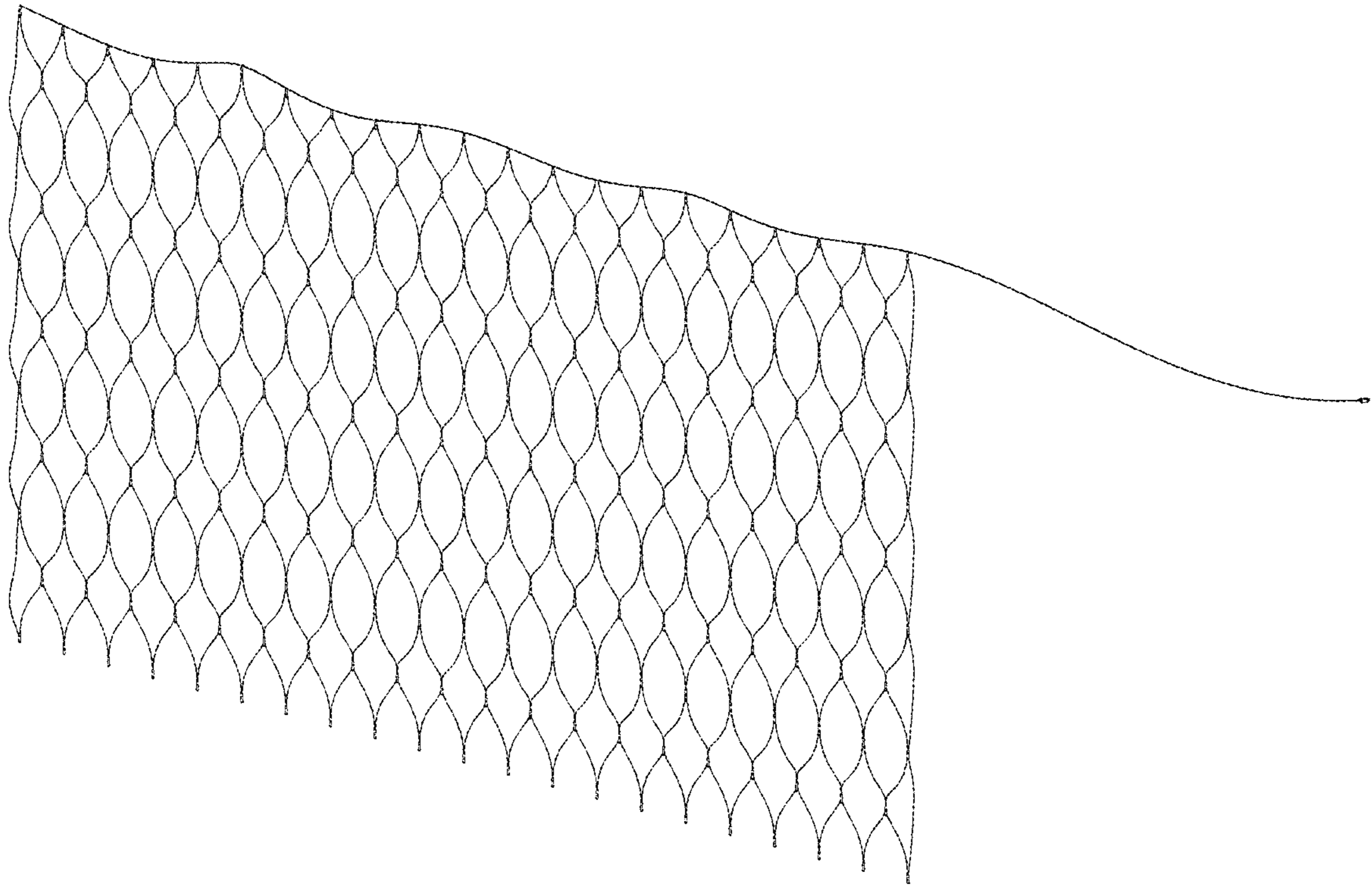


FIG. 1

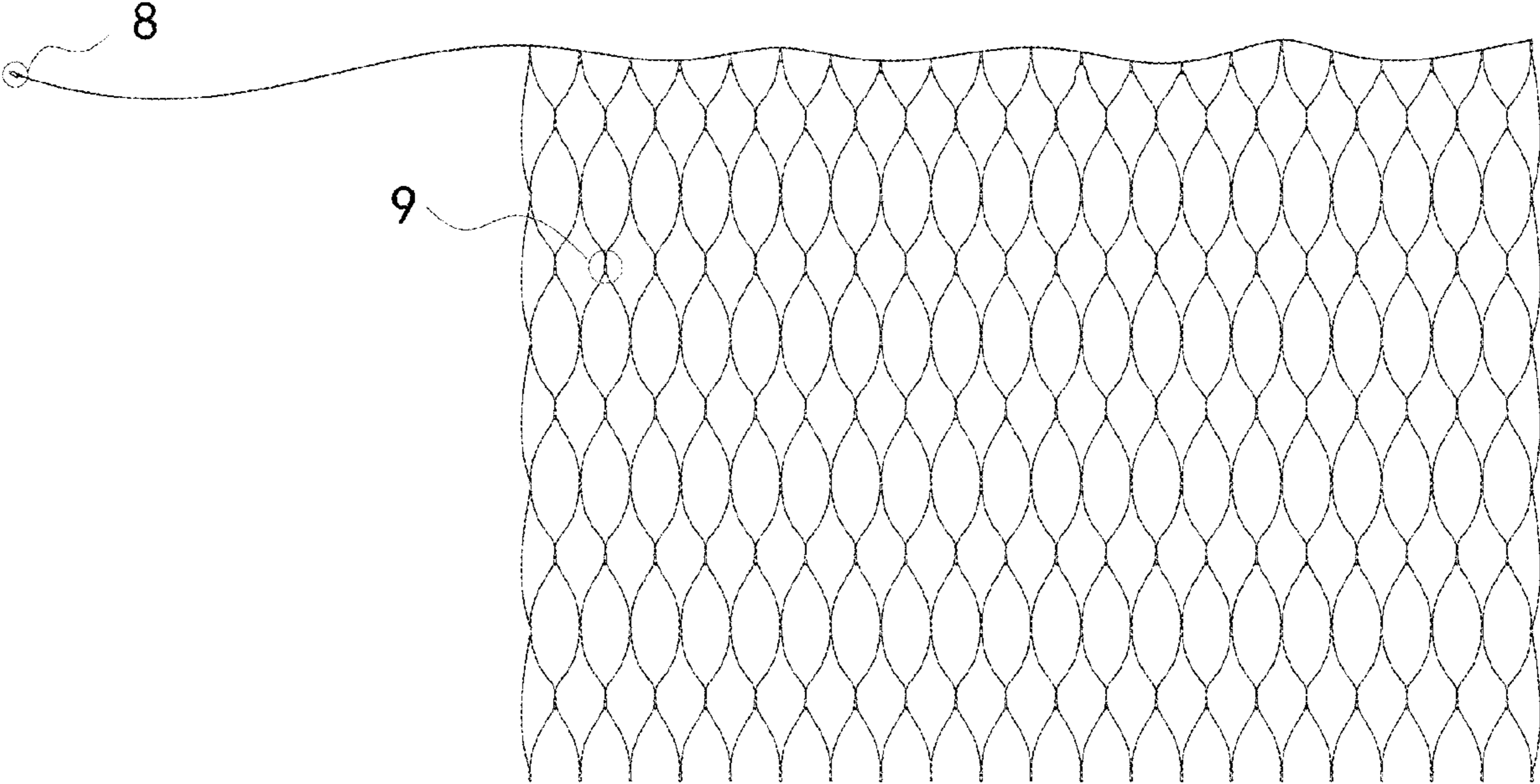


FIG. 2

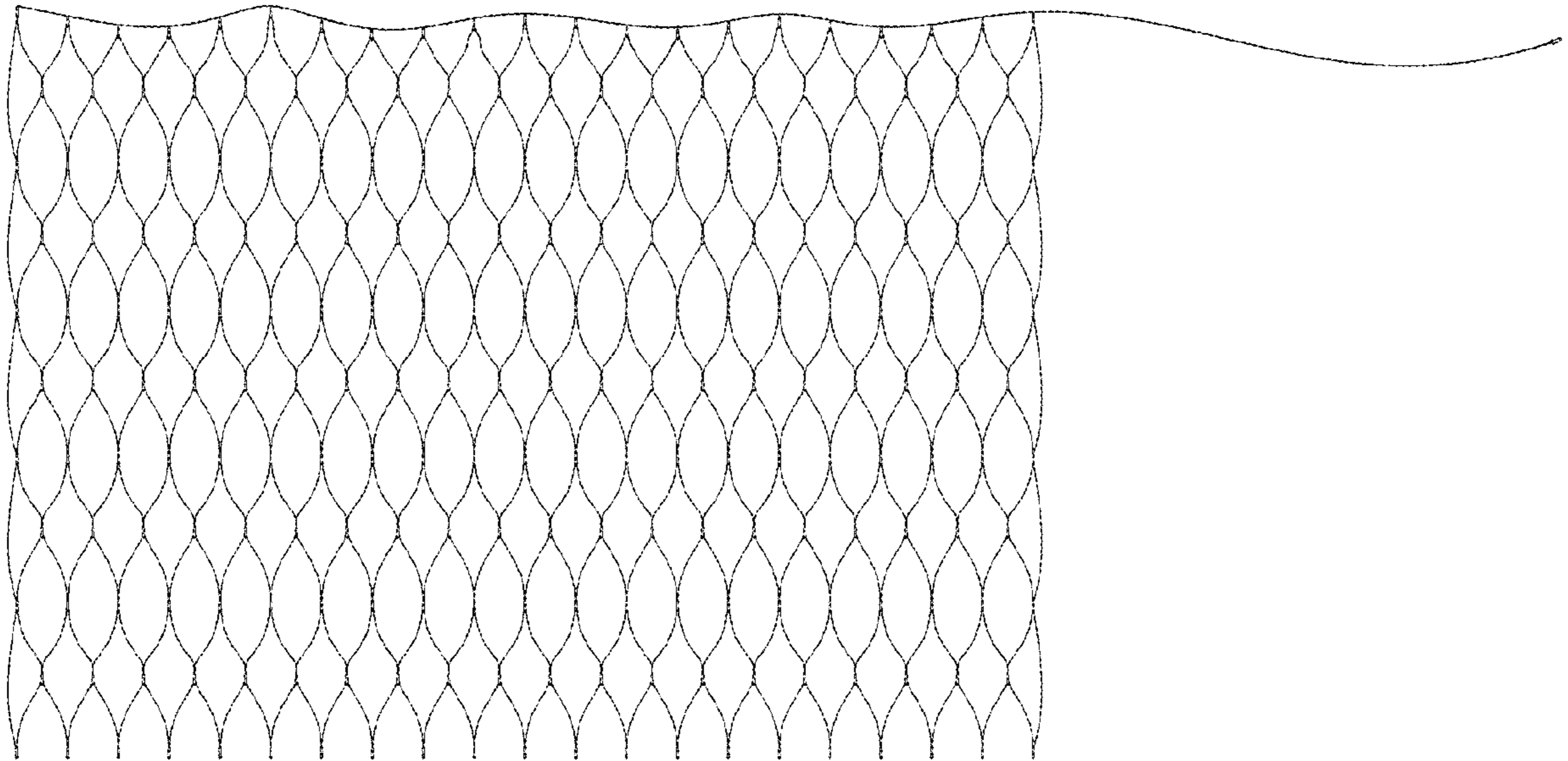



FIG. 3



FIG. 4



**FIG. 5**



**FIG. 6**



**FIG. 7**



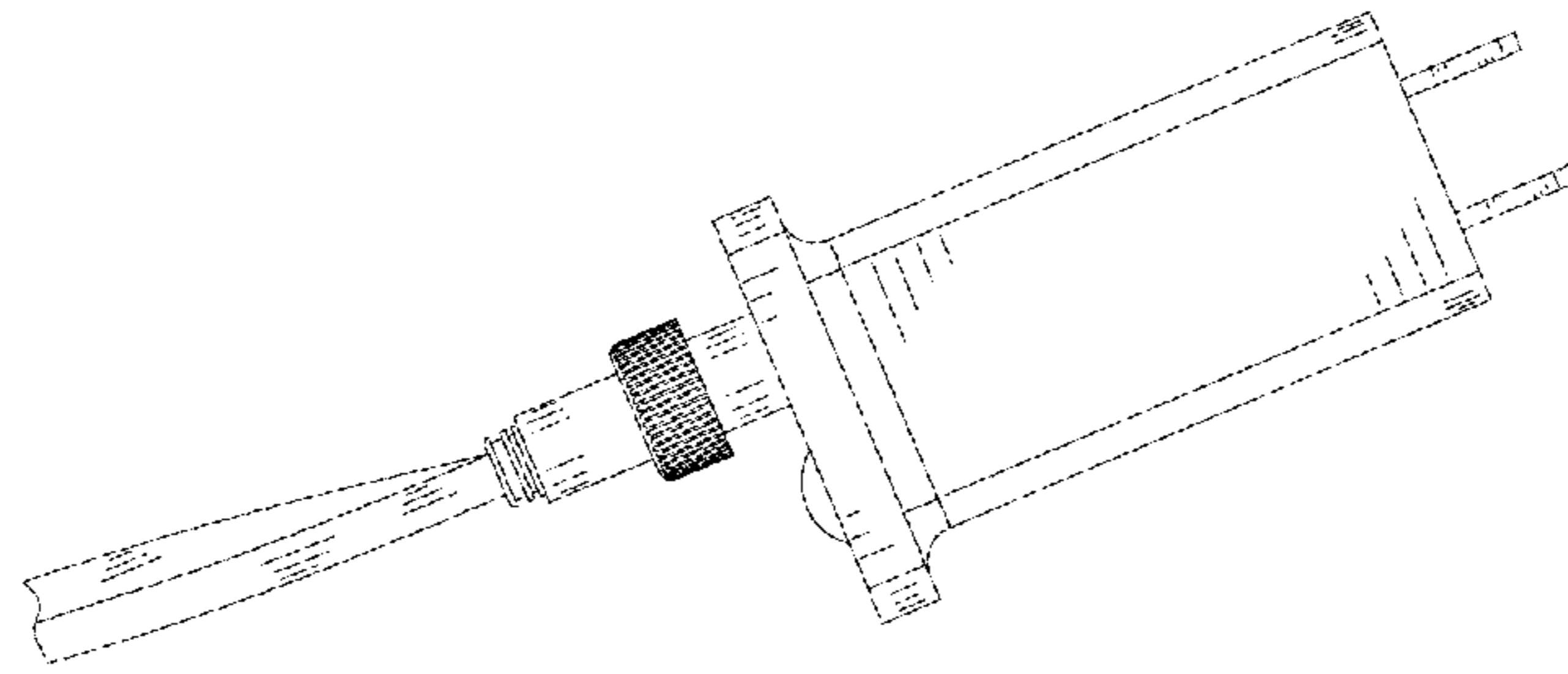


FIG. 8

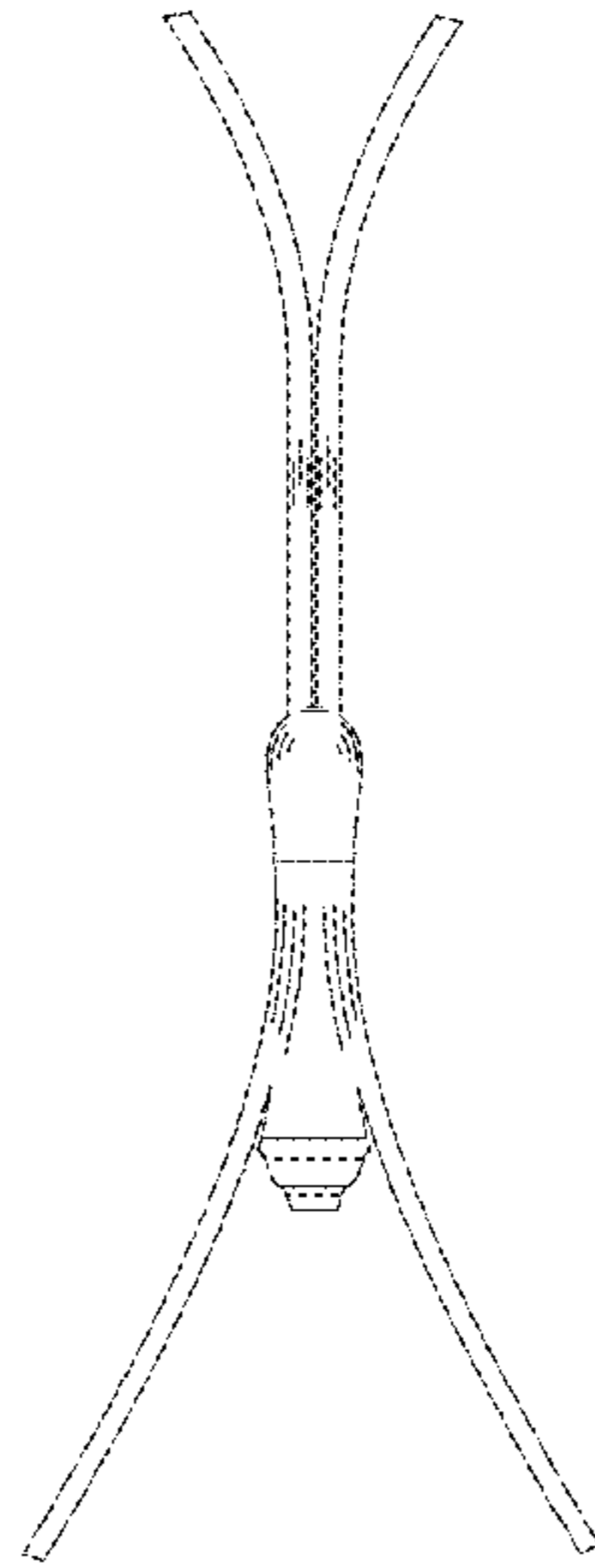


FIG. 9