



US00D952187S

(12) **United States Design Patent** (10) **Patent No.:** **US D952,187 S**
Zheng (45) **Date of Patent:** **** May 17, 2022**

(54) **BARN DOOR**

D780,324 S * 2/2017 Wysock D25/48.3
D912,845 S * 3/2021 Zhou D25/48.3
2018/0023336 A1* 1/2018 Groff E06B 5/02
49/410

(71) Applicants: **Jie Zheng**, Fontana, CA (US);
Hongling Wang, Fontana, CA (US)

(72) Inventor: **Jie Zheng**, Fontana, CA (US)

(**) Term: **15 Years**

FOREIGN PATENT DOCUMENTS

CN 301050052 * 10/2009
CN 305197641 * 6/2019
EM 000982715-0001 * 10/2008

(21) Appl. No.: **29/785,920**

(22) Filed: **May 27, 2021**

OTHER PUBLICATIONS

(51) **LOC (13) Cl.** **25-02**

(52) **U.S. Cl.**
USPC **D25/48.3**

(58) **Field of Classification Search**
USPC D6/702, 703, 703.2, 703.3; D25/48.1,
D25/48.3, 138

CPC ... Y10T 70/7531; E06B 3/4636; E06B 3/485;
E06B 3/72; E06B 3/78; E06B 2003/7044;
E06B 1/04; E06B 5/00

See application file for complete search history.

ISLIFE 2 Sets 6 FT Sliding Hardware Kit with 2 Sets 36inX84in S Series—IsLife.us <https://islifeusa.com/products/islife-2-sets-6-ft-sliding-hardware-kit-with-2-sets-36inx84in-s-series-diy-knotty-pine-interior-barndoor> Review Oct. 1, 2020 (Year: 2020).*

(Continued)

Primary Examiner — Leanne Was-Englehart
(74) *Attorney, Agent, or Firm* — Tsz Lung Yeung

(56) **References Cited**

U.S. PATENT DOCUMENTS

1,661,982 A * 3/1928 Walenty E05B 35/02
70/352
1,924,240 A * 8/1933 Harwell B27M 3/0053
D25/138
D276,300 S 11/1984 Moodie
D536,099 S 1/2007 Walsh et al.
D615,212 S 5/2010 Walsh et al.
D634,856 S 3/2011 Walsh et al.
D638,956 S 5/2011 Walsh et al.
D701,621 S * 3/2014 Narbonne D25/138
D709,630 S * 7/2014 Narbonne D25/138
D729,951 S * 5/2015 Narbonne D25/138
D740,964 S * 10/2015 Wysock D25/48.3
D741,504 S 10/2015 Wysock et al.
D742,033 S * 10/2015 Wysock D25/48.3
D770,641 S * 11/2016 Anderson D25/33

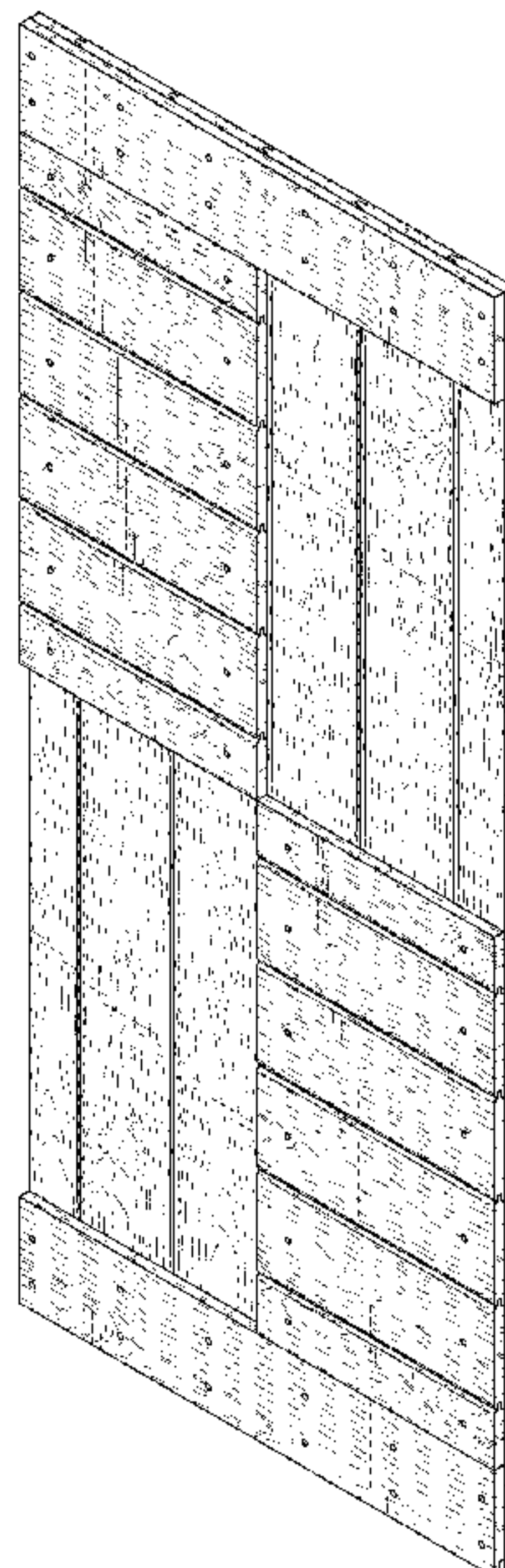
(57) **CLAIM**

The ornamental design for a barn door, as shown and described.

DESCRIPTION

FIG. 1 is a perspective view of a barn door, showing my new design;
FIG. 2 is a front view thereof;
FIG. 3 is a rear view thereof;
FIG. 4 is a right side view thereof;
FIG. 5 is a left side view thereof;
FIG. 6 is a top view thereof; and,
FIG. 7 is a bottom view thereof.
The broken lines depict surface wood pattern and portions of the barn door that form no part of the claimed design.

1 Claim, 5 Drawing Sheets



(56)

References Cited

OTHER PUBLICATIONS

Amazon.com_ 36in X 84in S Series DIY Barn Door with 6.6FT Hardware Kit+Handle (Classic Walnut) _ Tools & Home Improvement <https://www.amazon.com/36in-6-6FT-Hardware-Classic-Walnut/dp/B09256LPB8?th=1> First Available Apr. 14, 2021 (Year: 2021).*

36in X 84in S Series Sliding Barn Door Slab with Handle (Aged Gray)—Hingeless <https://hingeless.com/product/36in-x-84in-s-series-diy-knotty-pine-wood-interior-sliding-barn-door-slab-with-handle-aged-gray/> First Available Nov. 5, 2020 (Year: 2020).*

* cited by examiner




FIG.1

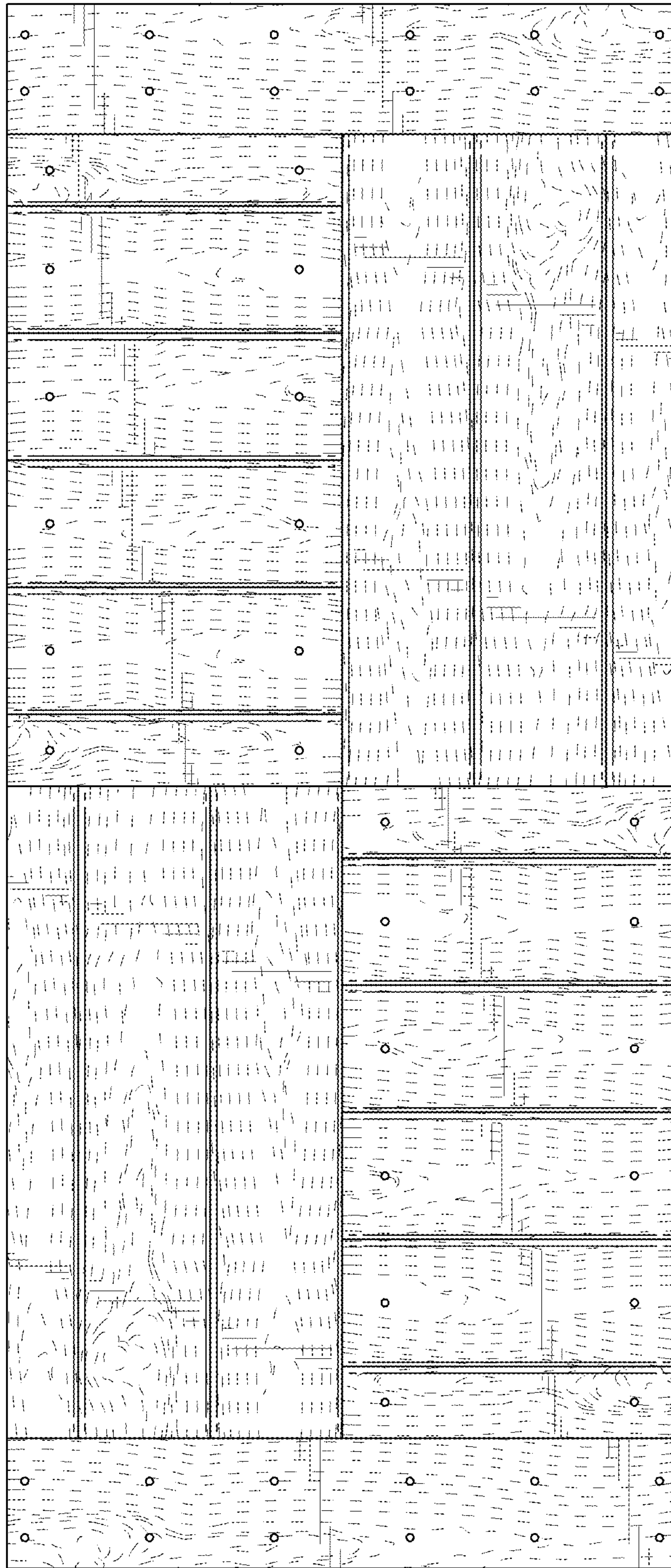


FIG.2




FIG.3

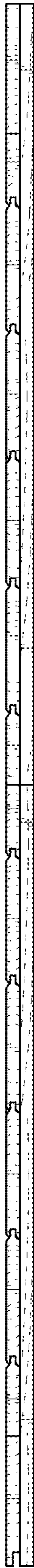


FIG.4

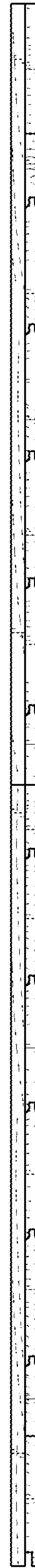


FIG.5

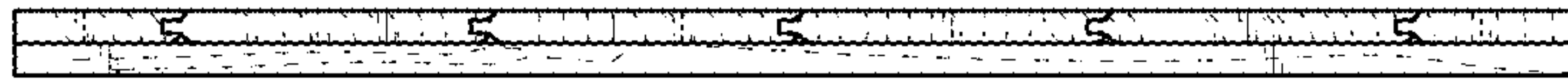


FIG. 6




FIG. 7