



US00D952176S

(12) **United States Design Patent** (10) **Patent No.:** **US D952,176 S**
Yin (45) **Date of Patent:** **** May 17, 2022**

(54) **SEX TOY FOR MEN**

(71) Applicant: **Haixin Yin**, Shenzhen (CN)

(72) Inventor: **Haixin Yin**, Shenzhen (CN)

(**) Term: **15 Years**

(21) Appl. No.: **29/751,055**

(22) Filed: **Sep. 18, 2020**

(51) **LOC (13) Cl.** **28-03**

(52) **U.S. Cl.**
USPC **D24/215**

(58) **Field of Classification Search**
USPC D24/215, 200, 211, 212, 213, 214, 141,
D24/133; D21/452
CPC A61H 19/00; A61H 19/30; A61H 19/32;
A61H 19/34; A61H 19/40; A61H 19/44;
A61H 19/50; A61H 21/00; A61H 23/00;
A61H 2205/087

See application file for complete search history.

(56) **References Cited**

U.S. PATENT DOCUMENTS

D134,039 S *	10/1942	Christy	D28/87
D407,633 S *	4/1999	Jacobs	D9/674
D543,769 S *	6/2007	Ford	D7/301
D627,235 S *	11/2010	Lo	D9/674
D748,433 S *	2/2016	Kushner	D7/515
D816,508 S *	5/2018	McArdle	D9/674
D828,925 S *	9/2018	Levi	D24/214
D873,671 S *	1/2020	Altieri	D9/680
D882,812 S *	4/2020	Lee	D24/215
D893,040 S *	8/2020	Qiu	D24/215
D895,134 S *	9/2020	Qiu	D24/215
D896,978 S *	9/2020	Cheung	D24/215
D898,210 S *	10/2020	Cheung	D24/215

D908,909 S *	1/2021	Huang	D24/215
2016/0008214 A1 *	1/2016	Giampietro	A61H 19/32 600/38
2020/0219614 A1 *	7/2020	Bjorkmann	H04L 63/0876

OTHER PUBLICATIONS

Fancitlife. Date: Jun. 21, 2020. [online]. [Site visited Nov. 13, 2021]. Available from Internet URL: <https://www.amazon.com/dp/B088NT4NGZ/> (Year: 2020).*

Massagers. (Design—© Questel) orbit.com. [Online PDF compilation of references] 41 pgs. Print Dates Range Sep. 25, 2020-Jul. 4, 2017 [Retrieved Nov. 9, 2021] <https://www.orbit.com/export/UCZAH96B/pdf4/3d93f4c1-19b4-4be3-b22e-d2afe6bee2e2-202543.pdf> (Year: 2021).*

* cited by examiner

Primary Examiner — Susan Bennett Hattan
Assistant Examiner — Landon Thomas Cassell

(57) **CLAIM**

The ornamental design for a sex toy for men, as shown and described.

DESCRIPTION

FIG. 1 is a perspective view of a sex toy for men showing my new design;

FIG. 2 is a front elevational view thereof;

FIG. 3 is a rear elevational view thereof;

FIG. 4 is a left side elevational view thereof;

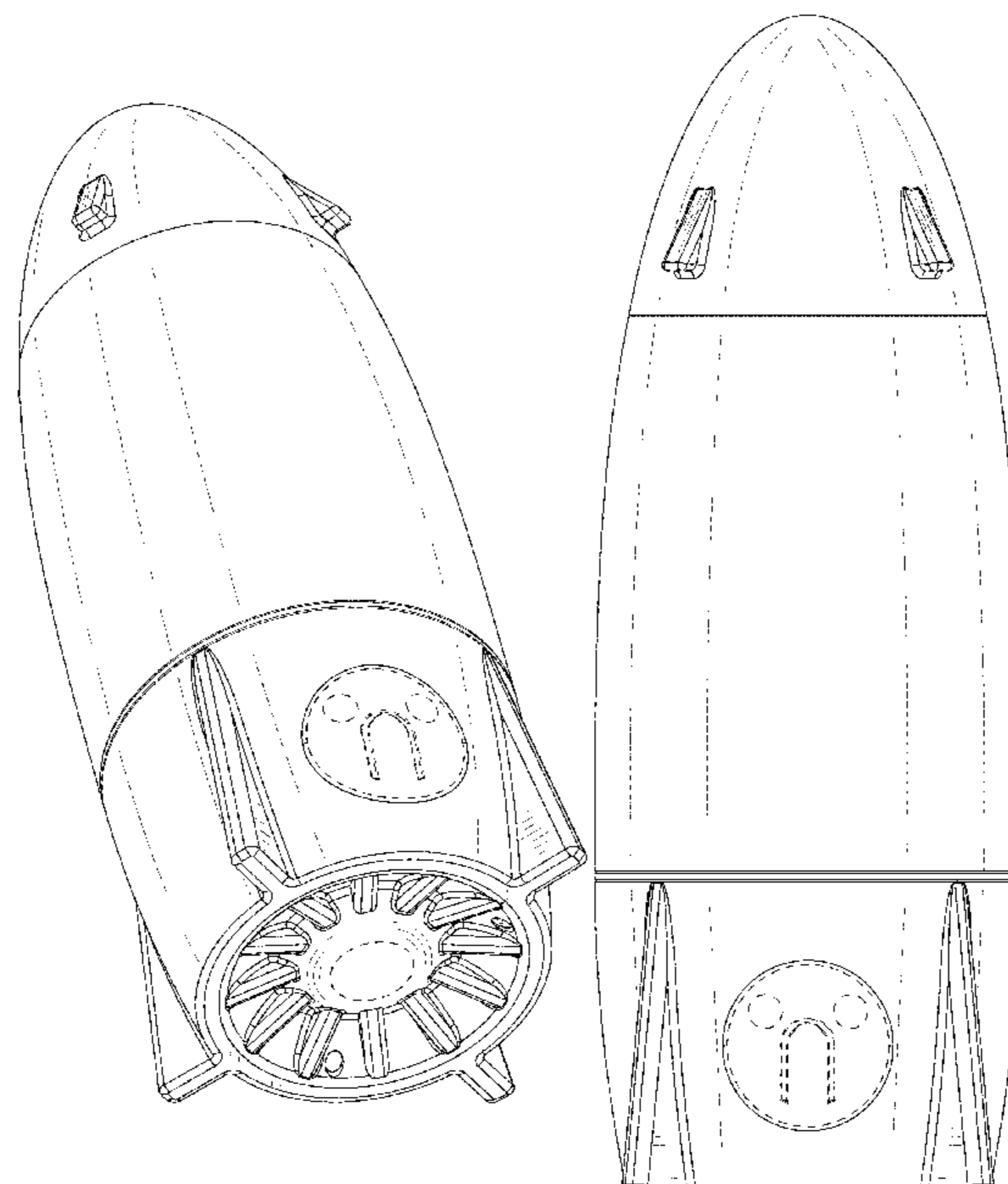
FIG. 5 is a right side elevational view thereof;

FIG. 6 is a top plan view thereof; and,

FIG. 7 is a bottom plan view thereof.

The broken lines throughout the drawing figures depict portions of the sex toy for men that form no part of the claimed design.

1 Claim, 7 Drawing Sheets



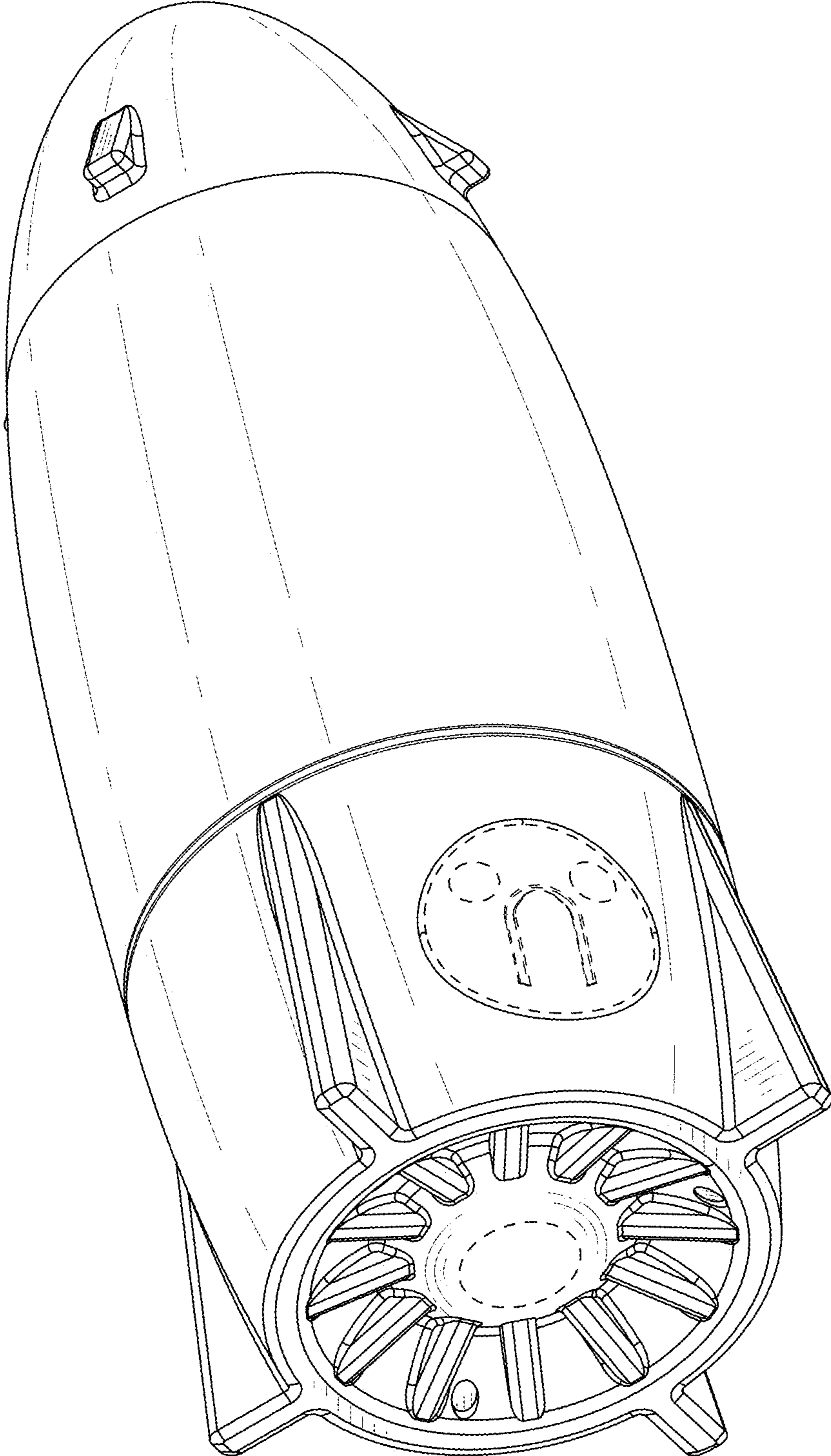


FIG.1

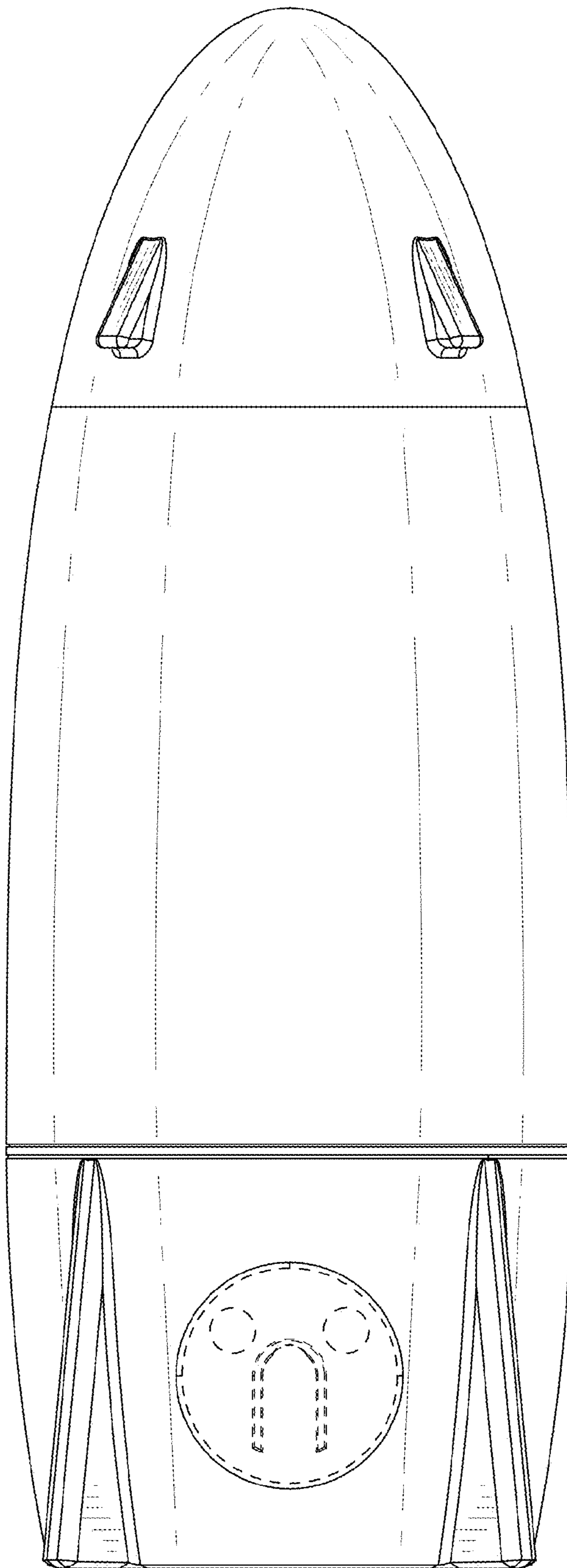


FIG.2

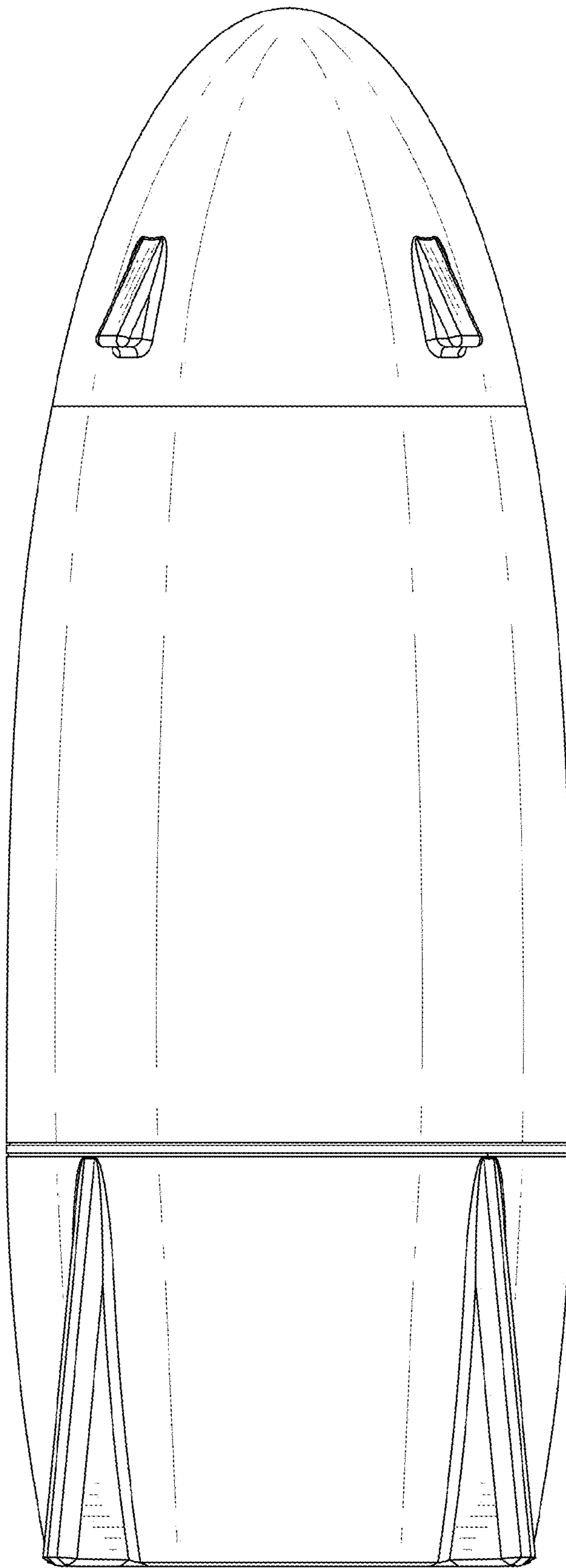


FIG.3

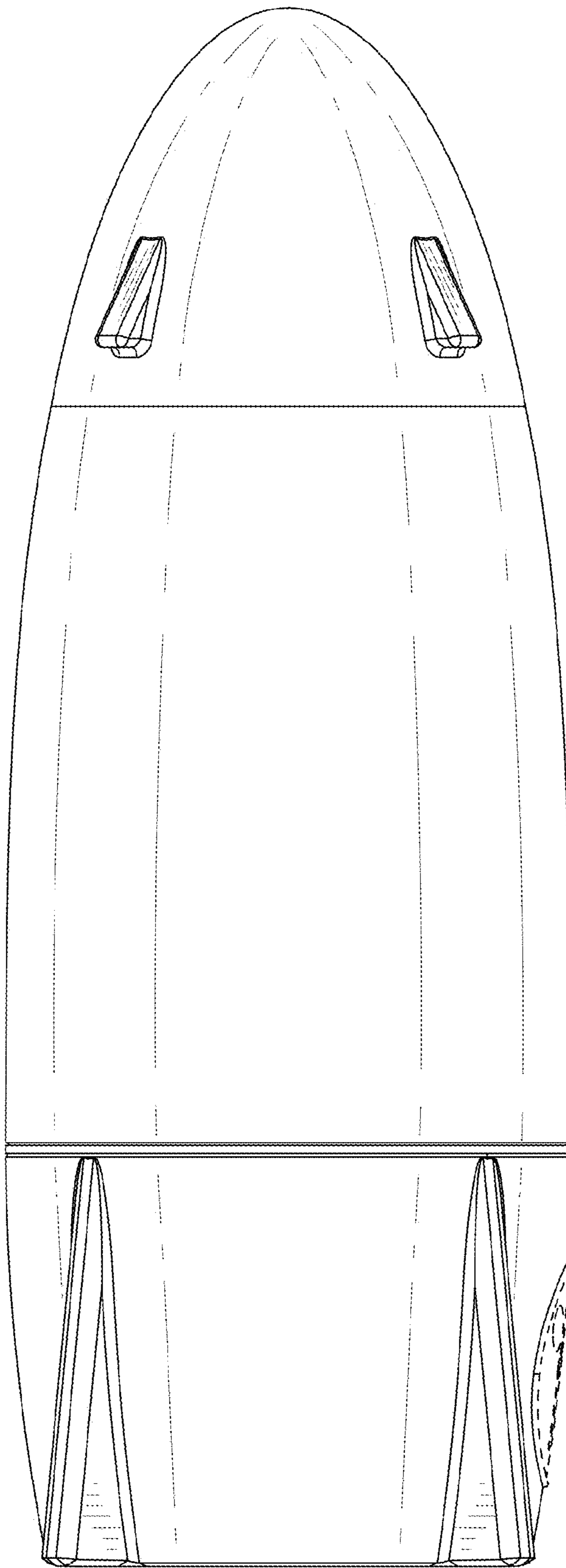


FIG.4

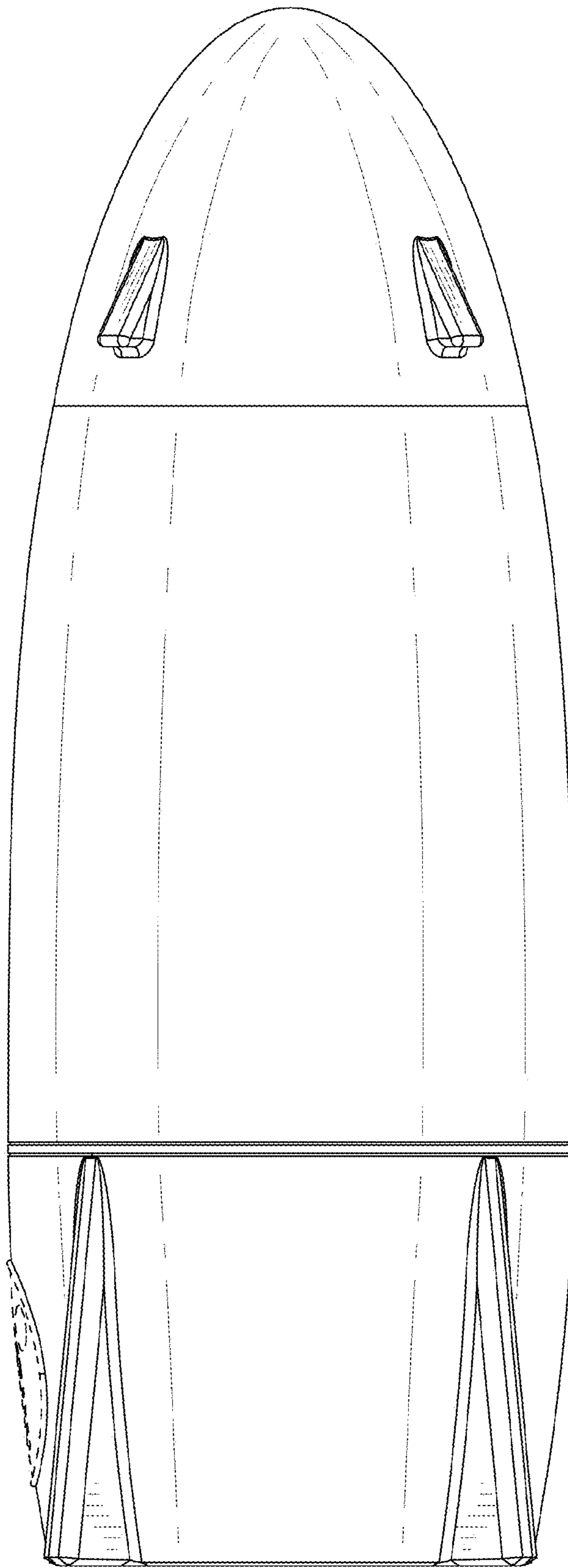


FIG.5




FIG.6

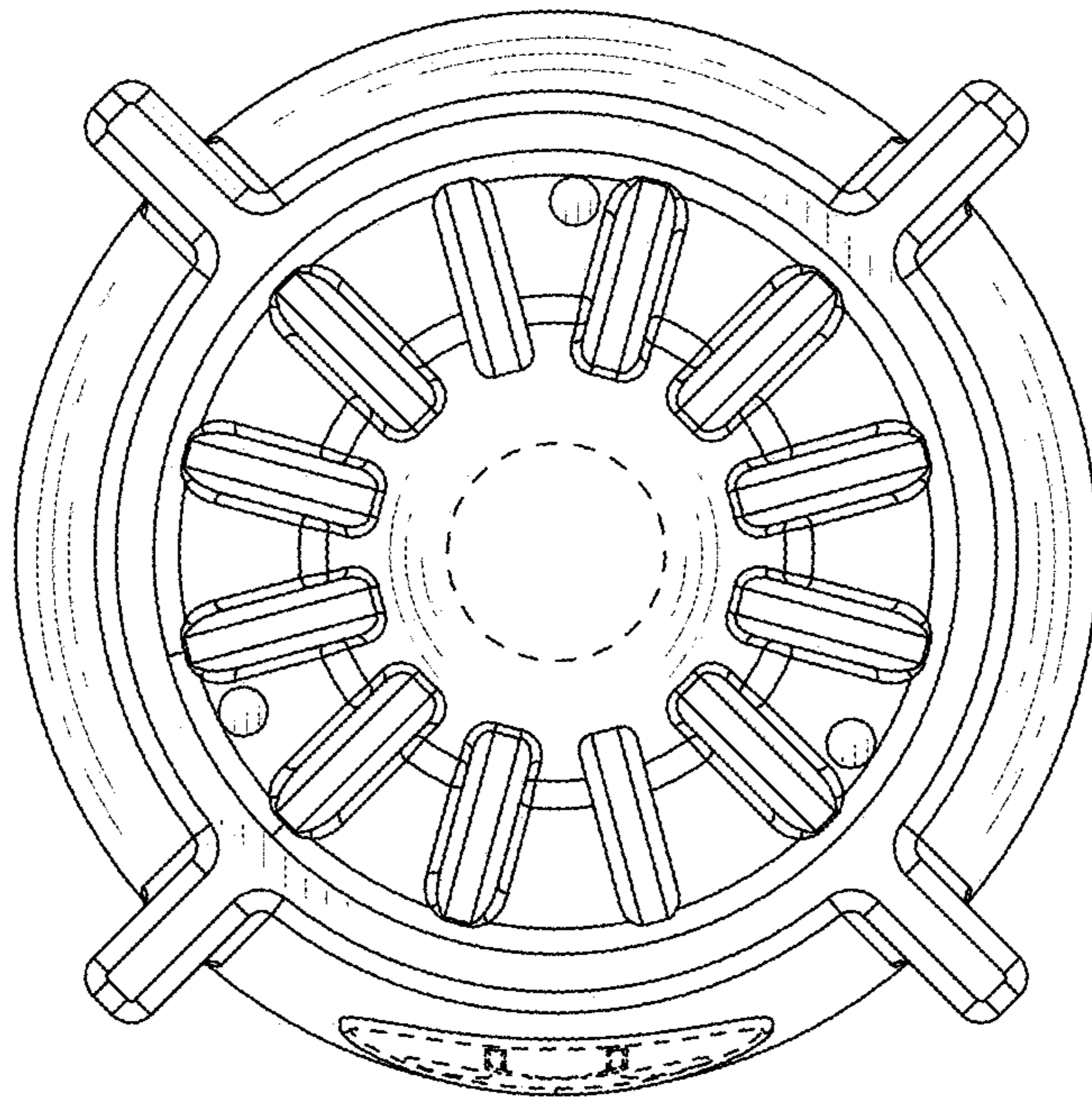


FIG.7