



US00D952152S

(12) **United States Design Patent** (10) **Patent No.:** **US D952,152 S**  
**DaCosta et al.** (45) **Date of Patent:** **\*\* May 17, 2022**

(54) **BONE PLATE**

(56) **References Cited**

(71) Applicant: **Paragon 28, Inc**, Englewood, CO (US)

U.S. PATENT DOCUMENTS

(72) Inventors: **Albert DaCosta**, Lone Tree, CO (US);  
**Laura Zagrocki Brinker**, Lone Tree,  
CO (US); **Richard David Hunt**,  
Arvada, CO (US); **Spanky Raymond**,  
Uniontown, OH (US)

|                 |         |                   |                         |
|-----------------|---------|-------------------|-------------------------|
| D648,027 S      | 11/2011 | Vancelette et al. |                         |
| D765,851 S *    | 9/2016  | Early .....       | A61B 17/8061<br>D24/155 |
| D780,925 S      | 3/2017  | DaCosta           |                         |
| D786,436 S *    | 5/2017  | Kohler .....      | D24/155                 |
| 10,368,928 B2 * | 8/2019  | Lueth .....       | A61B 17/8057            |
| D860,456 S      | 9/2019  | Buchanan et al.   |                         |
| D874,003 S *    | 1/2020  | DaCosta .....     | D24/155                 |
| D874,004 S      | 1/2020  | DaCosta et al.    |                         |
| D874,650 S      | 2/2020  | Horan et al.      |                         |

(73) Assignee: **Paragon 28, Inc.**, Englewood, CO (US)

(Continued)

(\*\*) Term: **15 Years**

*Primary Examiner* — Charles D Hanson

(21) Appl. No.: **29/789,518**

(74) *Attorney, Agent, or Firm* — Heslin Rothenberg  
Farley & Mesiti P.C.

(22) Filed: **Sep. 28, 2021**

(57) **CLAIM**

**Related U.S. Application Data**

The ornamental design for a bone plate, as shown and described.

(63) Continuation of application No. 29/769,863, filed on Feb. 8, 2021, now Pat. No. Des. 932,012, which is a continuation of application No. 29/743,205, filed on Jul. 20, 2020, now Pat. No. Des. 910,181, which is a continuation of application No. 29/679,839, filed on Feb. 11, 2019, now Pat. No. Des. 891,617.

**DESCRIPTION**

(51) **LOC (13) Cl.** ..... **24-03**

(52) **U.S. Cl.**  
USPC ..... **D24/155**

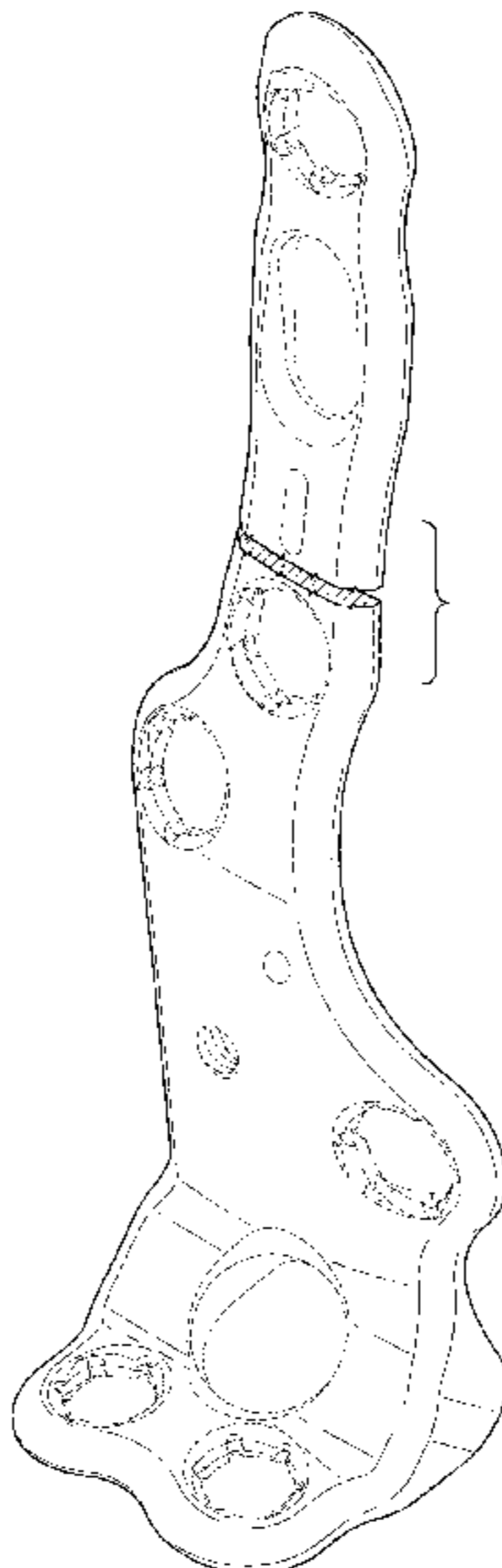
(58) **Field of Classification Search**  
USPC ..... D24/155  
CPC ..... A61B 17/8061; A61B 17/7059; A61B 17/8052; A61B 17/8605; A61B 17/8085; A61B 17/809; A61B 17/8014; A61B 17/8033; A61B 17/8004; A61B 17/888; A61B 17/842; A61B 17/8023; A61B 17/8009; A61B 17/86; A61B 17/1739; A61B 17/8066; A61B 17/1671; A61B 17/1757; A61B 17/8071; A61B 17/176; A61B 2017/1782; A61B 2017/1775

See application file for complete search history.

FIG. 1 is a front, top perspective view of a bone plate comprising the new design;  
FIG. 2 is a back, bottom perspective view of the design of FIG. 1;  
FIG. 3 is a front elevational view of the design of FIG. 1;  
FIG. 4 is a back elevational view of the design of FIG. 1;  
FIG. 5 is a right elevational view of the design of FIG. 1;  
FIG. 6 is a left elevational view of the design of FIG. 1;  
FIG. 7 is a top view of the design of FIG. 1; and,  
FIG. 8 is a bottom view of the design of FIG. 1.

The broken lines shown in the figures are directed to the environment and are for illustrative purposes only; the broken lines form no part of the claimed bone plate invention. The bone plate of FIGS. 1-8 is shown broken away along its length to indicate indeterminate length thereof, and the appearance broken away form no part of the claimed design.

**1 Claim, 6 Drawing Sheets**



(56)

**References Cited**

U.S. PATENT DOCUMENTS

D931,462 S \* 9/2021 Zenker ..... D24/155  
D932,012 S \* 9/2021 DaCosta ..... D24/155  
D932,013 S \* 9/2021 Dacosta ..... D24/155  
11,197,682 B2 \* 12/2021 Langdale ..... A61B 17/725  
2010/0274293 A1 10/2010 Terrill et al.  
2014/0066996 A1 3/2014 Price et al.

\* cited by examiner

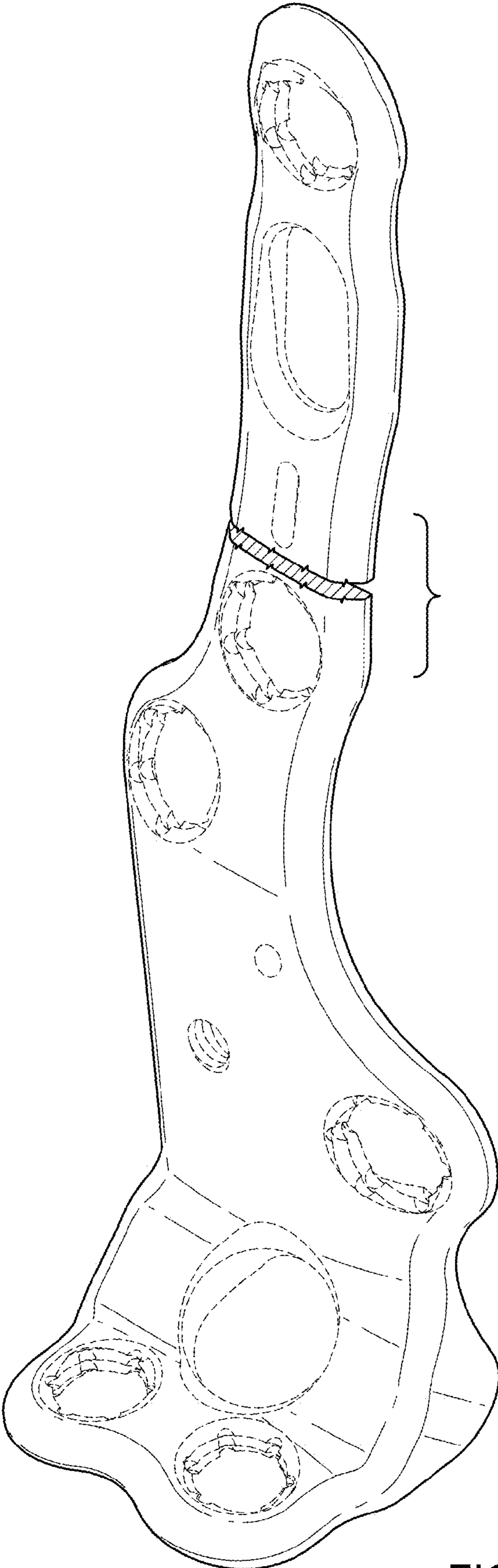


FIG. 1

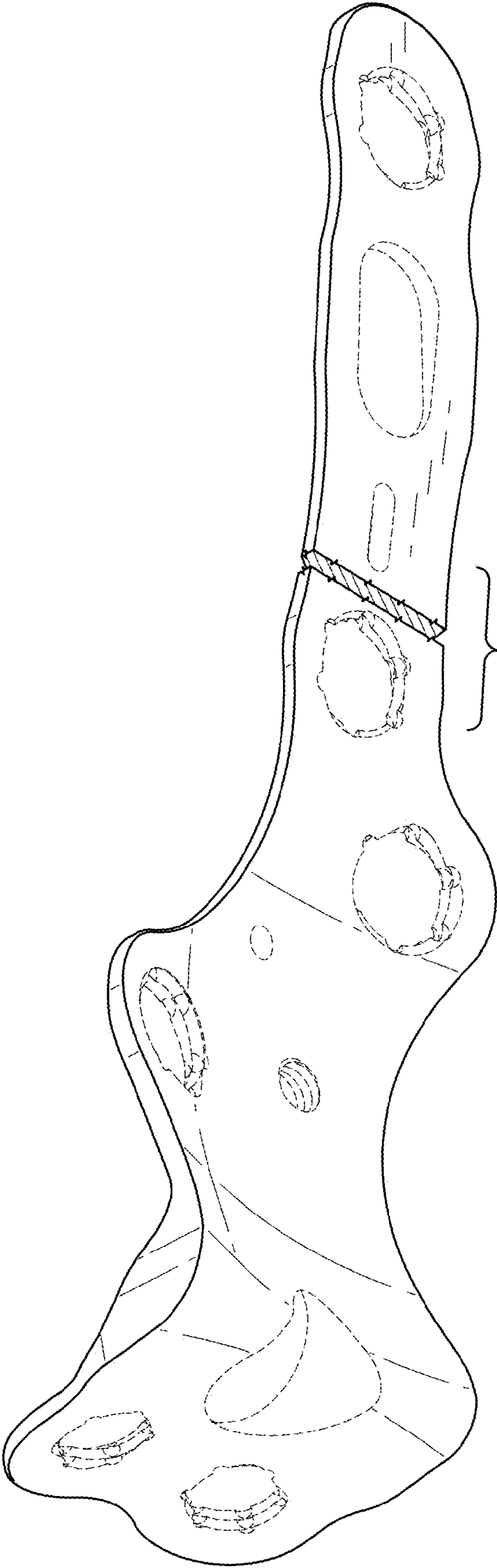


FIG. 2

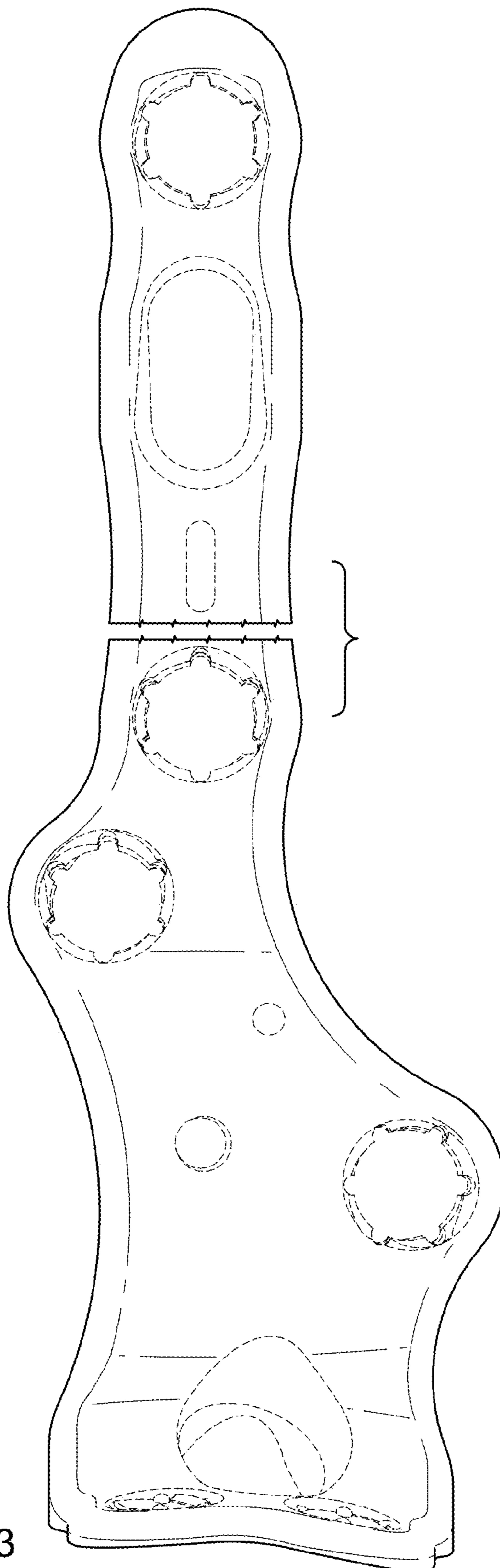


FIG. 3

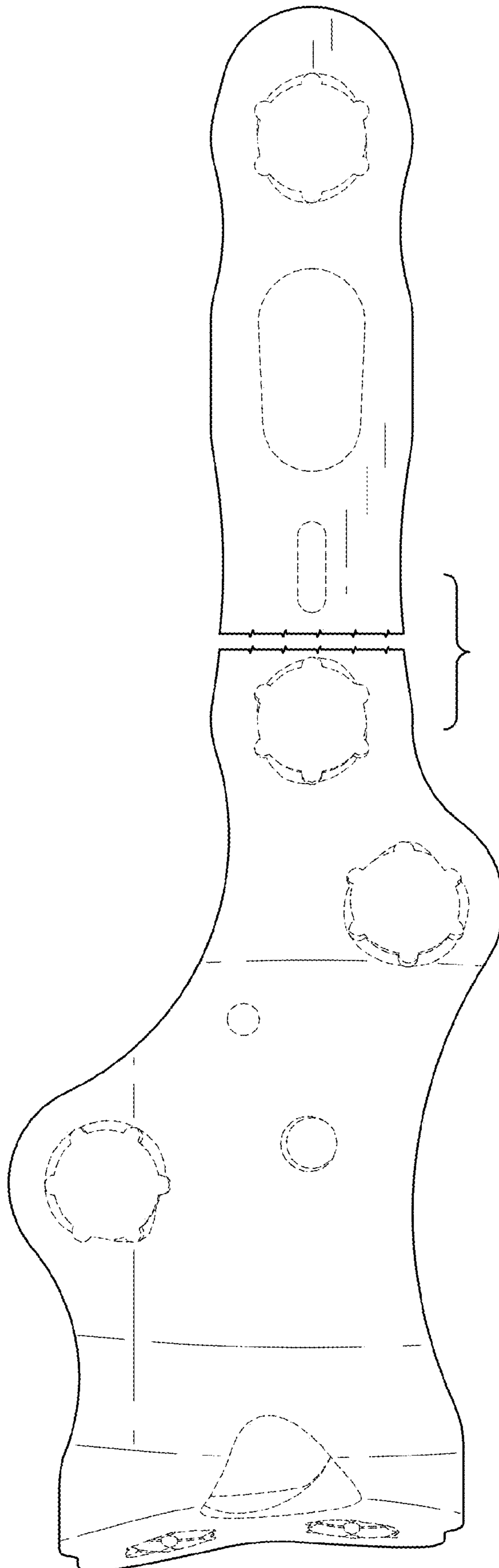


FIG. 4

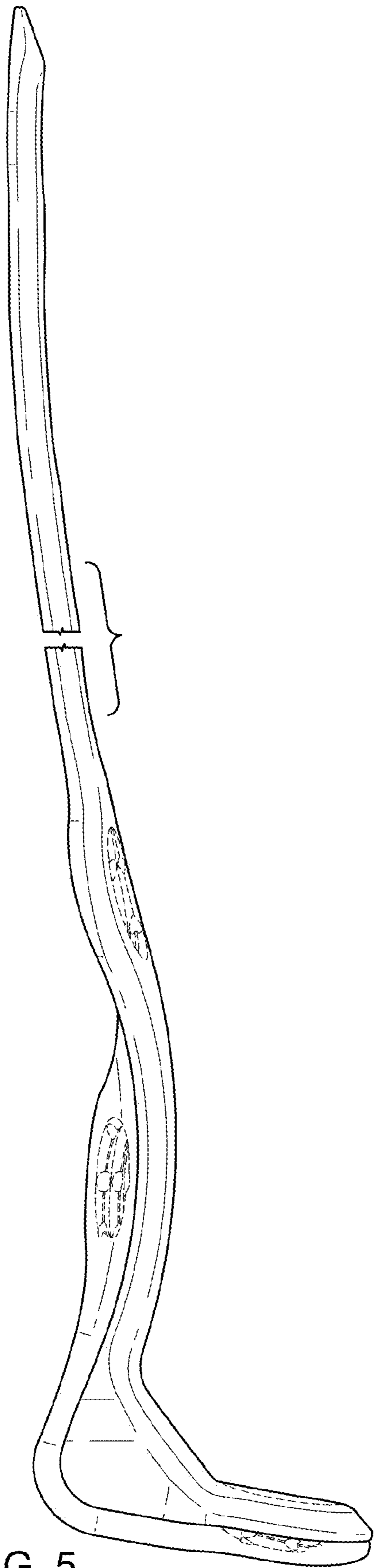


FIG. 5

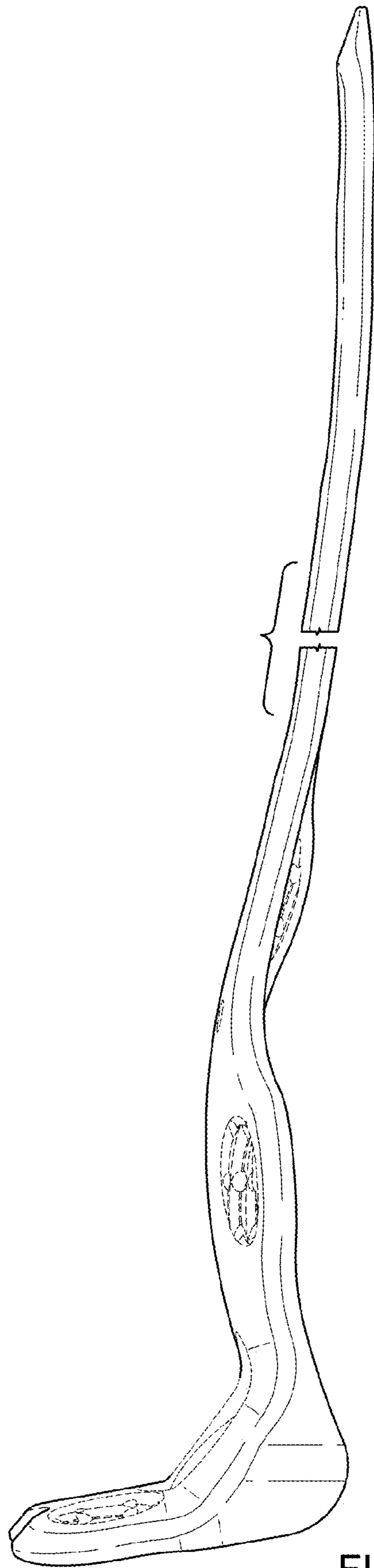


FIG. 6

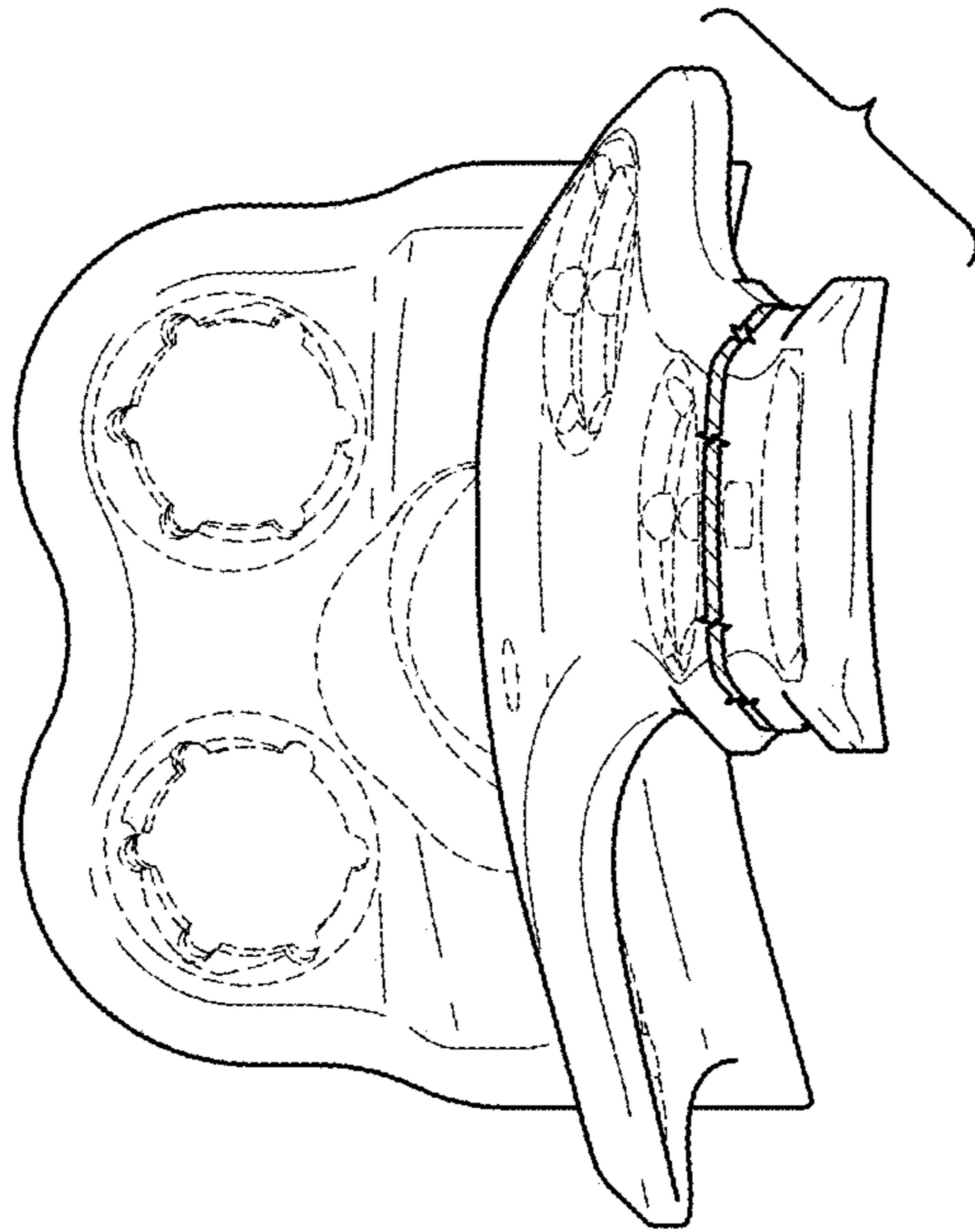


FIG. 7

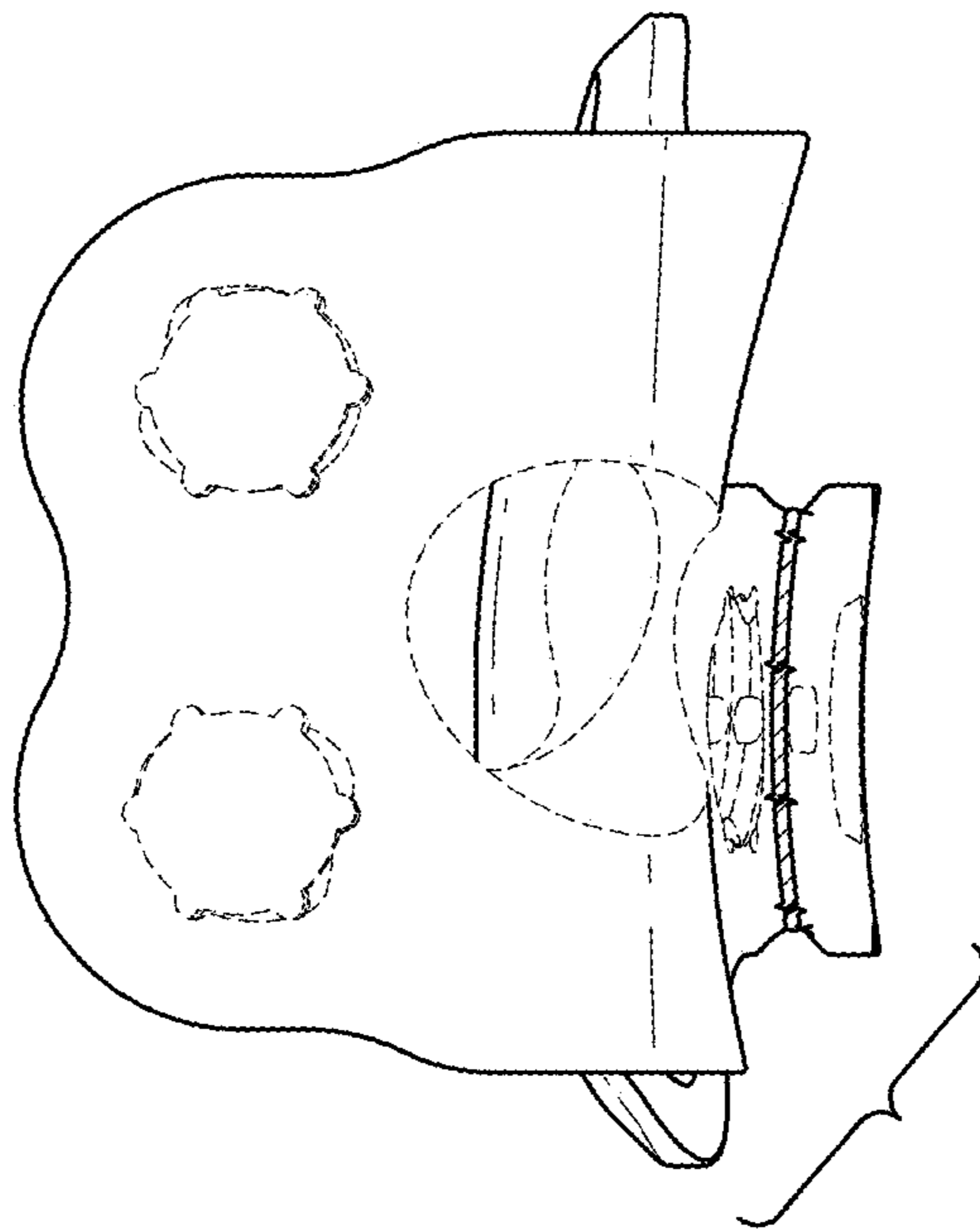


FIG. 8