



US00D952150S

(12) **United States Design Patent** (10) **Patent No.:** **US D952,150 S**
Yang (45) **Date of Patent:** **** May 17, 2022**

(54) **EAR PICK**

FOREIGN PATENT DOCUMENTS

(71) Applicant: **Kun Yang**, Changzhi (CN)

CN 201830659868.1 * 4/2019

(72) Inventor: **Kun Yang**, Changzhi (CN)

OTHER PUBLICATIONS

(**) Term: **15 Years**

Amazon, "JIANYI Ear Pick", first available Mar. 4, 2019. (https://www.amazon.com/JIANYI-Curette-Removal-Cleaning-Included/dp/B07P9PQD33/ref=psdc_3779891_t3_B07Y2XXQYQ) (Year: 2019).*

(21) Appl. No.: **29/779,521**

(Continued)

(22) Filed: **Apr. 20, 2021**

(51) **LOC (13) Cl.** **24-02**

Primary Examiner — Samantha Q Lawrence

(52) **U.S. Cl.**

Assistant Examiner — Justin A Johnson

USPC **D24/154**

(58) **Field of Classification Search**

USPC D4/100, 101, 102, 103, 119, 120, 199;
D24/119, 127, 133, 135, 141, 151, 154,
D24/173, 231, 232; D28/58, 99
CPC A46B 5/00; A46B 5/0004; A46B 5/0016;
A46B 5/026; A46B 7/10; A46B 13/001;
A46B 13/02; A46B 13/023; A46B 13/08;
A46B 2200/1006; A46B 2200/30; A61B
2018/00327; A61Q 90/00; A61F 11/00;
A61F 11/006

(57) **CLAIM**

The ornamental design for an ear pick, as shown and described.

See application file for complete search history.

DESCRIPTION

FIG. 1 is a perspective view of an ear pick showing my new design;
FIG. 2 is another perspective view thereof;
FIG. 3 is a front elevational view thereof;
FIG. 4 is a rear elevational view thereof;
FIG. 5 is a left side elevational view thereof;
FIG. 6 is a right side elevational view thereof;
FIG. 7 is a top plan view thereof;
FIG. 8 is a bottom plan view thereof;
FIG. 9 is a perspective view of the ear pick where the ear pick is in a use state; and,
FIG. 10 is an enlarged view of portion 10 shown in FIG. 1. The even length broken lines immediately adjacent to the shaded areas depict the bounds of the claimed design, while all other even length broken lines are directed to environment. In addition, the dot-dash broken lines illustrate enlarged portions of the design. None of the broken lines forms part of the claimed design.

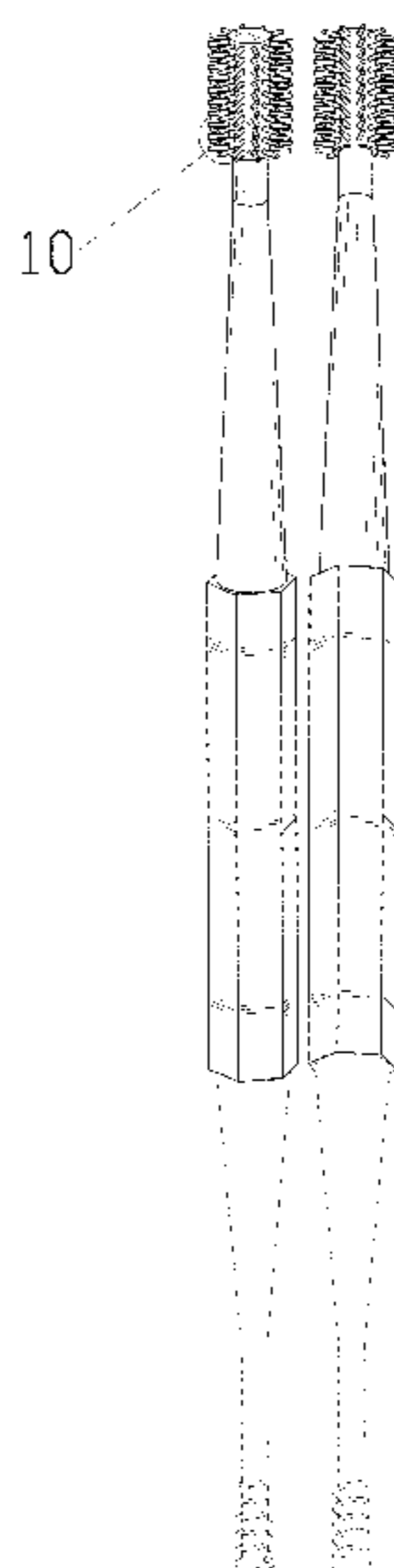
(56) **References Cited**

U.S. PATENT DOCUMENTS

D320,076 S * 9/1991 Guthrie D24/154
6,033,417 A * 3/2000 Tseng A61F 11/006
606/106
6,295,681 B1 * 10/2001 Dolah A46B 13/001
15/101
D743,173 S * 11/2015 Sohn D4/101
D780,455 S * 3/2017 Kandemir D4/101
D834,322 S * 11/2018 Sohn D4/101
D846,025 S 4/2019 Chun
D914,203 S * 3/2021 Aagaard D24/119
D917,886 S * 5/2021 Ma A46B 7/04
D4/100
D921,291 S * 6/2021 Zhang A46D 3/00
D28/35

(Continued)

1 Claim, 10 Drawing Sheets



(56)

References Cited

U.S. PATENT DOCUMENTS

D928,512 S * 8/2021 King A46B 13/001
D4/116
D935,186 S * 11/2021 Wansooriya Mudiyansele
A61F 11/006
D4/100
2006/0179593 A1* 8/2006 Okamura A46B 7/04
15/167.1
2011/0314624 A1* 12/2011 Kubo A46D 3/00
15/167.1

OTHER PUBLICATIONS

Amazon, "Ear Wax Remover, MEXITOP", first available Jun. 18, 2019. (<https://www.amazon.com/Turbofan-Structure-One-Piece-BlackGold-Irrigation/dp/B07V4DWM7Z>) (Year: 2019).*

Amazon, "KDO Q-Grips Earwax Remover", first available Jun. 11, 2020. (https://www.amazon.com/Q-Grips-Ear-Wax-Removal-Tool-Silicone-Reusable-Replacement/dp/B08BFBJVC/ref=psdc_3779891_t4_B07Y2XXQYQ) (Year: 2020).*

Amazon, "BEBIRD A2 Ear Wax Removal", first available May 19, 2020. (<https://www.amazon.com/dp/B0854L4J3Q/?th=1>) (Year: 2020).*

* cited by examiner

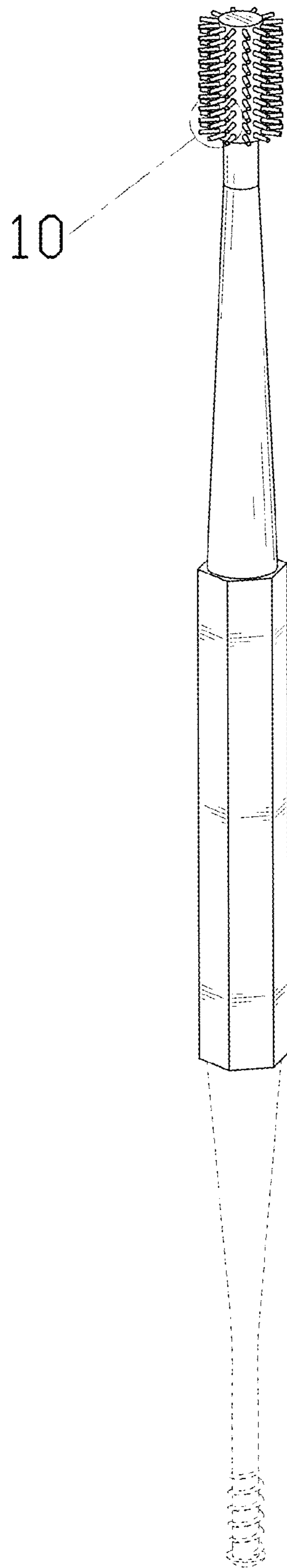


FIG. 1

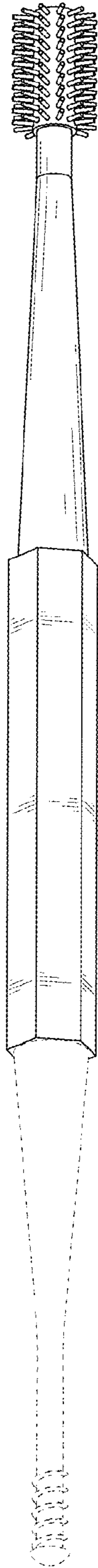


FIG. 2

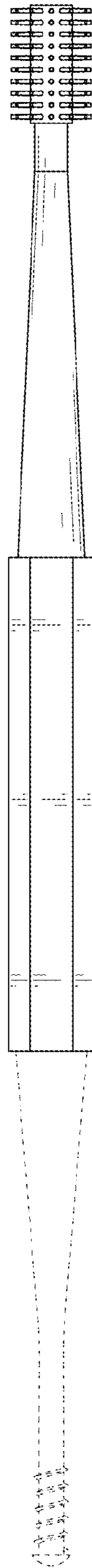


FIG. 3

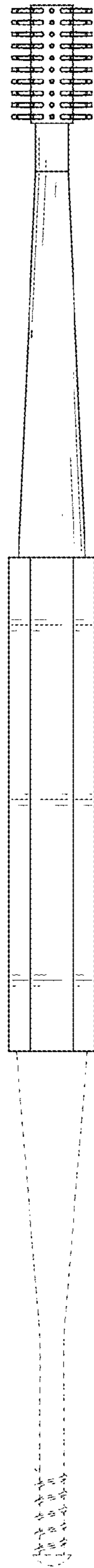


FIG. 4

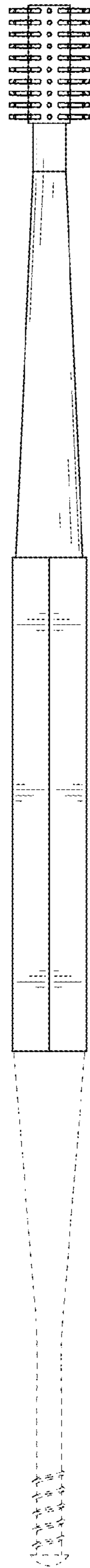


FIG. 5

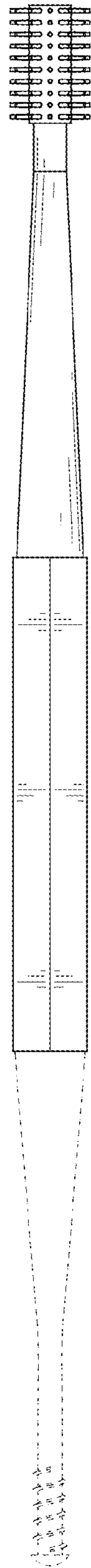


FIG. 6




FIG. 7

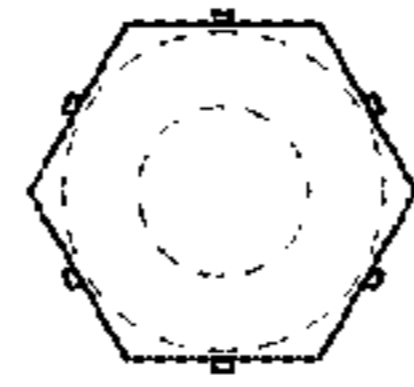


FIG. 8

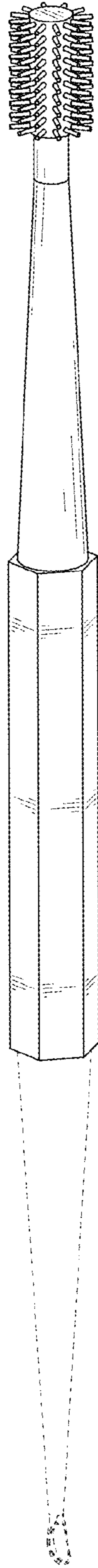


FIG. 9

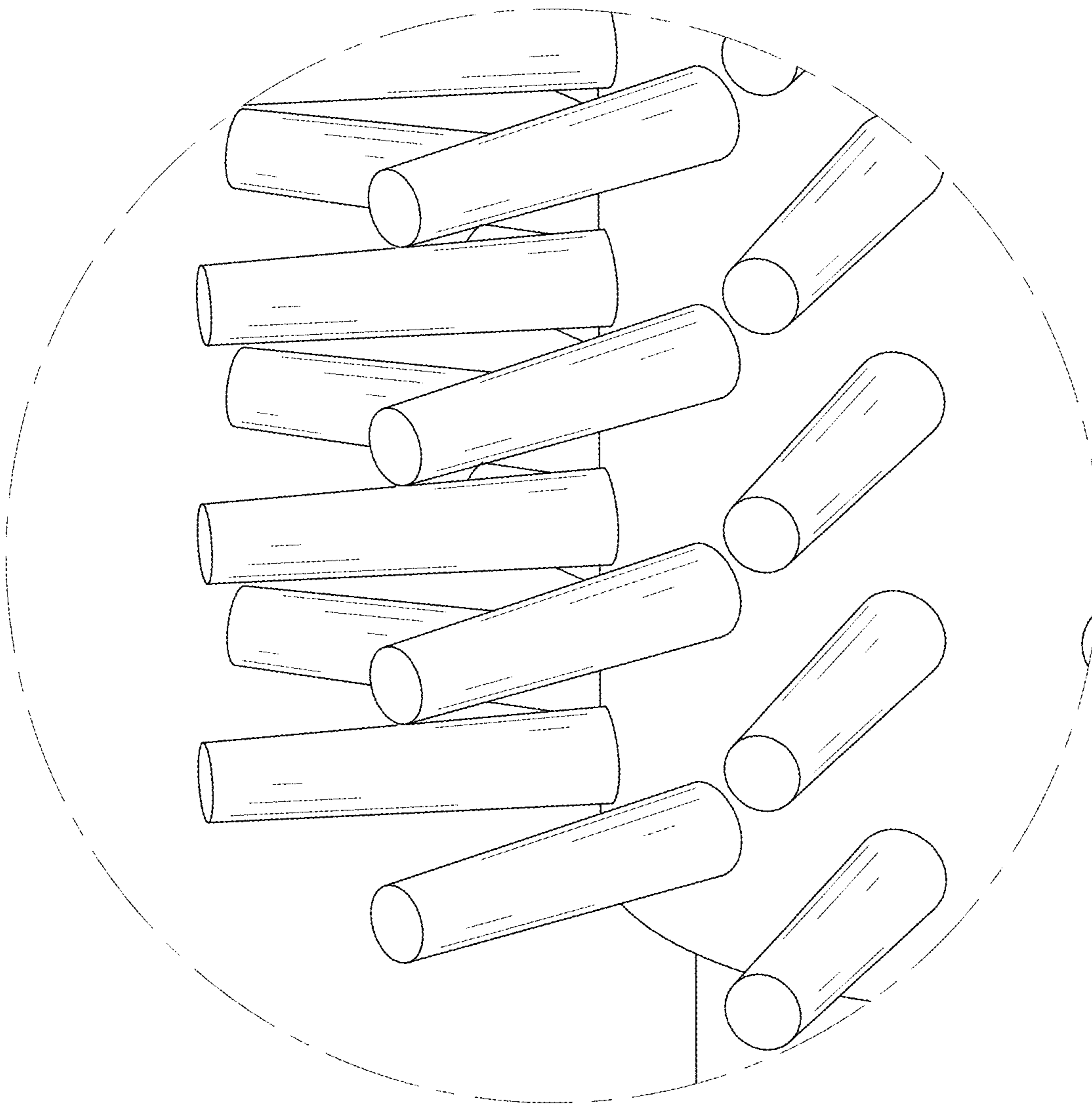


FIG. 10