



US00D952114S

(12) **United States Design Patent** (10) **Patent No.:** **US D952,114 S**  
**Kim et al.** (45) **Date of Patent:** **\*\* May 17, 2022**

(54) **AIR PURIFIER**

OTHER PUBLICATIONS

(71) Applicant: **SAMSUNG ELECTRONICS CO., LTD.**, Suwon-si (KR)

Air Purifiers for Home Large Room, first available Nov. 17, 2019[online], [site visited Jan. 11, 2022]. Available from internet, URL:<<https://www.amazon.com/Purifiers-4-Stage-Eliminator-Fresheners-Apartment/dp/B08XBSJY8M>> (Year: 2022).\*

(72) Inventors: **Tae-Han Kim**, Suwon-si (KR);  
**Kang-Doo Kim**, Suwon-si (KR);  
**Seung-Mok Lee**, Suwon-si (KR);  
**Min-Kyung Choi**, Suwon-si (KR)

(Continued)

*Primary Examiner* — Barbara Fox

*Assistant Examiner* — Jamaal Rasheed

(73) Assignee: **SAMSUNG ELECTRONICS CO., LTD.**, Gyeonggi-Do (KR)

(74) *Attorney, Agent, or Firm* — Cantor Colburn LLP

(\*\*) Term: **15 Years**

(57) **CLAIM**

The ornamental design for an air purifier, as shown and described.

(21) Appl. No.: **29/737,894**

**DESCRIPTION**

(22) Filed: **Jun. 12, 2020**

FIG. 1 is a front perspective view of an air purifier, showing our new design;

(30) **Foreign Application Priority Data**

FIG. 2 is a front view thereof;

Dec. 13, 2019 (KR) ..... 30-2019-0060612

FIG. 3 is a rear view thereof;

(51) **LOC (13) Cl.** ..... **23-04**

FIG. 4 is a left-side view thereof;

(52) **U.S. Cl.**

FIG. 5 is a right-side view thereof;

USPC ..... **D23/364**

FIG. 6 is a top view thereof;

(58) **Field of Classification Search**

FIG. 7 is a bottom view thereof;

USPC ..... D23/356, 359, 364–365, 378, 499

FIG. 8 is a front perspective view of the air purifier in FIG. 1 shown in an alternate configuration;

(Continued)

FIG. 9 is a front view of FIG. 8;

(56) **References Cited**

FIG. 10 is a rear view of FIG. 8;

U.S. PATENT DOCUMENTS

D572,810 S \* 7/2008 Chiu ..... D23/333

D650,473 S \* 12/2011 Petersen ..... D23/364

(Continued)

FIG. 11 is a left-side view of FIG. 8;

FIG. 12 is a right-side view of FIG. 8;

FIG. 13 is a top plan view of FIG. 8;

FIG. 14 is a bottom plan view of FIG. 8;

FIG. 15 is an enlarged view of the encircled portion 15 in FIG. 1; and,

FIG. 16 is an enlarged view of the encircled portion 16 in FIG. 8.

FOREIGN PATENT DOCUMENTS

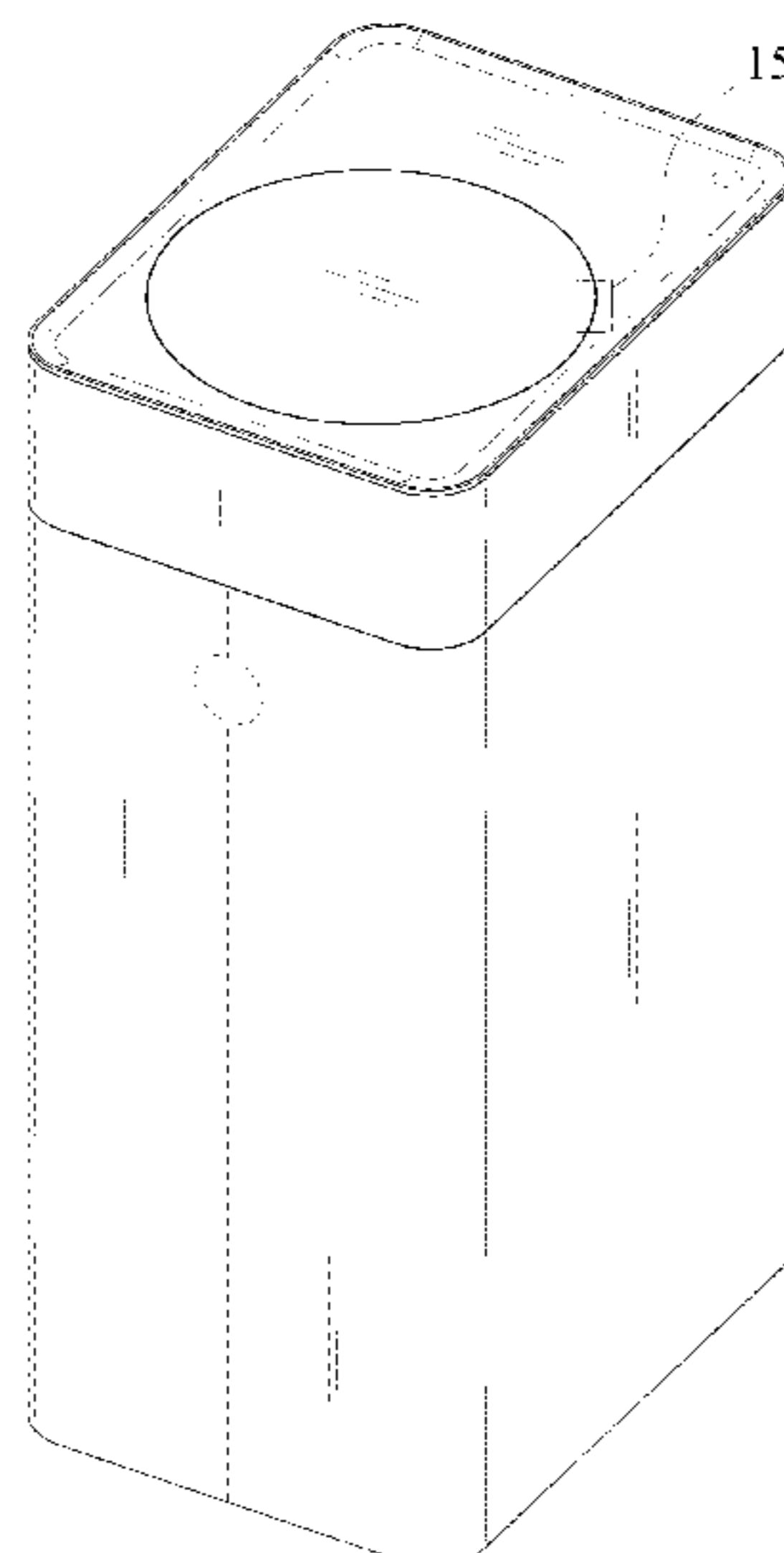
CN 303827684 S 8/2016

CN 304409180 S 12/2017

(Continued)

The even-dash broken lines illustrating portions of the air purifier form no part of the claimed design. The dot-dash broken lines encircling enlargement portions of the air purifier form no part of the claimed design.

**1 Claim, 16 Drawing Sheets**



(58) **Field of Classification Search**

CPC ..... F24F 1/029; F24F 1/035; F24F 1/0287;  
F24F 6/06; F24F 6/14; F24F 13/06; B05B  
17/06

See application file for complete search history.

(56) **References Cited**

U.S. PATENT DOCUMENTS

D840,012 S \* 2/2019 Zhou ..... D23/359  
D870,873 S \* 12/2019 Chen ..... D23/356  
D898,175 S \* 10/2020 Liu ..... D23/356  
D903,844 S \* 12/2020 Chen ..... D23/356  
D936,200 S \* 11/2021 Yang ..... D23/364  
2018/0299142 A1 \* 10/2018 Myeong ..... F24F 1/0358

FOREIGN PATENT DOCUMENTS

CN 306113495 \* 10/2020  
JP D1410831 S 4/2011  
JP D1605046 S 5/2018  
KR 300994830 S 2/2019

OTHER PUBLICATIONS

LEVOIT Cool Mist Humidifier, first available Jun. 12, 2018[online],  
[site visited Jan. 12, 2022]. Available from internet, URL:<<https://www.amazon.com/LEVOIT-Cool-Mist-Humidifier-Large-Capacity/dp/B07C96NK8P>> (Year: 2018).\*

\* cited by examiner

FIG. 1

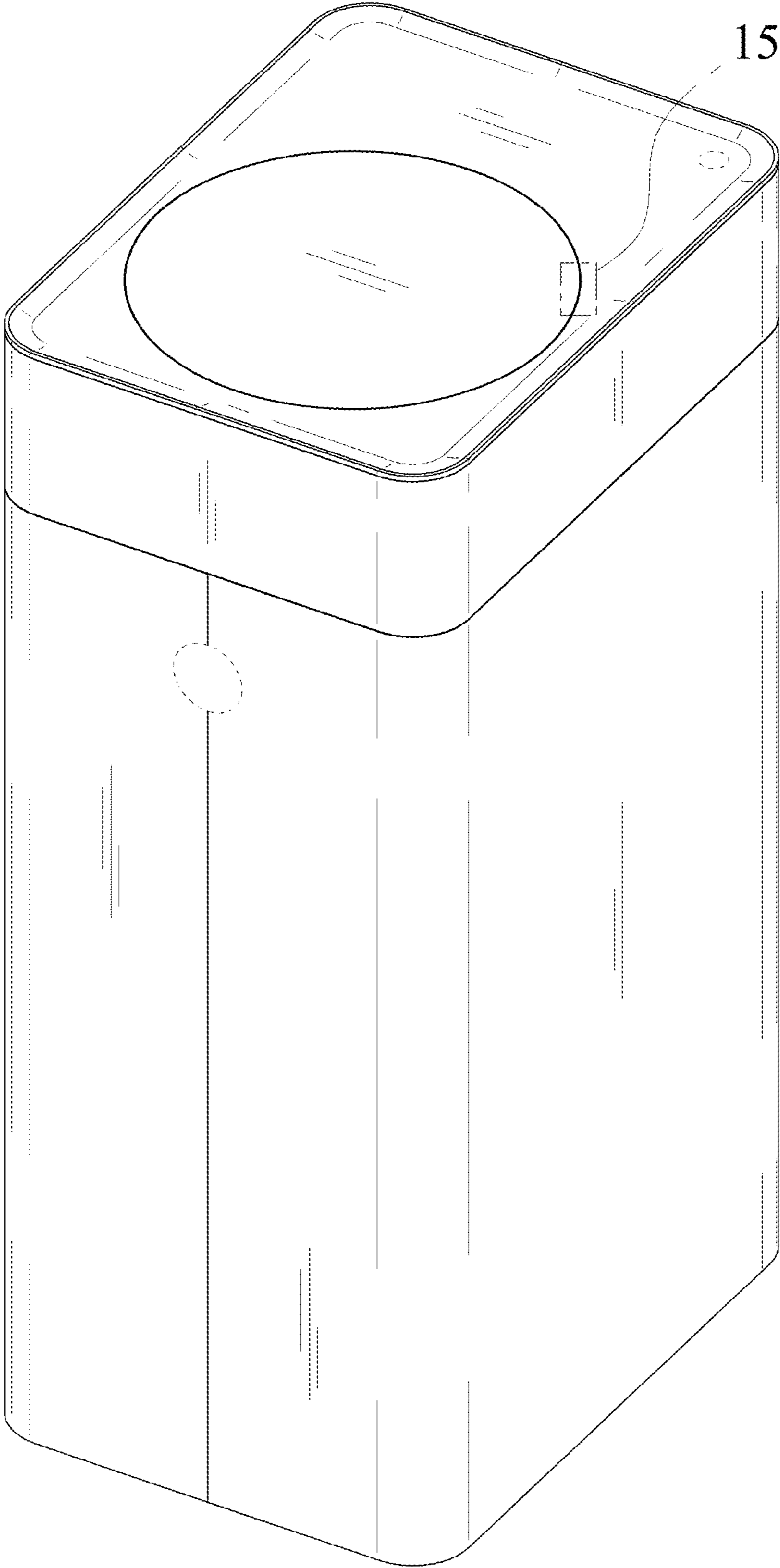


FIG. 2




FIG. 3




FIG. 4




FIG. 5






FIG. 6

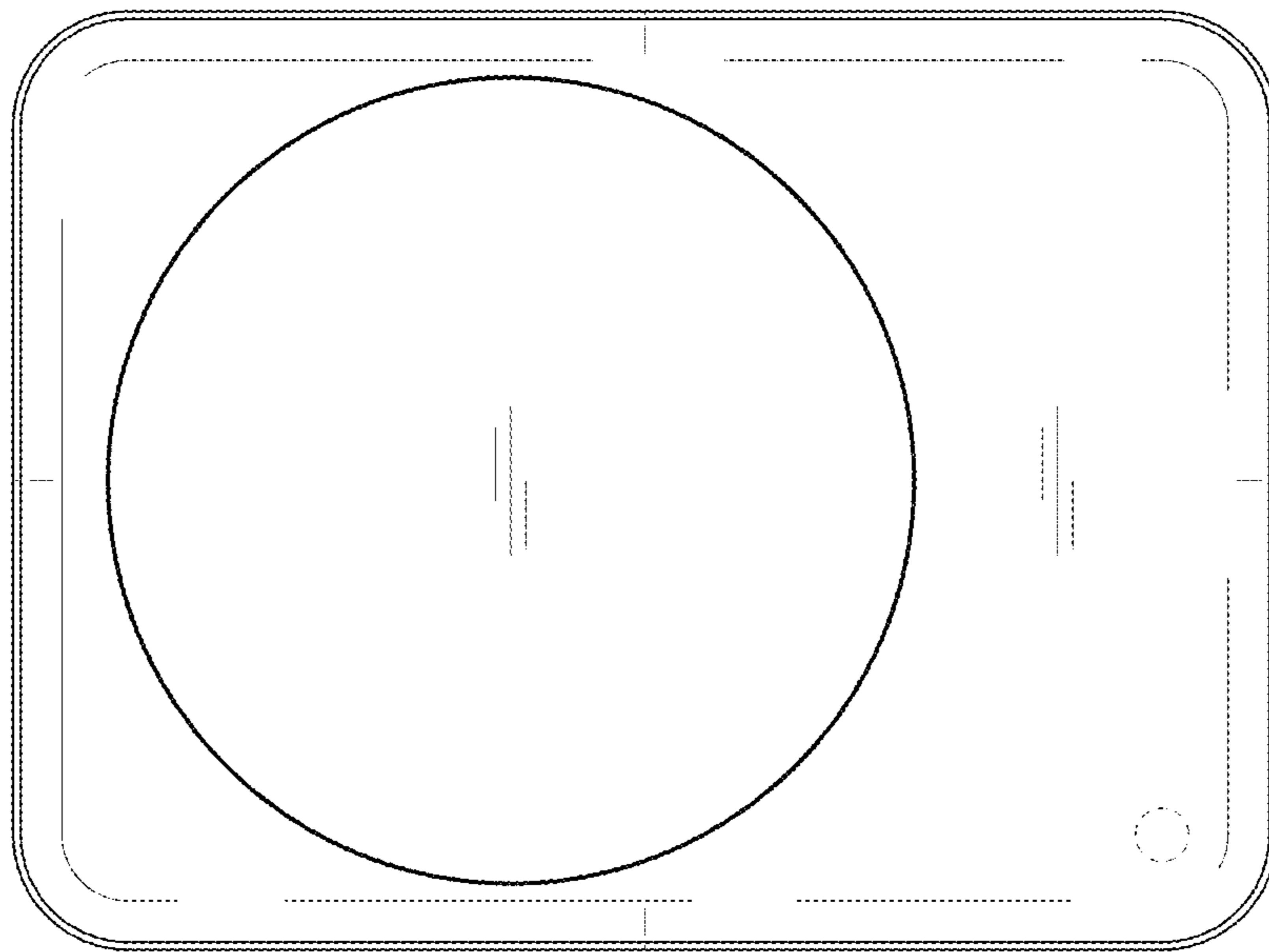




FIG. 7




FIG. 8

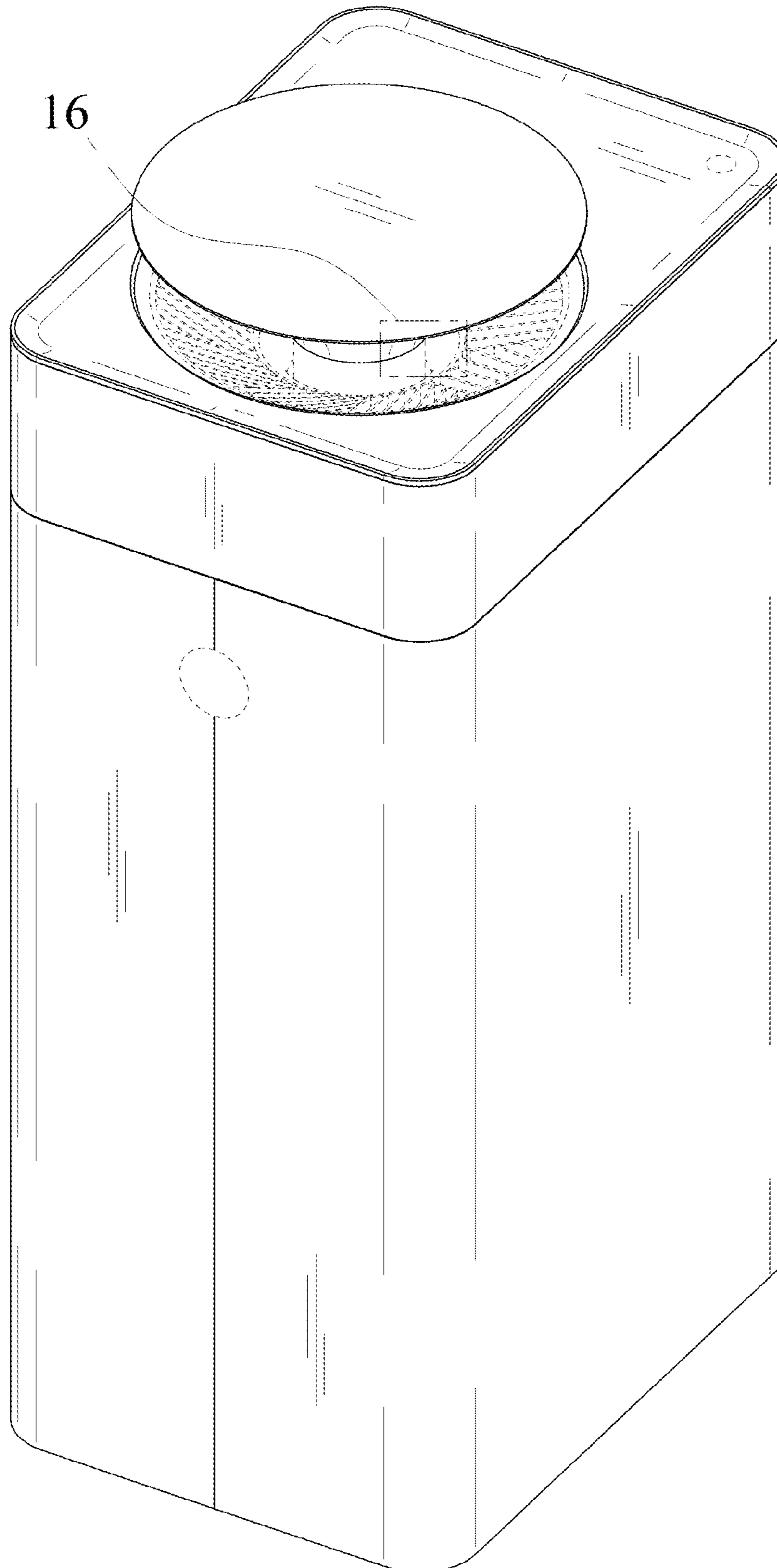


FIG. 9




FIG. 10




FIG. 11




FIG. 12




FIG. 13

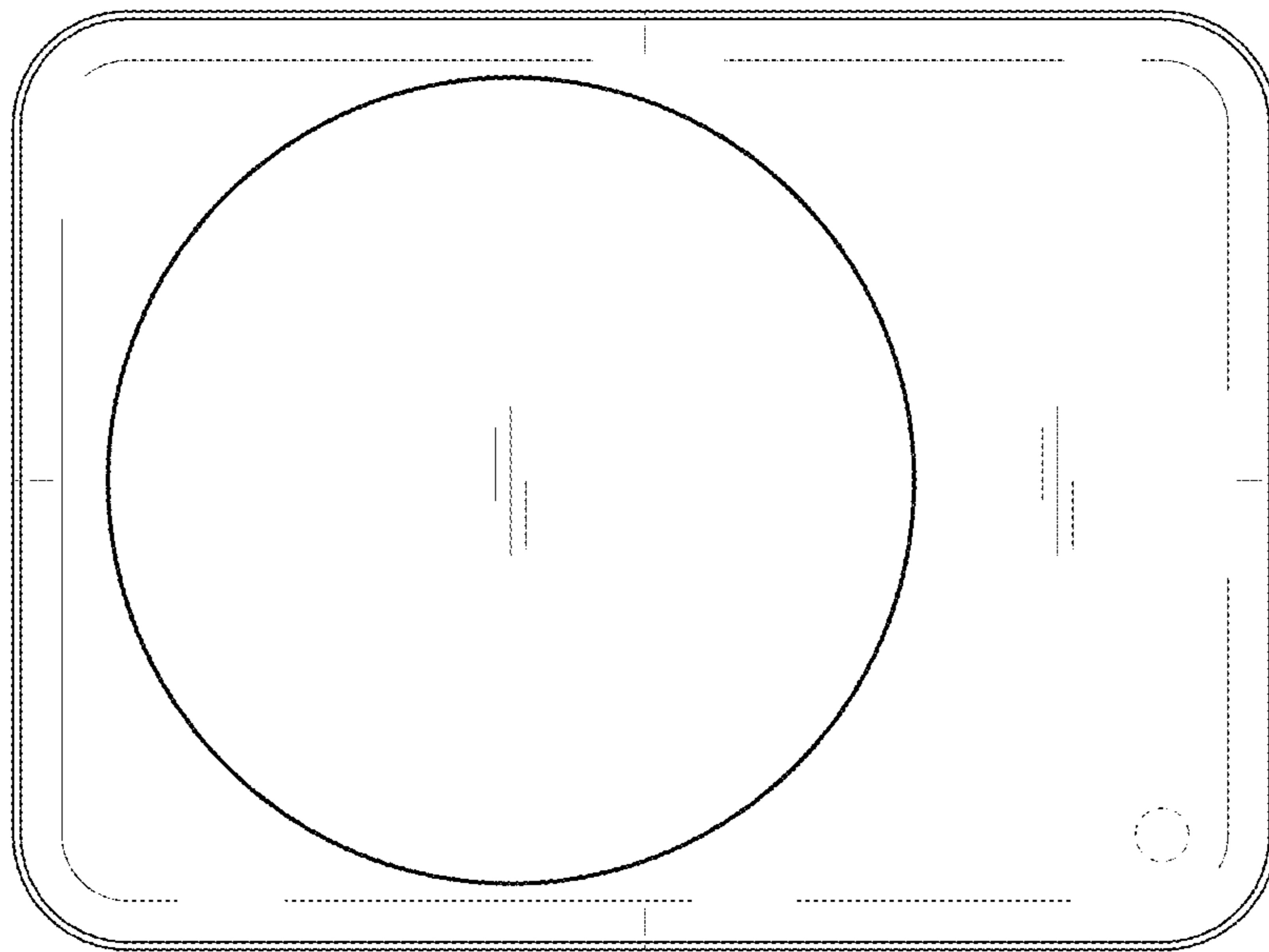




FIG. 14




FIG. 15

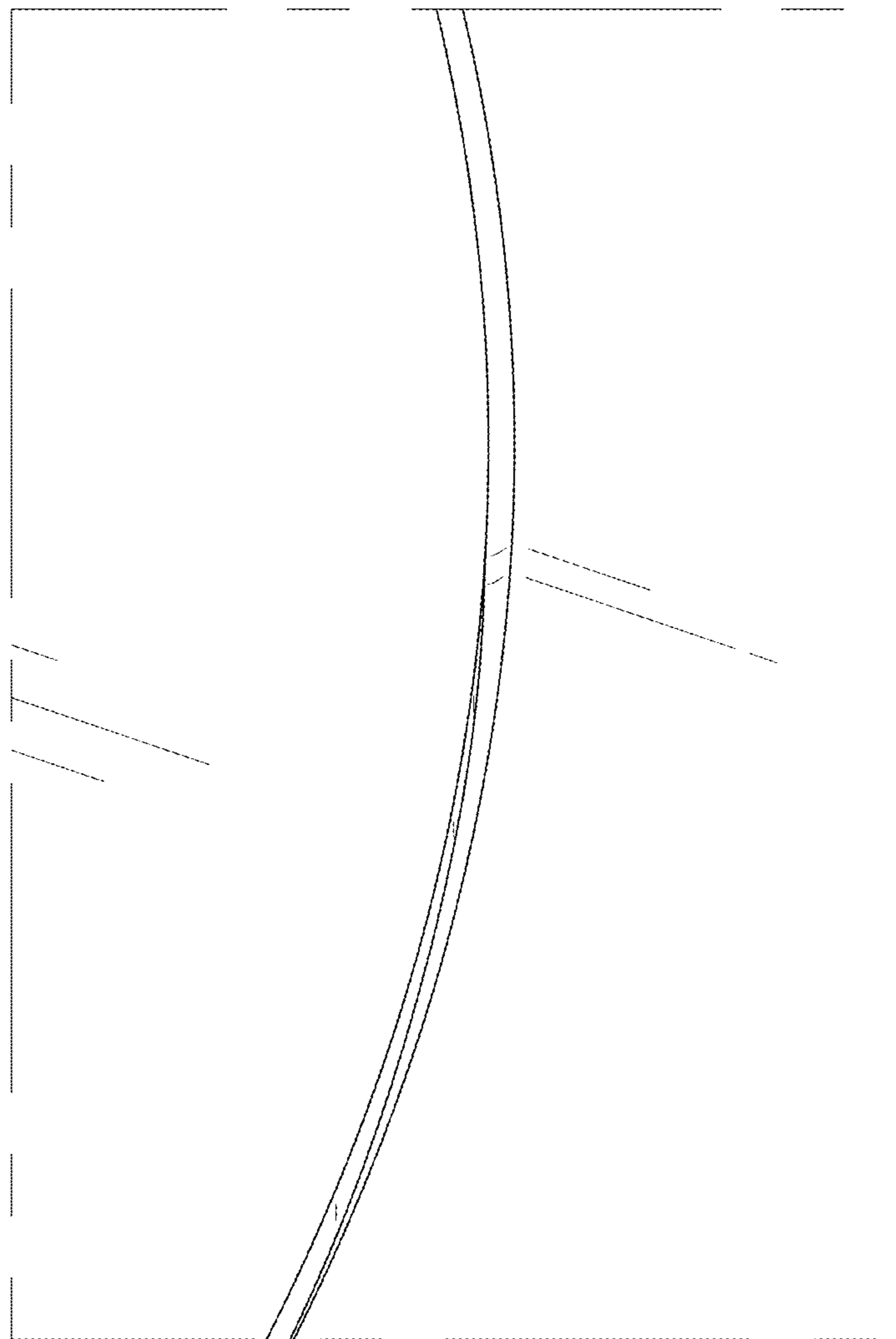


FIG. 16

