



US00D952065S

(12) **United States Design Patent**
Zhang

(10) **Patent No.:** **US D952,065 S**

(45) **Date of Patent:** **** May 17, 2022**

(54) **STEPPER**

(71) Applicant: **YIWU ZHUYANG SPORTING GOODS CO., LTD.**, Yiwu (CN)

(72) Inventor: **Jinshui Zhang**, Yiwu (CN)

(73) Assignee: **YIWU ZHUYANG SPORTING GOODS CO., LTD.**, Yiwu (CN)

(**) Term: **15 Years**

(21) Appl. No.: **29/786,254**

(22) Filed: **May 30, 2021**

(51) **LOC (13) Cl.** **21-02**

(52) **U.S. Cl.**
USPC **D21/671**

(58) **Field of Classification Search**
USPC D21/671, 685, 686, 688, 670, 662;
482/142, 111, 52, 80
CPC A63B 23/0458; A63B 26/003; A63B
2208/0204; A63B 2225/62; A61H
2201/1284
See application file for complete search history.

(56) **References Cited**

U.S. PATENT DOCUMENTS

4,279,415	A *	7/1981	Katz	A63B 69/0035
					482/80
D277,220	S *	1/1985	Herburger	D21/668
5,656,000	A *	8/1997	Russell	A63B 69/0035
					482/52
D390,020	S *	2/1998	Huang	D6/349
D505,985	S *	6/2005	Carbonero	D21/688
D574,043	S *	7/2008	Chen	D21/688
D629,052	S *	12/2010	Babiarz	D21/662
D630,274	S *	1/2011	Babiarz	D21/686
D681,138	S *	4/2013	Hodgkins	D21/686
D716,065	S *	10/2014	Hubbard, Jr.	D6/349
D736,865	S *	8/2015	Erickson	D21/662
D773,567	S *	12/2016	Chuang		
D779,000	S *	2/2017	Olson	D21/686

D795,364	S	8/2017	Chang		
10,343,011	B1 *	7/2019	Zillich	A63B 21/0442
D875,194	S *	2/2020	Zhou	D21/688
D886,216	S *	6/2020	Chin	D21/688
D942,560	S *	2/2022	Chen	D21/686
D942,565	S *	2/2022	Hu	D21/688
2010/0029443	A1 *	2/2010	Kim	A63B 23/0458
					482/52
2010/0087299	A1 *	4/2010	Babiarz	A63B 21/00069
					482/142
2011/0269603	A1 *	11/2011	Lin	A63B 23/0355
					482/111
2012/0258841	A1 *	10/2012	James	A63B 23/1236
					482/91

(Continued)

OTHER PUBLICATIONS

CanDo by CanDo dated Jun. 9, 2010. Found online [Mar. 23, 2022] https://www.amazon.com/30-1936-Inflatable-Reciprocal-Stepper-Cushion/dp/B00TXW063M/ref=sr_1_4?crd=3TCR7PODH44MF&keywords=inflatable+stepper&qid=1648064784&sprefix=inflatable+stepp%2Caps%2C176&sr=8-4.*

(Continued)

Primary Examiner — Ryan Harvey


(57) **CLAIM**

The ornamental design for a stepper, as shown and described.

DESCRIPTION

FIG. 1 is a perspective view of a stepper showing my new design;
FIG. 2 is another perspective view thereof;
FIG. 3 is a top plan view thereof;
FIG. 4 is a bottom plan view thereof;
FIG. 5 is a left side elevational view thereof;
FIG. 6 is a right side elevational view thereof;
FIG. 7 is a front elevational view thereof; and,
FIG. 8 is a rear elevational view thereof.

1 Claim, 8 Drawing Sheets



(56)

References Cited

U.S. PATENT DOCUMENTS

2015/0133280 A1* 5/2015 Maximillian A63B 26/003
482/142
2018/0064252 A1* 3/2018 Chin A47C 7/14

OTHER PUBLICATIONS

Amazon Search by Amazon dated no date given. Found online [Mar. 23, 2022] https://www.amazon.com/s?k=inflatable+stepper&crd=3TCR7PODH44MF&srefix=inflatable+stepp%2Caps%2C176&ref=nb_sb_noss_2.*

* cited by examiner




FIG. 1




FIG. 2



FIG. 3




FIG. 4




FIG. 5




FIG. 6




FIG. 7

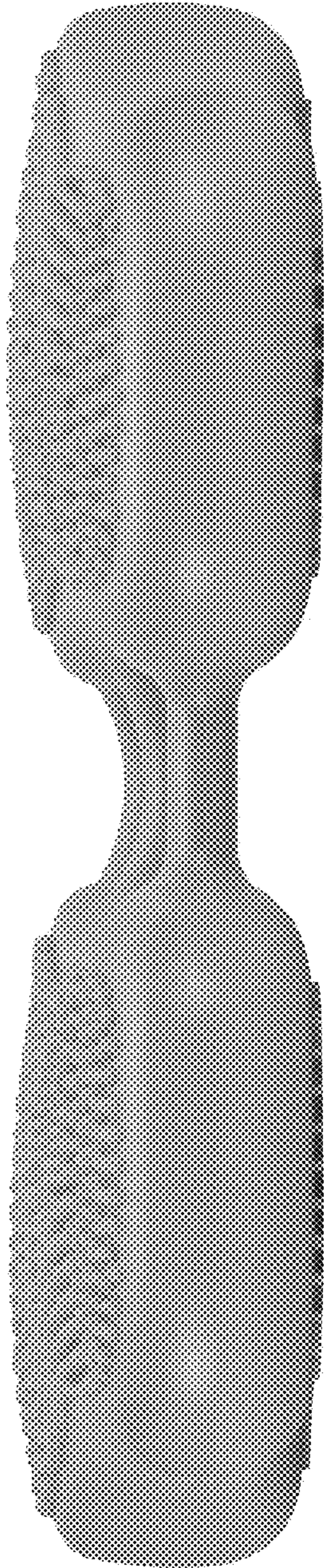


FIG. 8