



US00D952039S

(12) **United States Design Patent** (10) **Patent No.:** **US D952,039 S**  
**Zhong** (45) **Date of Patent:** **\*\* May 17, 2022**

(54) **CHRISTMAS ADVENT CALENDAR HOUSE**

B43L 1/08; B43L 1/04; B43L 5/00; B43L 5/02; G09F 1/12; G09F 15/00; G09F 15/0006; G09F 15/0062; G09F 15/0068; G09F 15/0012; G09F 2007/1834; G09F 2007/1856

(71) Applicant: **Shanghai Pioneer Effort Arts & Crafts Co., Ltd**, Shanghai (CN)

(72) Inventor: **Zhen Zhong**, Shanghai (CN)

See application file for complete search history.

(73) Assignee: **SHANGHAI PIONEER EFFORT ARTS & CRAFTS CO., LTD**, Shanghai (CN)

(56) **References Cited**

U.S. PATENT DOCUMENTS

(\*\*) Term: **15 Years**

D423,062 S \* 4/2000 Hickey ..... D21/511  
D570,907 S \* 6/2008 Masters ..... D19/3  
D656,216 S \* 3/2012 Rubel ..... D22/122  
D788,849 S \* 6/2017 Beckman ..... D19/24  
D930,483 S \* 9/2021 Smith, Jr. .... D9/636

(21) Appl. No.: **29/756,012**

(22) Filed: **Oct. 23, 2020**

\* cited by examiner

(51) **LOC (13) Cl.** ..... **19-03**

*Primary Examiner* — Abraham Bahta

(52) **U.S. Cl.**  
USPC ..... **D19/24**

(57) **CLAIM**

(58) **Field of Classification Search**  
USPC ..... D19/1-12, 20-34, 75-77, 86, 59, 91, D19/113; 40/124.01-124.15, 726, 40/109-110, 107, 113-118, 358, 649, 40/642.02; 283/2-3; D20/10, 20, 27, 40, D20/15, 43, 39, 41-42; 368/28, 276-278; D10/15, 2-3; 206/214-215; 281/44; 248/148; 211/13.1, 50, 24; D25/140-141

The ornamental design for a Christmas Advent calendar house, as shown and described.


**DESCRIPTION**

CPC .. B42D 15/022; B42D 15/027; B42D 15/045; B42D 15/042; B42D 25/00; B42D 25/20; B42D 25/23; B42D 25/26; B42D 25/29; B42D 25/30; B42D 25/285; B42D 2033/02; B42D 2033/04; B42D 2033/10; B42D 2033/16; B42D 2033/18; B42D 2033/20; B42D 2033/22; B42D 2033/28; B42D 2033/30; B43L 1/00; B43L 1/008;

FIG. 1 is a perspective view of a Christmas Advent calendar house showing my new design;  
FIG. 2 is a front view thereof;  
FIG. 3 is back view thereof;  
FIG. 4 is a right side view thereof;  
FIG. 5 is a left side view thereof;  
FIG. 6 is a bottom view thereof; and,  
FIG. 7 is a top view thereof.

The broken lines in the drawing depict environmental subject matter only and form no part of the claimed design.

**1 Claim, 5 Drawing Sheets**






FIG 1




FIG 2

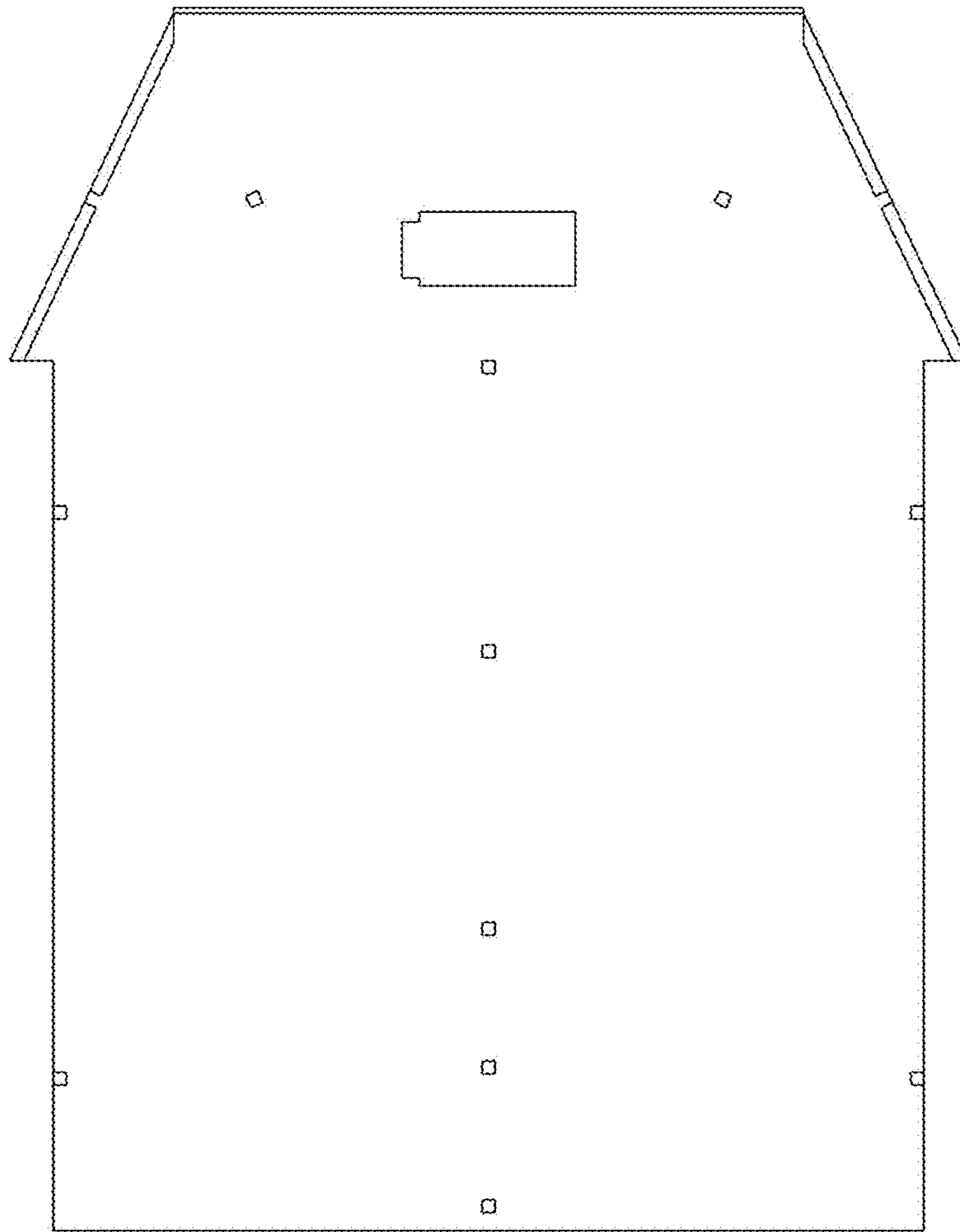


FIG 3

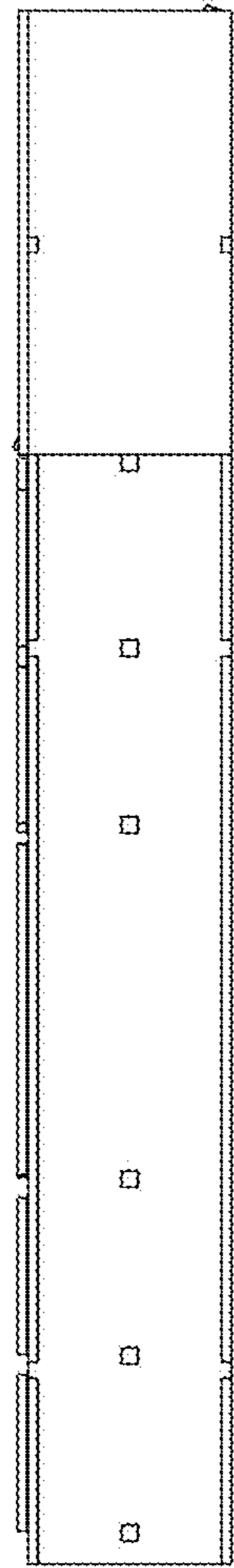


FIG 4

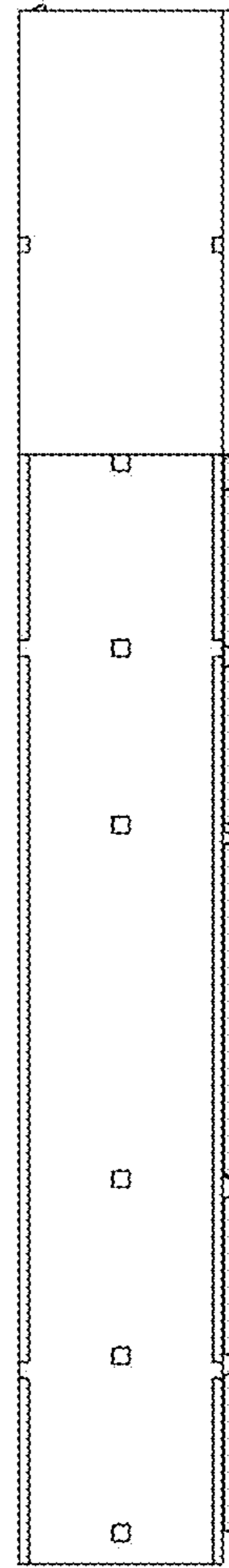


FIG 5




FIG 6




FIG 7