



US00D951980S

(12) **United States Design Patent**
Befort et al.

(10) **Patent No.:** **US D951,980 S**

(45) **Date of Patent:** **** May 17, 2022**

(54) **DISPLAY SCREEN OR PORTION THEREOF WITH GRAPHICAL USER INTERFACE**

(71) Applicant: **The Boeing Company**, Chicago, IL (US)

(72) Inventors: **Kendra L. Befort**, Mesa, AZ (US); **Elaine M. Thorpe**, Huntington Beach, CA (US); **Patrick E. Jochem**, St. Louis, MO (US); **Christopher S. Haver**, Mesa, AZ (US)

(73) Assignee: **The Boeing Company**, Chicago, IL (US)

(**) Term: **15 Years**

(21) Appl. No.: **29/759,505**

(22) Filed: **Nov. 23, 2020**

(51) **LOC (13) Cl.** **14-04**

(52) **U.S. Cl.**
USPC **D14/486**

(58) **Field of Classification Search**
USPC D14/485-495
CPC G01C 23/00; G01C 21/00; G08G 5/0021; G08G 5/0013; G08G 5/025; G06T 2200/24; G06T 2207/10032
See application file for complete search history.

(56) **References Cited**

U.S. PATENT DOCUMENTS

- 6,938,215 B2 * 8/2005 Kobayashi G06F 3/0481 348/333.02
- D570,358 S * 6/2008 Anastasopoulos D14/485
- 8,543,946 B2 * 9/2013 Kethireddy G06F 3/0481 715/863

- D726,208 S * 4/2015 Dorfmann D14/486
- D732,059 S * 6/2015 Andersen D14/487
- D740,842 S * 10/2015 Liu D14/486
- D741,885 S * 10/2015 Gomez D14/486
- D742,394 S * 11/2015 Bouchard D14/485
- D771,120 S * 11/2016 Haskins D14/488
- D793,439 S * 8/2017 MacLean D14/491
- D814,480 S * 4/2018 Muller G16H 30/20 D14/485
- 10,114,381 B2 * 10/2018 Haskins B64D 25/00
- D847,178 S * 4/2019 Kato D14/486
- 10,275,427 B2 * 4/2019 Saptharishi G06F 3/0482
- D876,468 S * 2/2020 Tolentino D14/486
- D879,112 S * 3/2020 Hejazi D14/485
- D882,616 S * 4/2020 Argo D14/486
- D894,935 S * 9/2020 Zhang D14/486
- D896,839 S * 9/2020 Levy D14/492
- D917,537 S * 4/2021 Hackwell D14/486
- D922,428 S * 6/2021 Hackwell D14/487
- 2016/0004374 A1 1/2016 Knueper et al.

* cited by examiner

Primary Examiner — Katherine A Holbrow

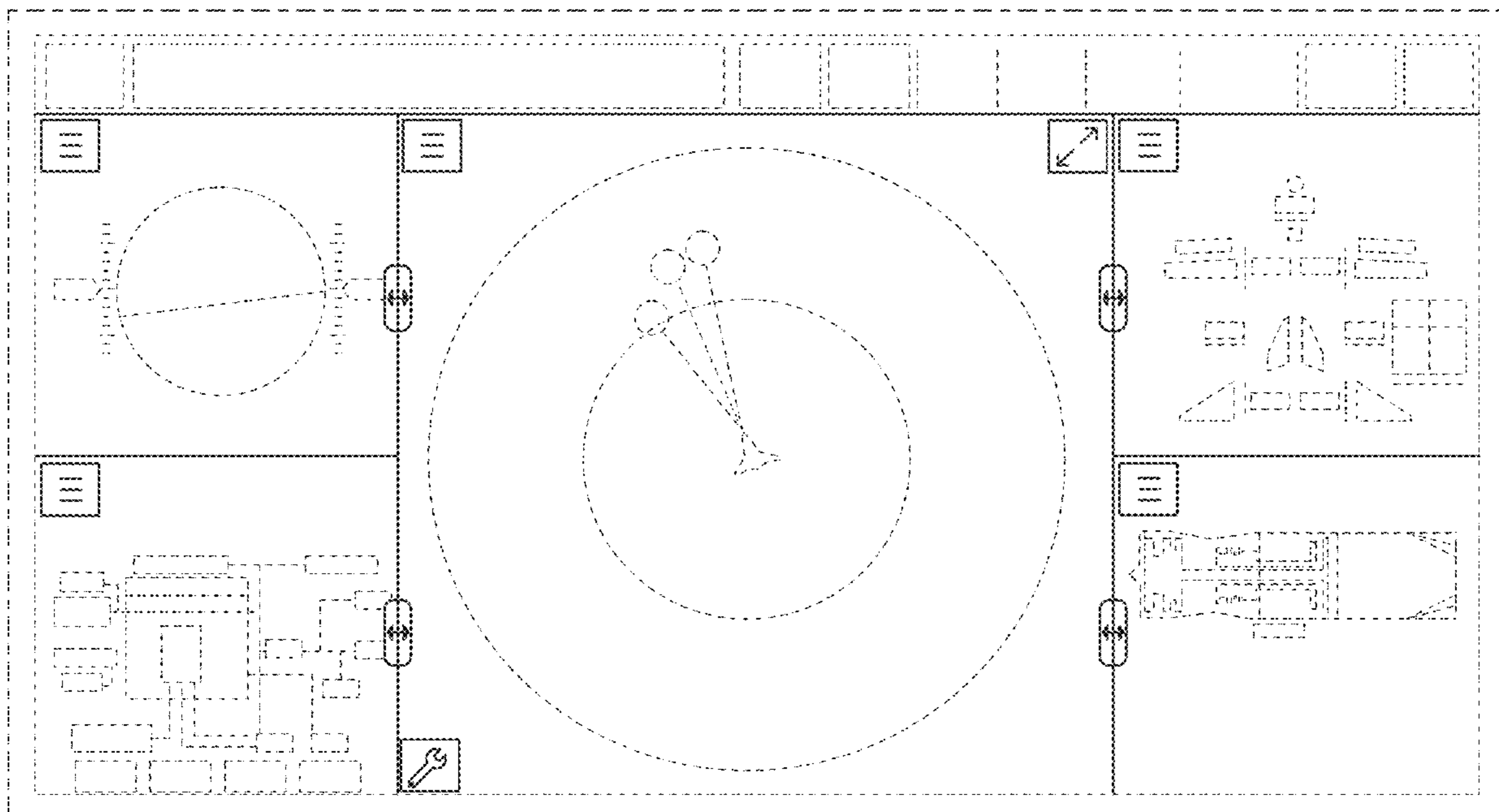
(57) **CLAIM**

The ornamental design for a display screen or portion thereof with graphical user interface, as shown and described.

DESCRIPTION

FIG. 1 is a front view of a display screen or portion thereof with graphical user interface showing our new design; and, FIG. 2 is a front view of a second embodiment thereof. The outermost broken lines in the figures show a display screen or portion thereof, and form no part of the claimed design. The other broken lines in the figures show portions of the graphical user interface that form no part of the claimed design.

1 Claim, 2 Drawing Sheets



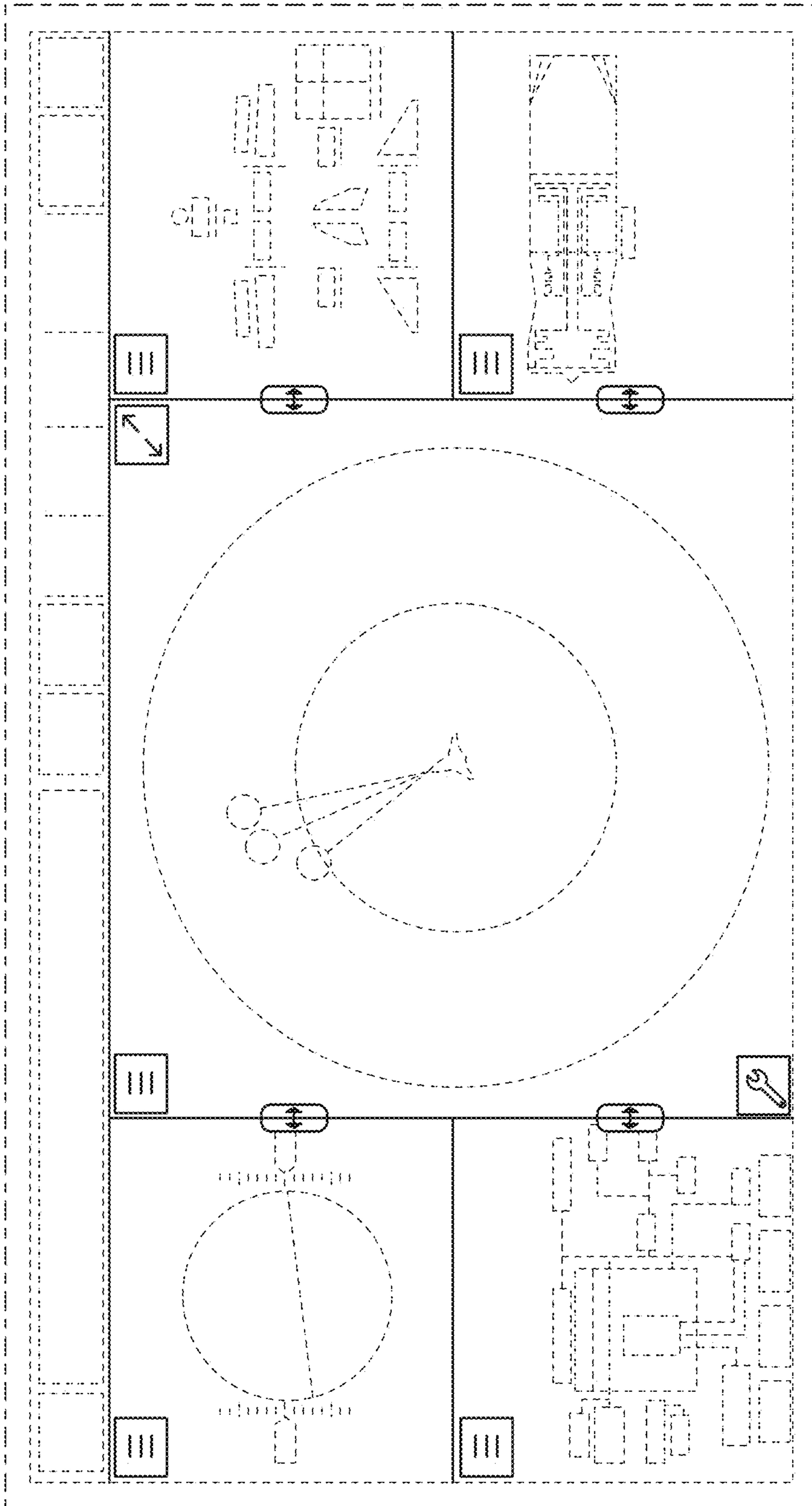


FIG. 1

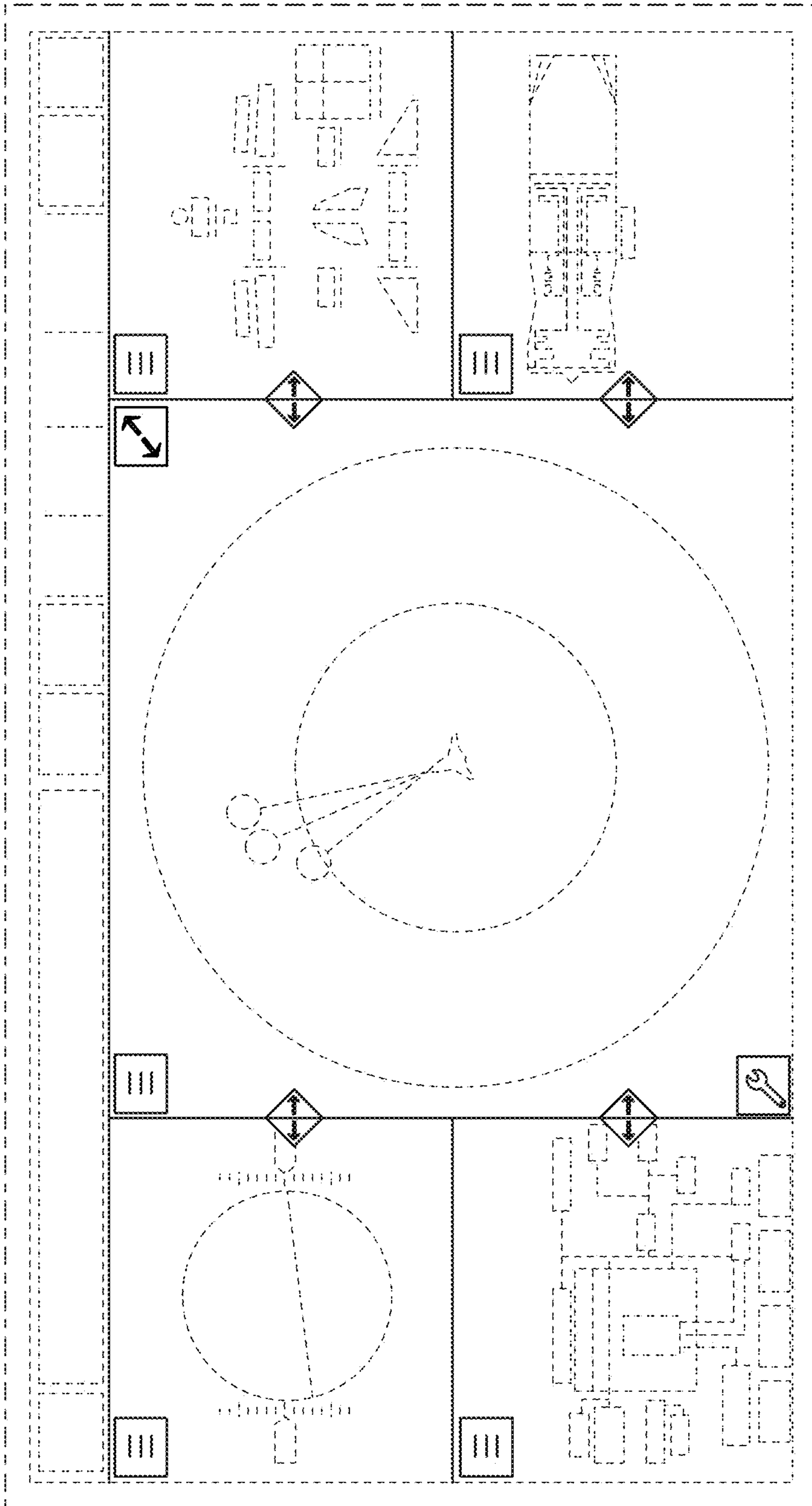


FIG. 2