



US00D951937S

(12) **United States Design Patent** (10) **Patent No.:** **US D951,937 S**
Jun (45) **Date of Patent:** **** May 17, 2022**

(54) **SOLID STATE DRIVE STORAGE DEVICE**

7,365,985 B1 * 4/2008 Ni H01L 23/3672
165/185
7,375,964 B2 * 5/2008 Lai H01L 23/3672
257/707
7,391,613 B2 * 6/2008 Lai H01L 23/3672
165/104.26

(71) Applicant: **SAMSUNG ELECTRONICS CO., LTD.**, Suwon-si (KR)

(72) Inventor: **Gye-jin Jun**, Seongnam-si (KR)

(Continued)

(73) Assignee: **SAMSUNG ELECTRONICS CO., LTD.**, Suwon-si (KR)

FOREIGN PATENT DOCUMENTS

(**) Term: **15 Years**

CN 305596119 * 7/2019
CN 305434156 * 11/2019

(Continued)

(21) Appl. No.: **29/693,844**

OTHER PUBLICATIONS

(22) Filed: **Jun. 5, 2019**

NVME Gen4 SSD, Aorus, pcp.com, published Sebastian Peak on May 28, 2019 © 2000-2021 PC Perspective, online, site visited Mar. 18, 2021. Available from Internet, URL: <https://pcper.com/2019/05/gigabyte-introduces-the-aorus-nvme-gen4-ssd/> (Year: 2019).*

(Continued)

(30) **Foreign Application Priority Data**

Dec. 6, 2018 (KR) 30-2018-0057455

(51) **LOC (13) Cl.** **14-02**

(52) **U.S. Cl.**

USPC **D14/348**

(58) **Field of Classification Search**

USPC D14/167, 172, 204, 300-301, 314, 348,
D14/355-358, 363, 365-367, 433-437,
D14/480-480.1, 480.7, 484.1; D13/103,
D13/168-169, 171; D18/11-12

CPC H01L 23/4093; H05K 5/03; H05K 5/04

See application file for complete search history.

Primary Examiner — Sandra Snapp

Assistant Examiner — Altaira J Swangin

(74) *Attorney, Agent, or Firm* — Sughrue Mion, PLLC

(57) **CLAIM**

The ornamental design for a solid state drive storage device, as shown and described.

DESCRIPTION

FIG. 1 is a perspective view of the solid state drive storage device showing my new design.

FIG. 2 is a front elevation view thereof.

FIG. 3 is a rear elevation view thereof.

FIG. 4 is a left side elevation view thereof.

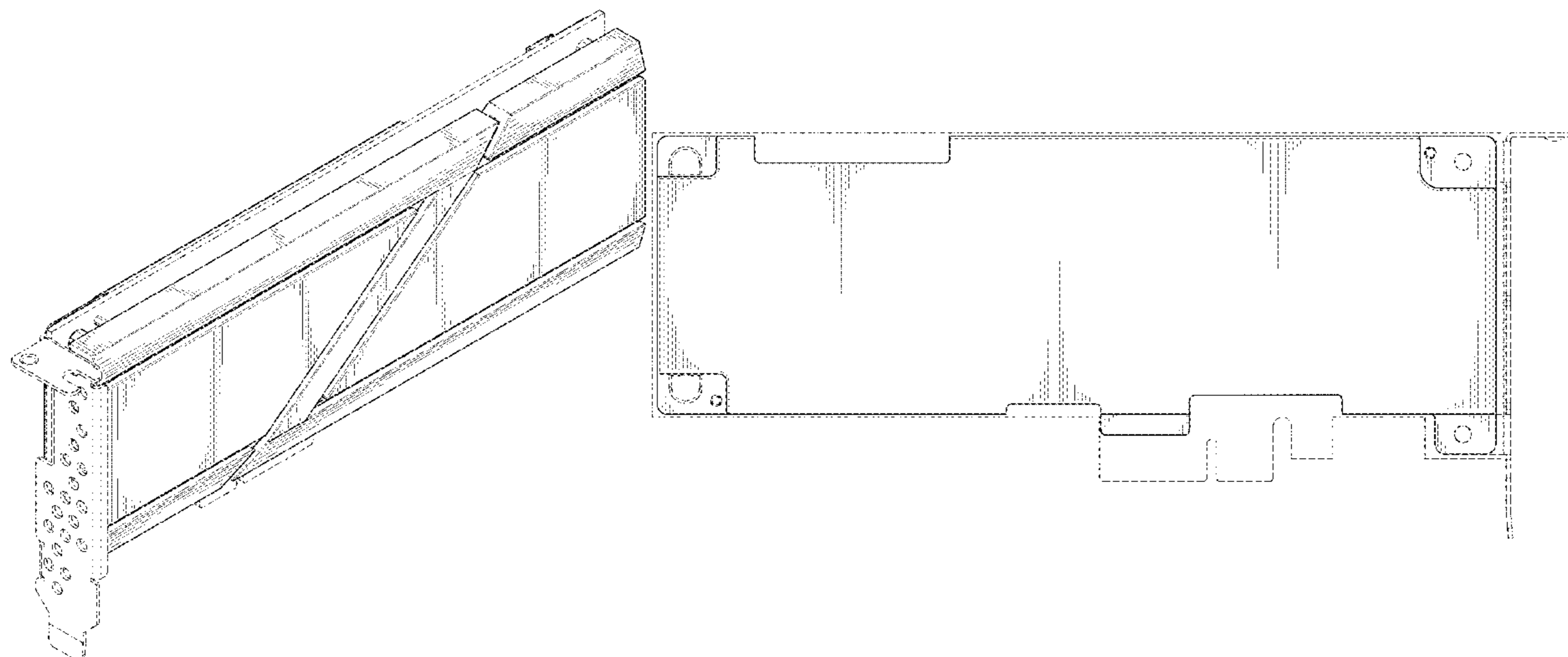
FIG. 5 is a right side elevation view thereof.

FIG. 6 is a top plan view thereof; and,

FIG. 7 is a bottom plan view thereof.

The broken lines in the drawings illustrate portions of the solid state drive storage device and form no part of the claimed design.

1 Claim, 7 Drawing Sheets



(56)

References Cited

U.S. PATENT DOCUMENTS

7,457,122 B2 * 11/2008 Lai G11C 5/143
 257/707
 7,532,477 B2 * 5/2009 Hsu H05K 7/2049
 165/80.3
 7,609,523 B1 * 10/2009 Ni H01L 23/3672
 257/707
 7,738,252 B2 * 6/2010 Schuette G06F 1/206
 361/704
 D660,810 S * 5/2012 Mueller D13/179
 8,411,443 B2 * 4/2013 Chen G06F 1/20
 361/719
 D689,829 S * 9/2013 Chen D13/179
 8,659,904 B2 * 2/2014 Wu H05K 1/0203
 361/720
 D717,744 S * 11/2014 Mueller D13/179
 9,245,820 B2 * 1/2016 Goldrian H05K 7/2039
 D793,400 S * 8/2017 Lin D14/435
 D824,910 S * 8/2018 Lim D14/436
 D848,432 S * 5/2019 Lim D14/436
 D850,364 S * 6/2019 Constin D13/103
 D862,402 S * 10/2019 Lin D13/179
 D862,475 S * 10/2019 Lim D14/436
 D896,229 S * 9/2020 Jun D14/435
 D896,230 S * 9/2020 Jun D14/435
 D896,231 S * 9/2020 Jun D14/435
 D937,773 S * 12/2021 Huang D13/108
 2003/0026076 A1 * 2/2003 Wei H01L 23/4093
 361/704

2006/0268523 A1* 11/2006 Lin H01L 23/4006
 361/710
 2007/0159789 A1* 7/2007 Schuette G06F 1/206
 361/679.31
 2007/0263361 A1* 11/2007 Lai H01L 23/4093
 361/719
 2008/0174965 A1* 7/2008 Hsu H05K 7/2049
 361/704

FOREIGN PATENT DOCUMENTS

KR 30-0447293 S 4/2007
 KR 30-0645532 S 6/2012
 KR 301018021.0000 * 8/2019
 KR 301018022.0000 * 8/2019
 KR 301018023.0000 * 8/2019
 KR 301018024.0000 * 8/2019
 TW D133725 S1 3/2010

OTHER PUBLICATIONS

Gen4 7000 NVME SSD, Aorus, techpowerup.com, published by Sebastian Peak on Jan. 18, 2021 © 2004-2021 www.techpowerup.com, online, site visited Mar. 18, 2021. Available from Internet, URL: <https://www.techpowerup.com/277429/gigabyte-launches-the-aorus-gen4-7000s-m-2-nvme-ssd> (Year: 2021).*
 Communication dated Sep. 9, 2019, issued by the Taiwan Patent Office in counterpart Taiwan Application No. 108303325.

* cited by examiner

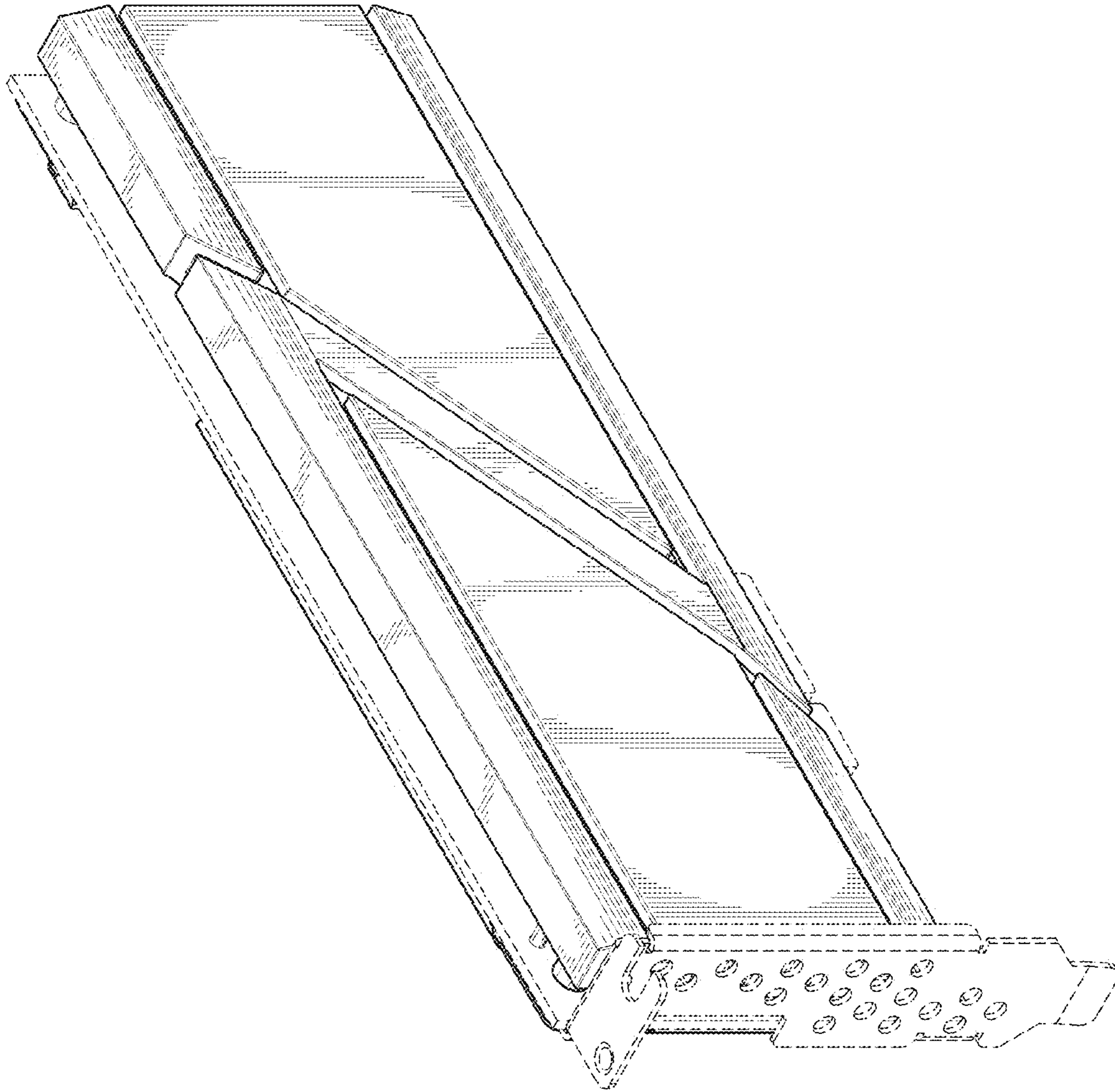


FIG. 1

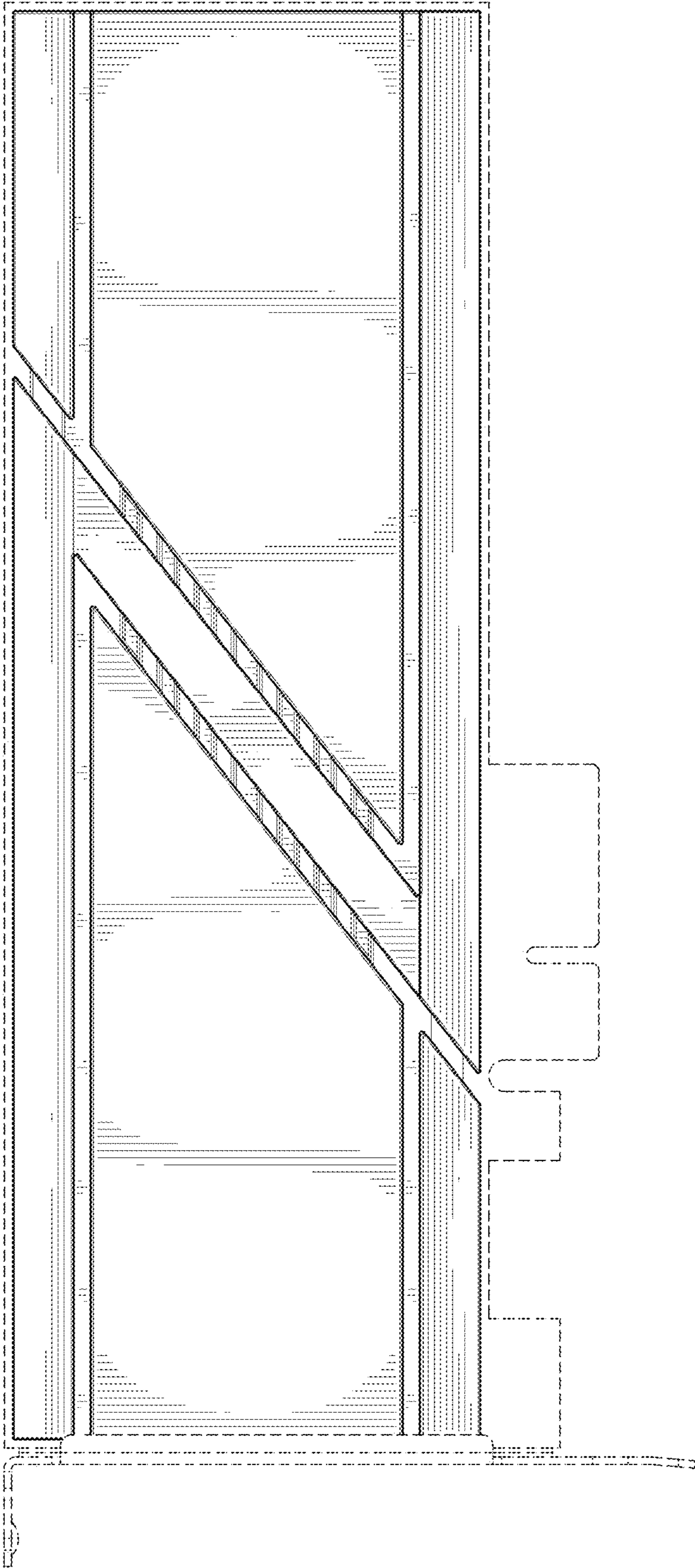


FIG. 2

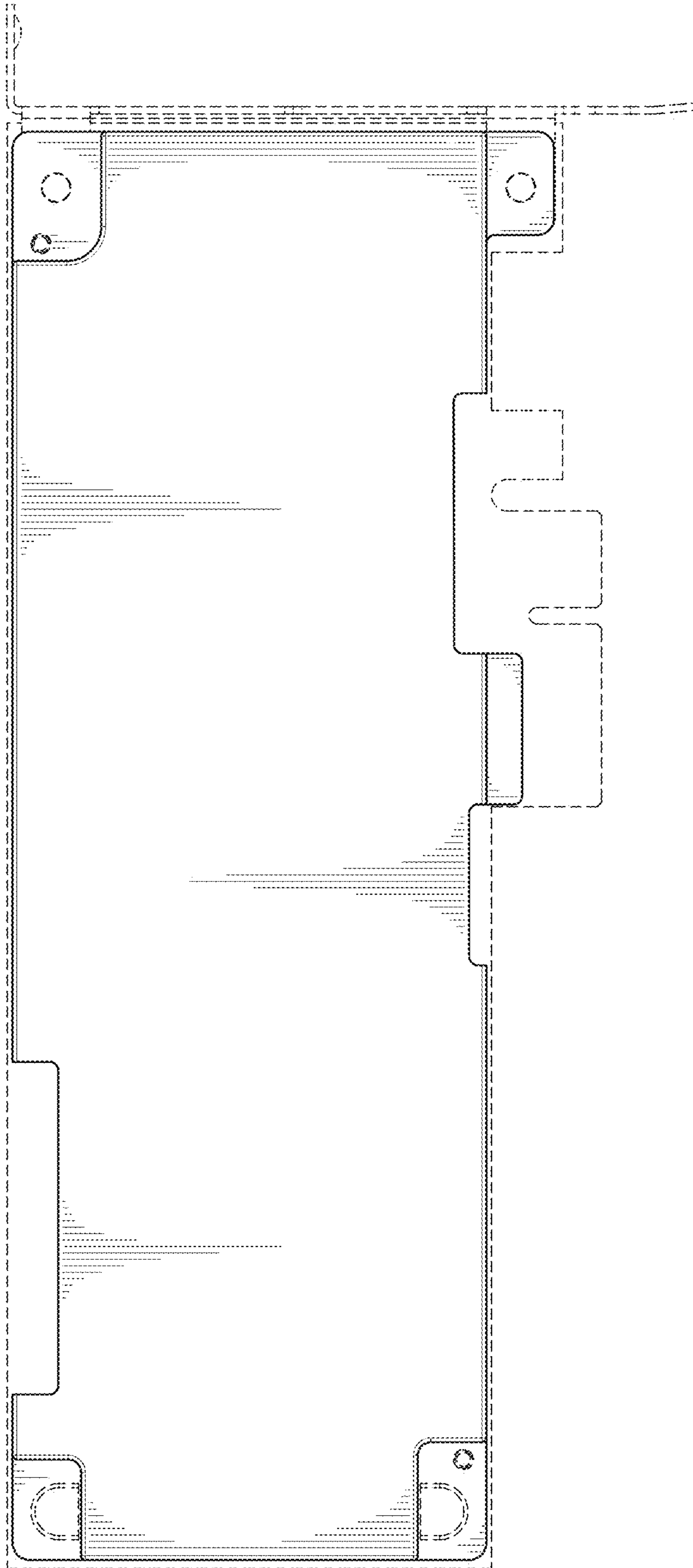


FIG. 3

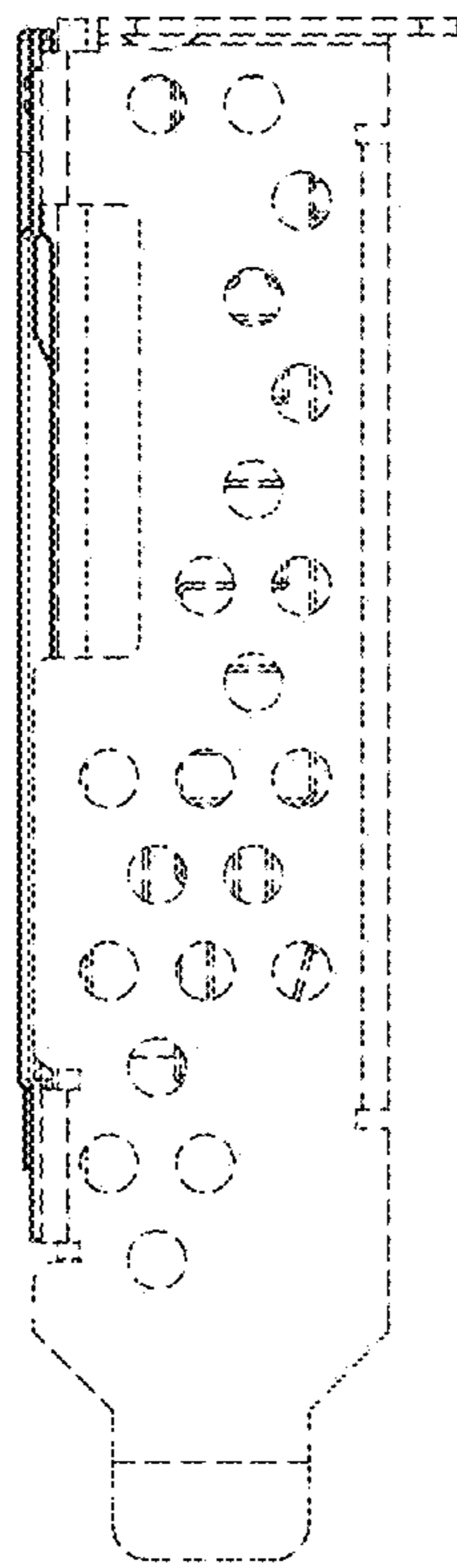


FIG. 4

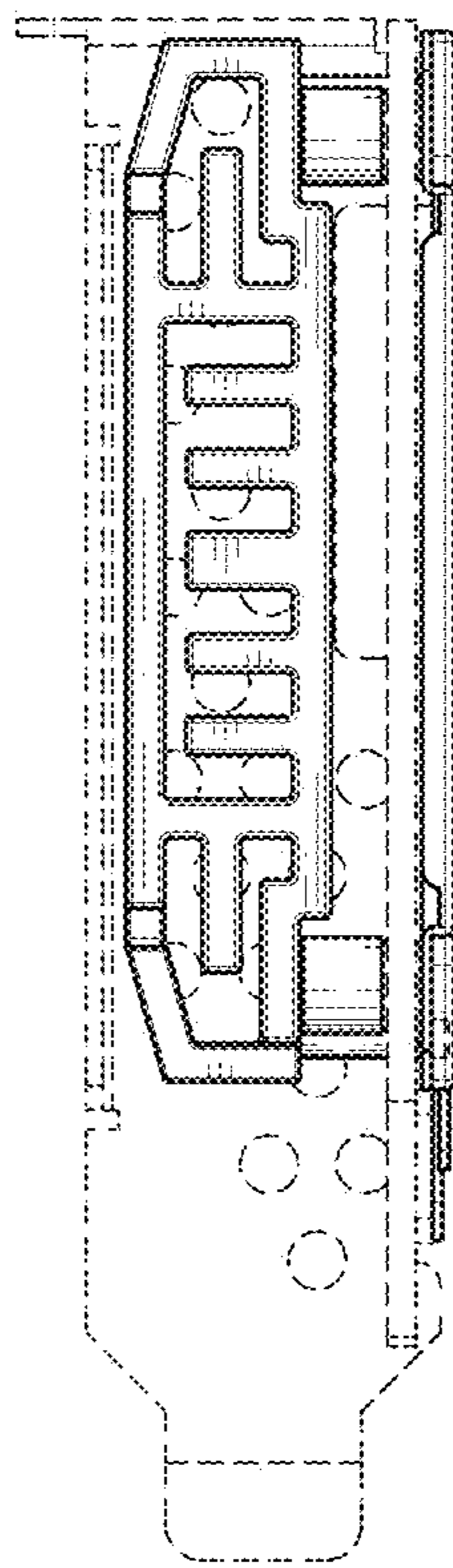


FIG. 5

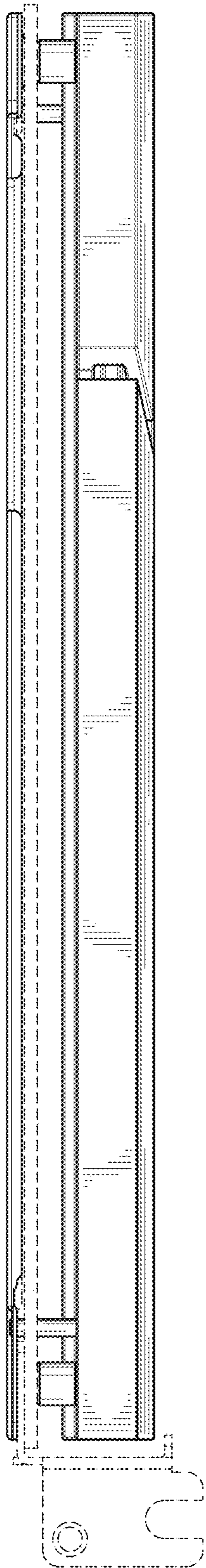


FIG. 6

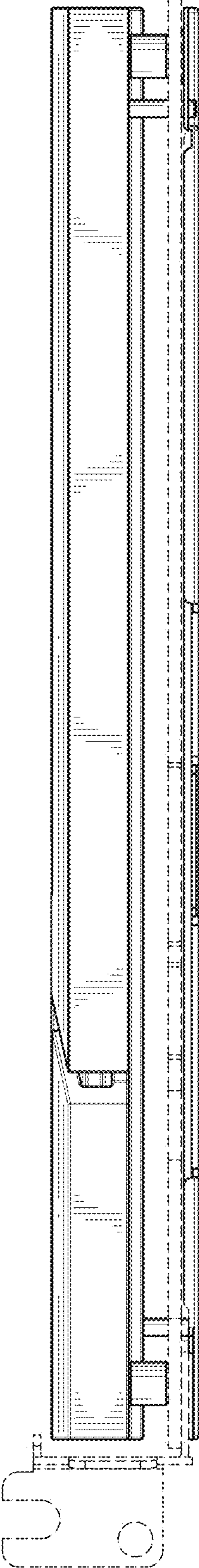


FIG. 7