



US00D951917S

(12) **United States Design Patent**
Chen

(10) **Patent No.:** **US D951,917 S**

(45) **Date of Patent:** **** May 17, 2022**

(54) **PAIR OF EARPHONES**

(71) Applicant: **Shenzhen Ausounds Intelligent Co., Ltd.**, Shenzhen (CN)

(72) Inventor: **Aimin Chen**, Shenzhen (CN)

(73) Assignee: **Shenzhen Ausounds Intelligent Co., Ltd.**, Shenzhen (CN)

(**) Term: **15 Years**

(21) Appl. No.: **29/767,857**

(22) Filed: **Jan. 26, 2021**

(51) **LOC (13) Cl.** **14-01**

(52) **U.S. Cl.**
USPC **D14/223**

(58) **Field of Classification Search**
USPC D14/223, 205; D24/174; 128/864-866;
381/380, 381; 455/90.3, 575.1, 569.1;
D13/108
CPC H04R 1/10; H04R 25/00; H04R 25/02;
H04R 1/1066; H04R 1/1016; H04R
5/033; H04R 5/0335; H04R 1/1091
See application file for complete search history.

(56) **References Cited**

U.S. PATENT DOCUMENTS

8,712,087	B2 *	4/2014	Ozawa	H04R 1/345 381/328
8,831,266	B1 *	9/2014	Huang	H04R 1/2826 381/372
D762,196	S *	7/2016	Hsieh	D14/223
D762,616	S *	8/2016	Hsieh	D14/223
D773,435	S *	12/2016	Ott	D14/223
D784,298	S *	4/2017	Ozawa	D14/223
D784,962	S *	4/2017	Yang	D14/223
D801,314	S *	10/2017	Akana	D14/223
D802,562	S *	11/2017	Baba	D14/223
D803,184	S *	11/2017	Loh Jun Kern	D14/223

D813,844	S *	3/2018	Stiff	D14/223
D820,809	S *	6/2018	Akana	D14/219
D830,336	S *	10/2018	Cai	D14/205
D830,345	S *	10/2018	Cai	D14/223
D831,619	S *	10/2018	Matoba	D14/223
D832,823	S *	11/2018	Xiao	D14/223
D832,824	S *	11/2018	Kim	D14/223
D847,125	S *	4/2019	Akana	D14/206
D847,794	S *	5/2019	Guo	D14/223
D848,980	S *	5/2019	Kim	D14/223
D848,982	S *	5/2019	Kim	D14/223
D861,647	S *	10/2019	Chen	D14/223
D864,169	S *	10/2019	Min	D14/223

(Continued)

FOREIGN PATENT DOCUMENTS

CN	307135418	*	3/2022
EM	007984109-0002	*	6/2020

(Continued)

Primary Examiner — Paula Allen Greene

(74) *Attorney, Agent, or Firm* — Westbridge IP LLC

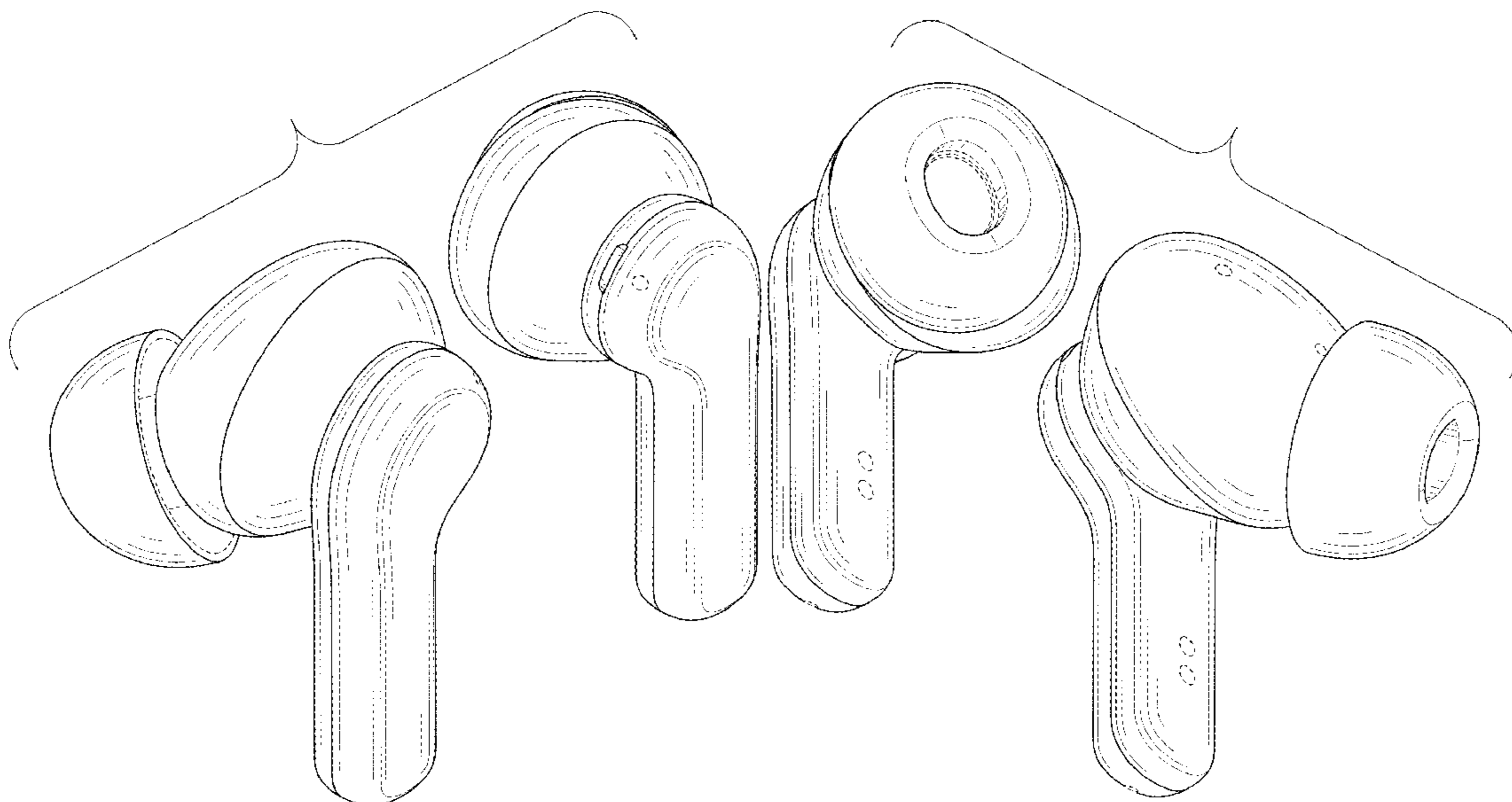
(57) **CLAIM**

The ornamental design for pair of earphones, as shown and described.

DESCRIPTION

FIG. 1 is a front perspective view of pair of earphones showing my new design;
FIG. 2 is a rear perspective view thereof;
FIG. 3 is a front elevational view thereof;
FIG. 4 is a rear elevational view thereof;
FIG. 5 is a left side elevational view thereof;
FIG. 6 is a right side elevational view thereof;
FIG. 7 is a top plan view thereof; and,
FIG. 8 is a bottom plan view thereof.
The broken lines in the drawings illustrate the portions of the pair of earphones which form no part of the claimed design.

1 Claim, 8 Drawing Sheets



(56)

References Cited

U.S. PATENT DOCUMENTS

D869,445 S * 12/2019 Hu D14/223
 D875,713 S * 2/2020 Kim D14/205
 D877,722 S * 3/2020 Yang D14/223
 D878,337 S * 3/2020 Yang D14/223
 D883,260 S * 5/2020 Hu D14/223
 D883,960 S * 5/2020 Du D14/223
 D884,682 S * 5/2020 Du D14/223
 D887,396 S * 6/2020 Wang D14/223
 D888,691 S * 6/2020 Liu D14/223
 D889,436 S * 7/2020 Zhang D14/206
 D889,440 S * 7/2020 Yan D14/223
 D890,138 S * 7/2020 Peng D14/223
 D890,724 S * 7/2020 Li D14/223
 D893,462 S * 8/2020 Liu D14/223
 D895,579 S * 9/2020 Yang D14/223
 D895,582 S * 9/2020 Wu D14/223
 D896,206 S * 9/2020 Xu D14/223
 D896,207 S * 9/2020 He D14/223
 D903,639 S * 12/2020 Yang D14/223
 D905,018 S * 12/2020 Zhu D14/223
 D910,600 S * 2/2021 Zhang D14/223
 D914,644 S * 3/2021 Zhu D14/223
 D914,646 S * 3/2021 Yang D14/223

D914,648 S * 3/2021 Zhou D14/223
 D915,355 S * 4/2021 Xiang D14/223
 D920,293 S * 5/2021 Chen D14/223
 D924,209 S * 7/2021 Wu D14/223
 D924,852 S * 7/2021 Liu D14/223
 D925,498 S * 7/2021 Lin D14/223
 D938,399 S * 12/2021 Rose D14/223
 D940,690 S * 1/2022 Zhang D14/223
 2018/0295437 A1 * 10/2018 Chen H04R 1/1066
 2020/0068283 A1 * 2/2020 Chou H04R 1/1075
 2020/0252715 A1 * 8/2020 Zhou H04R 1/1041
 2021/0266653 A1 * 8/2021 Cao H04R 1/1075

FOREIGN PATENT DOCUMENTS

EM 008060735-0001 * 7/2020
 EM 008312359-0002 * 12/2020
 EM 008617658-0001 * 7/2021
 EM 008617658-0002 * 7/2021
 EM 008631436-0004 * 7/2021
 EM 008748297-0001 * 11/2021
 EM 008788723-0001 * 12/2021
 EM 008788723-0002 * 12/2021
 GB 6136080 * 5/2021
 GB 6188746 * 1/2022

* cited by examiner

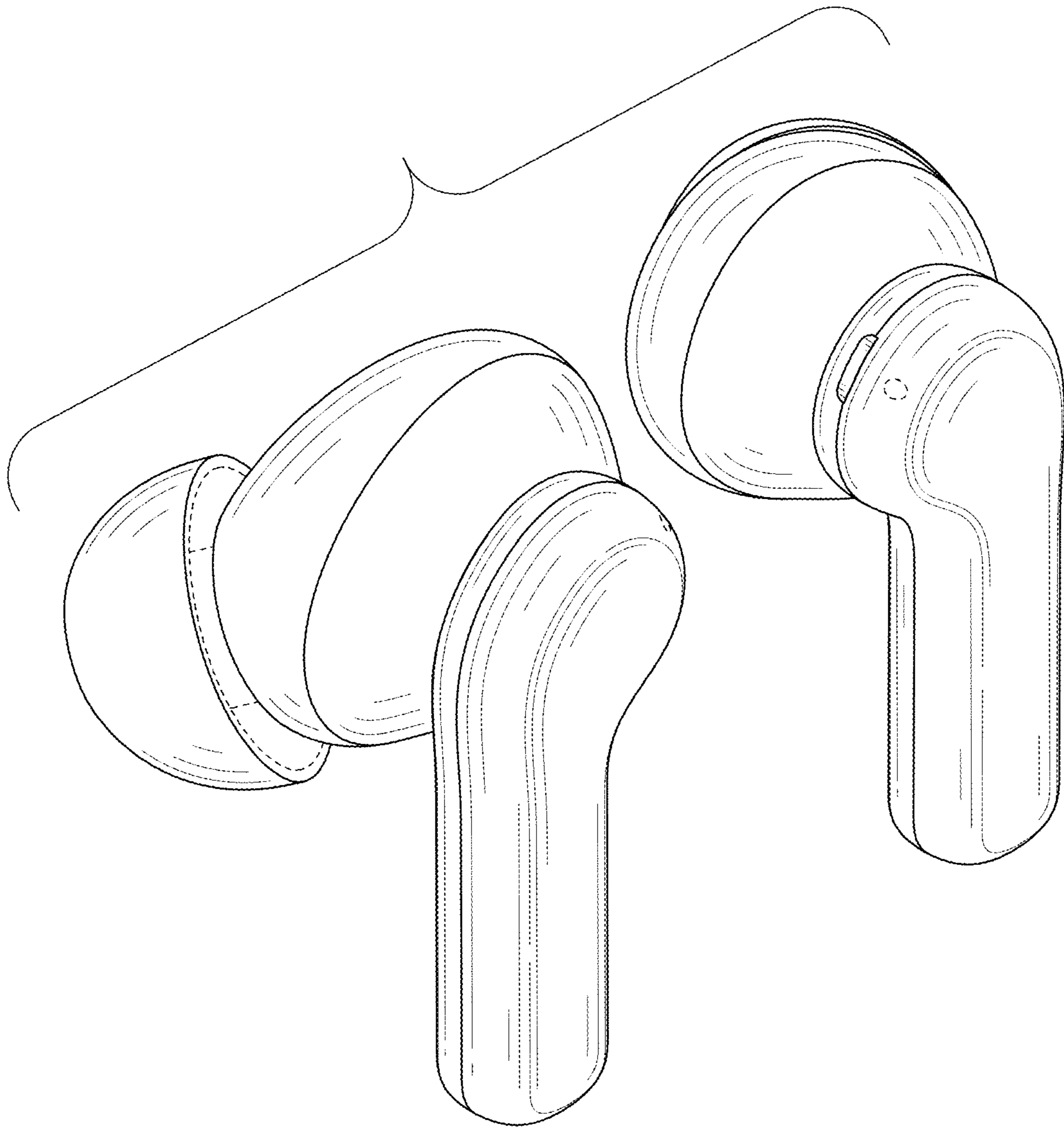


FIG. 1

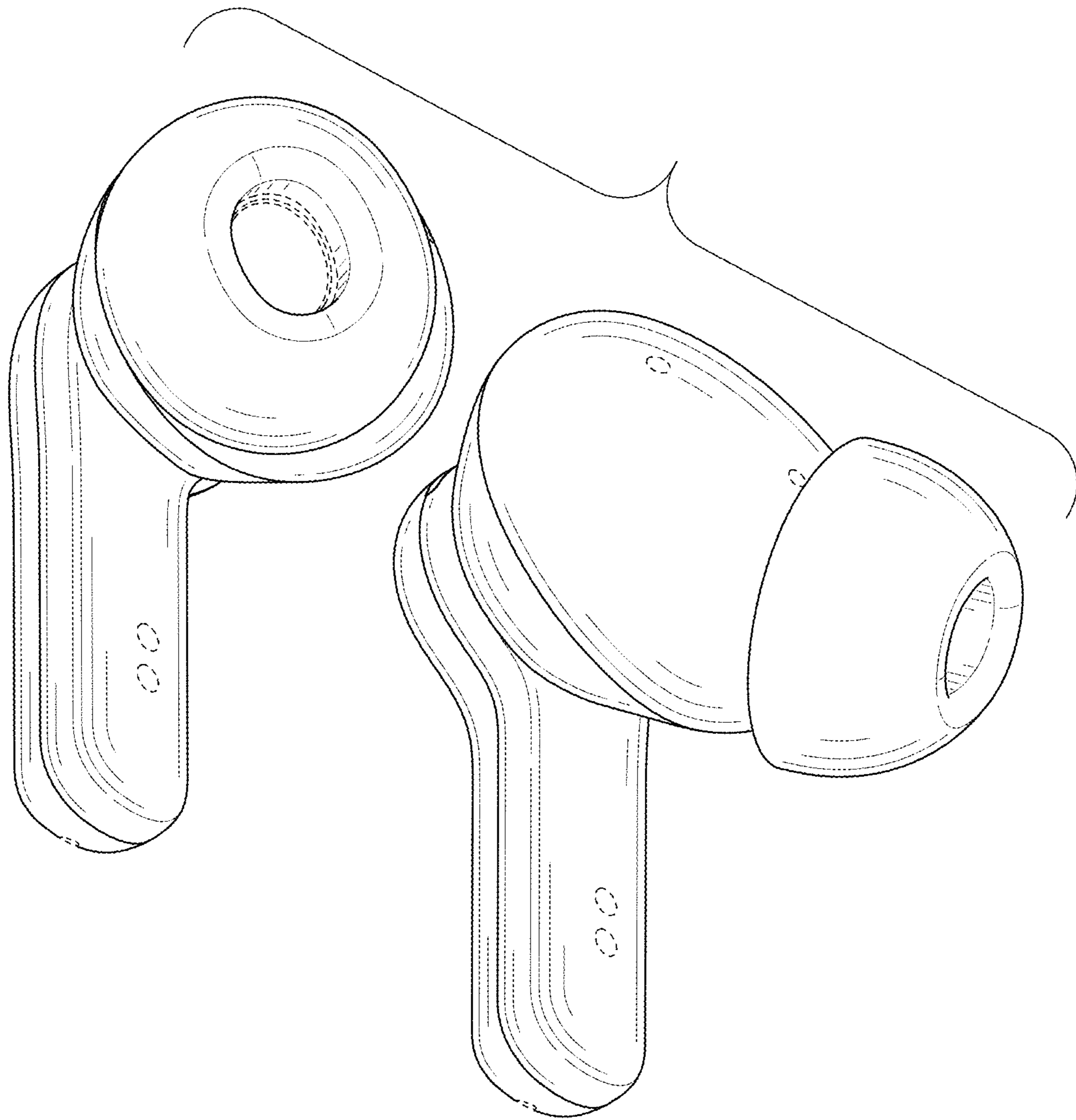


FIG. 2

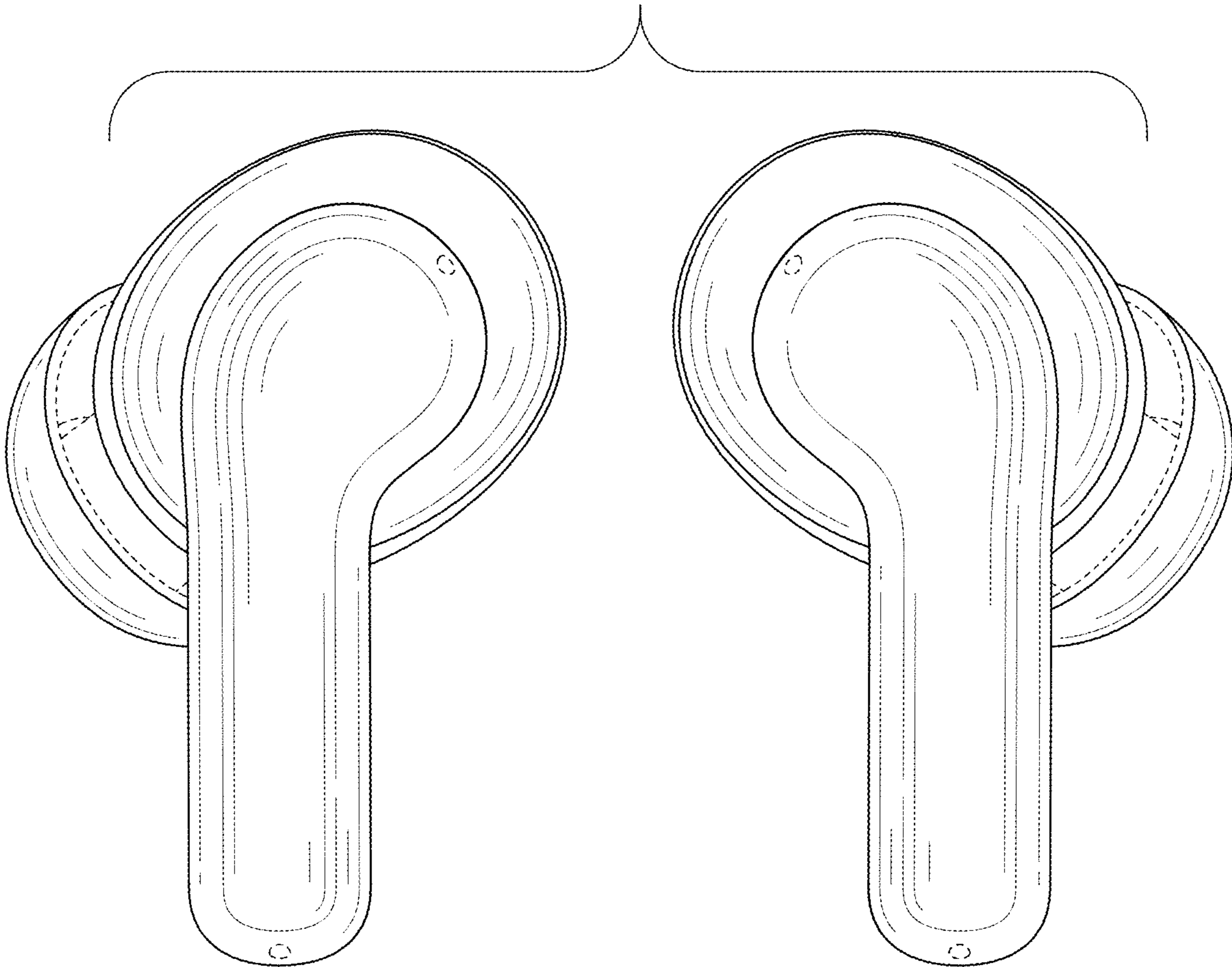


FIG. 3

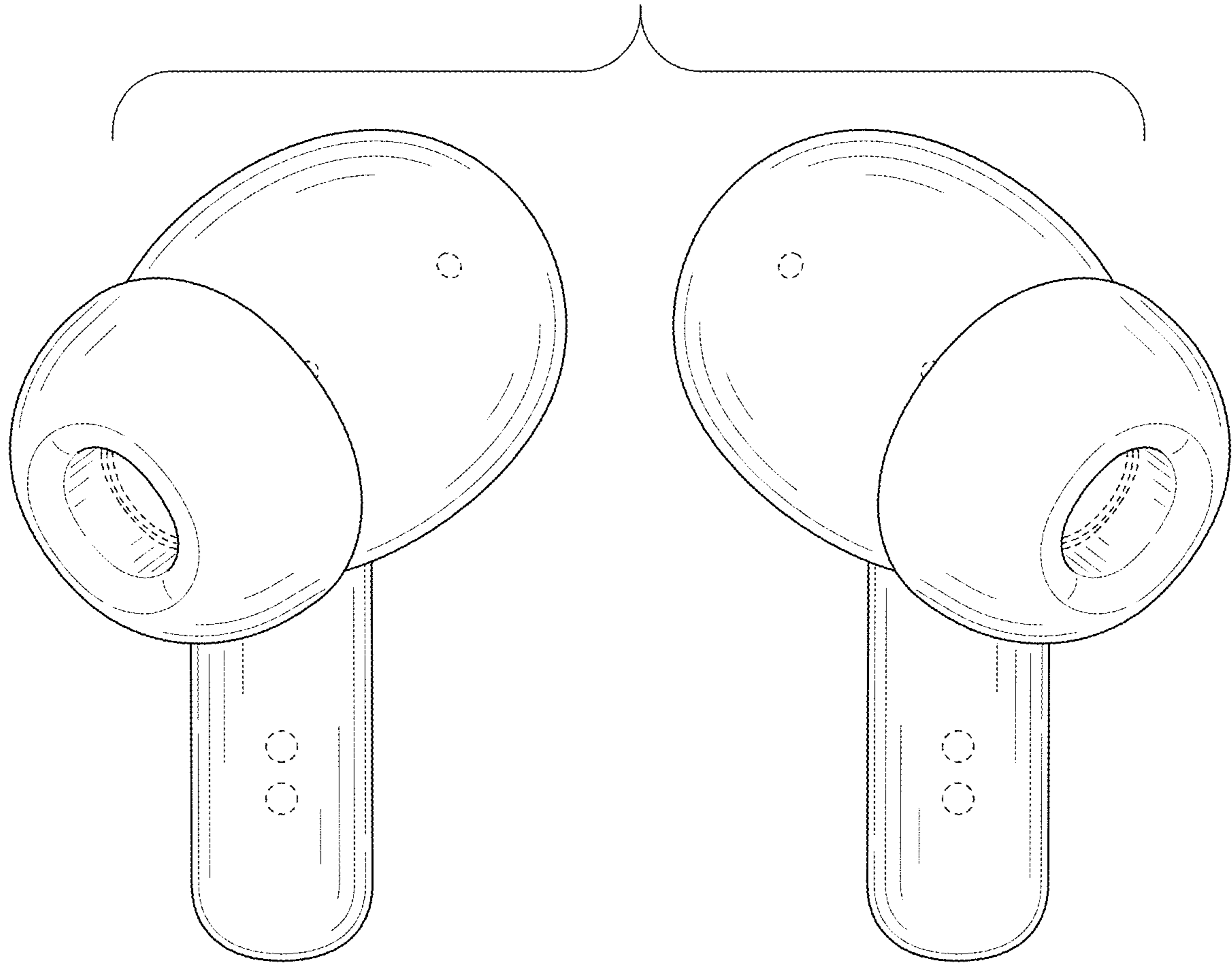


FIG. 4

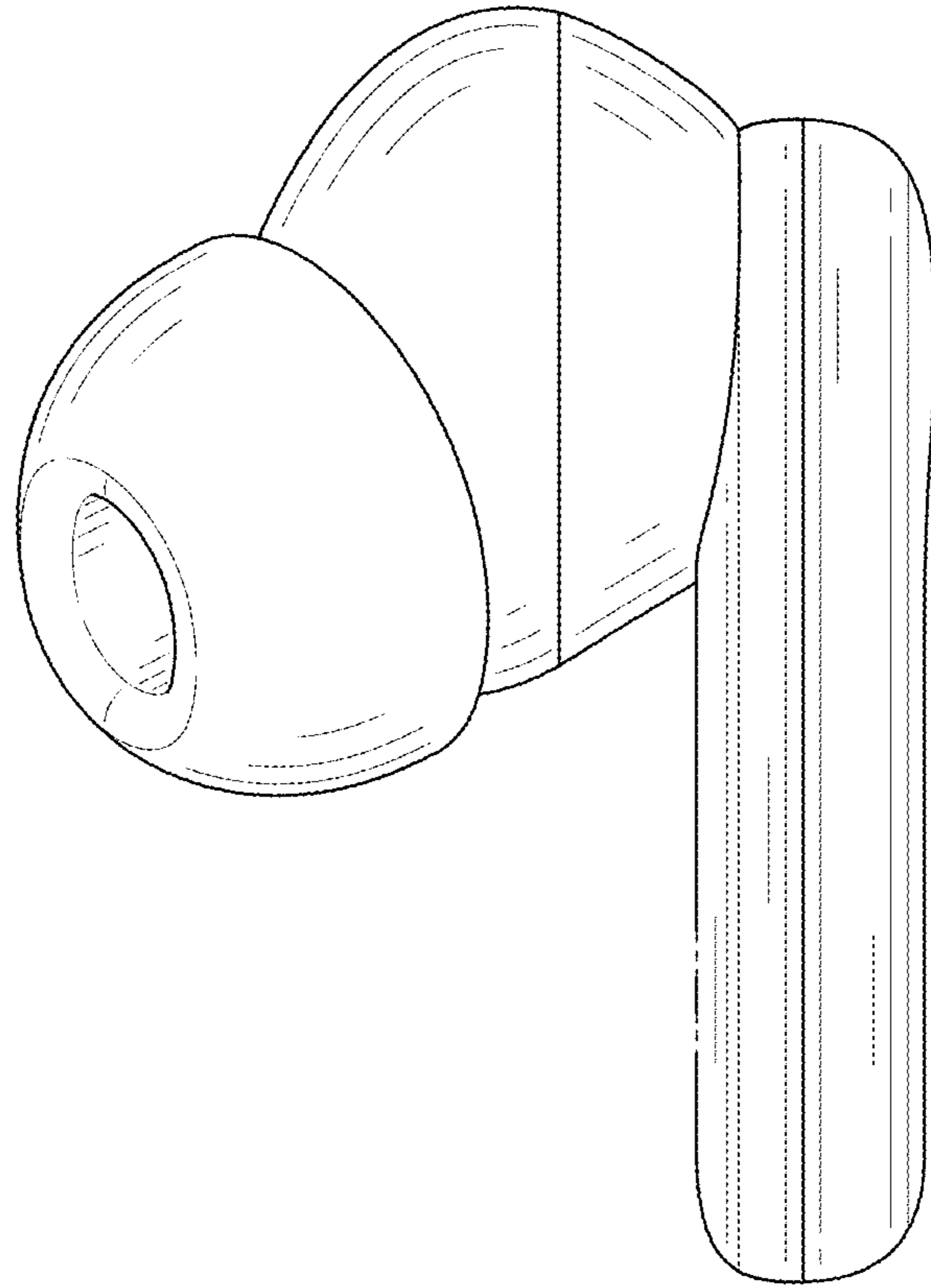


FIG. 5

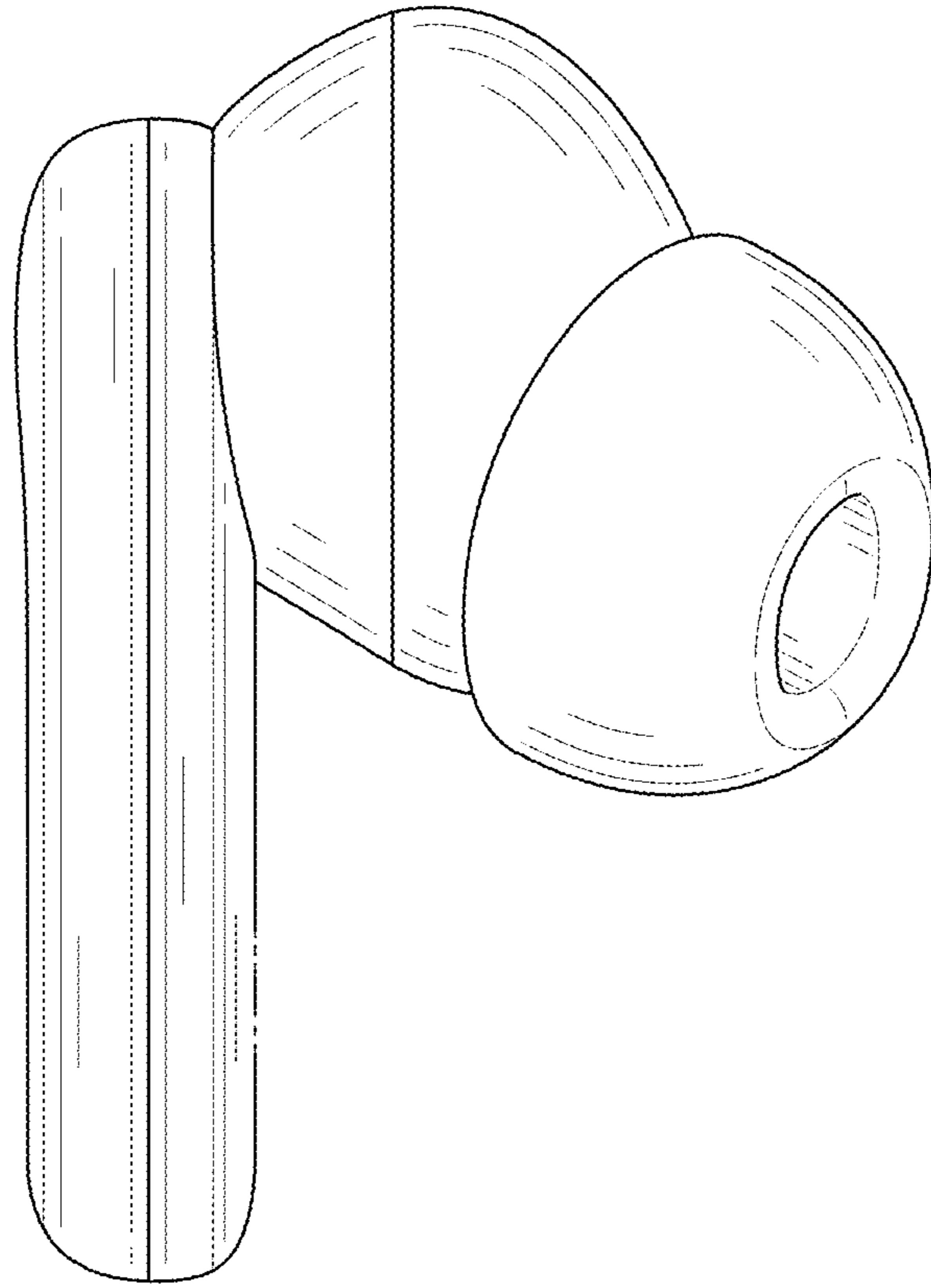


FIG. 6

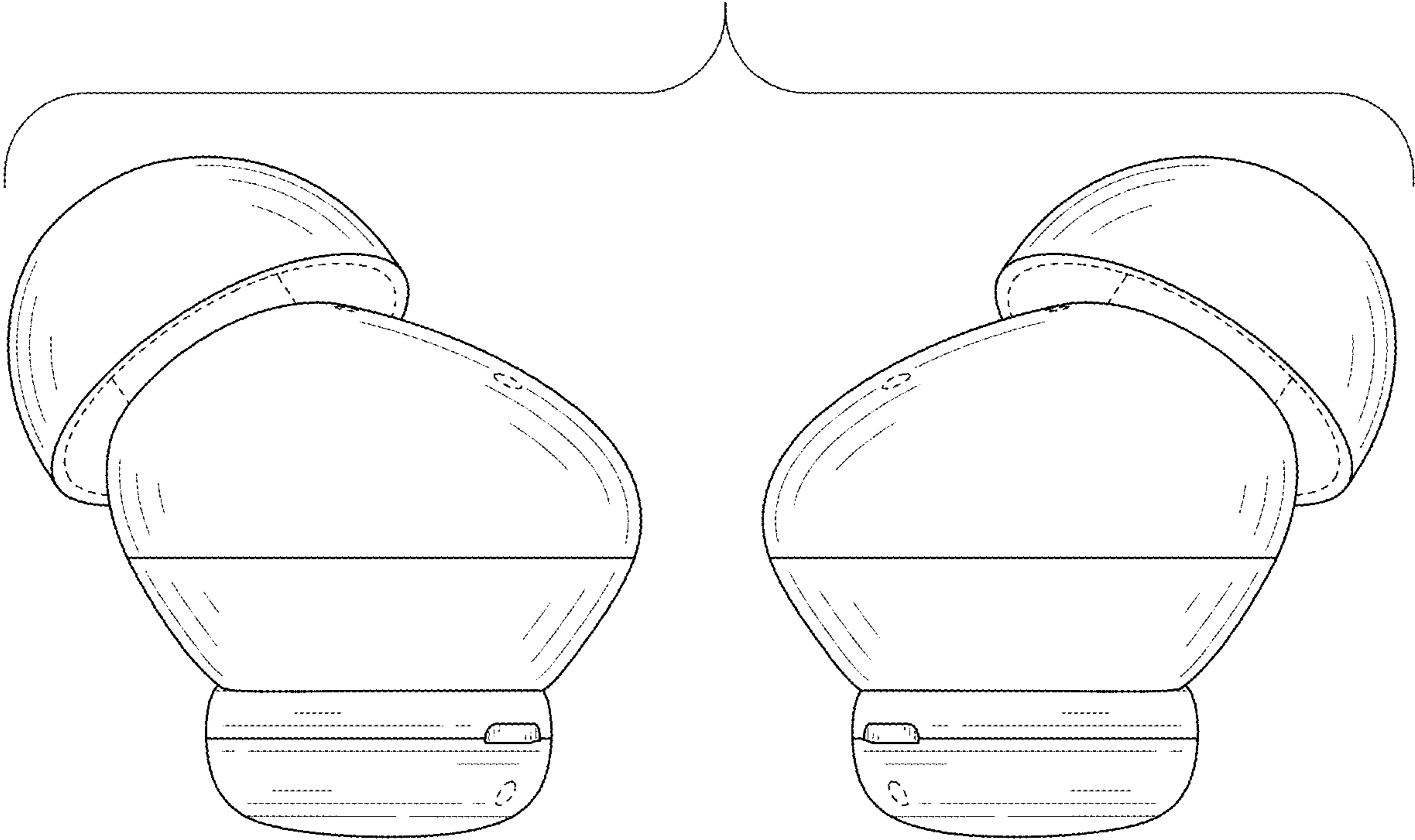


FIG. 7

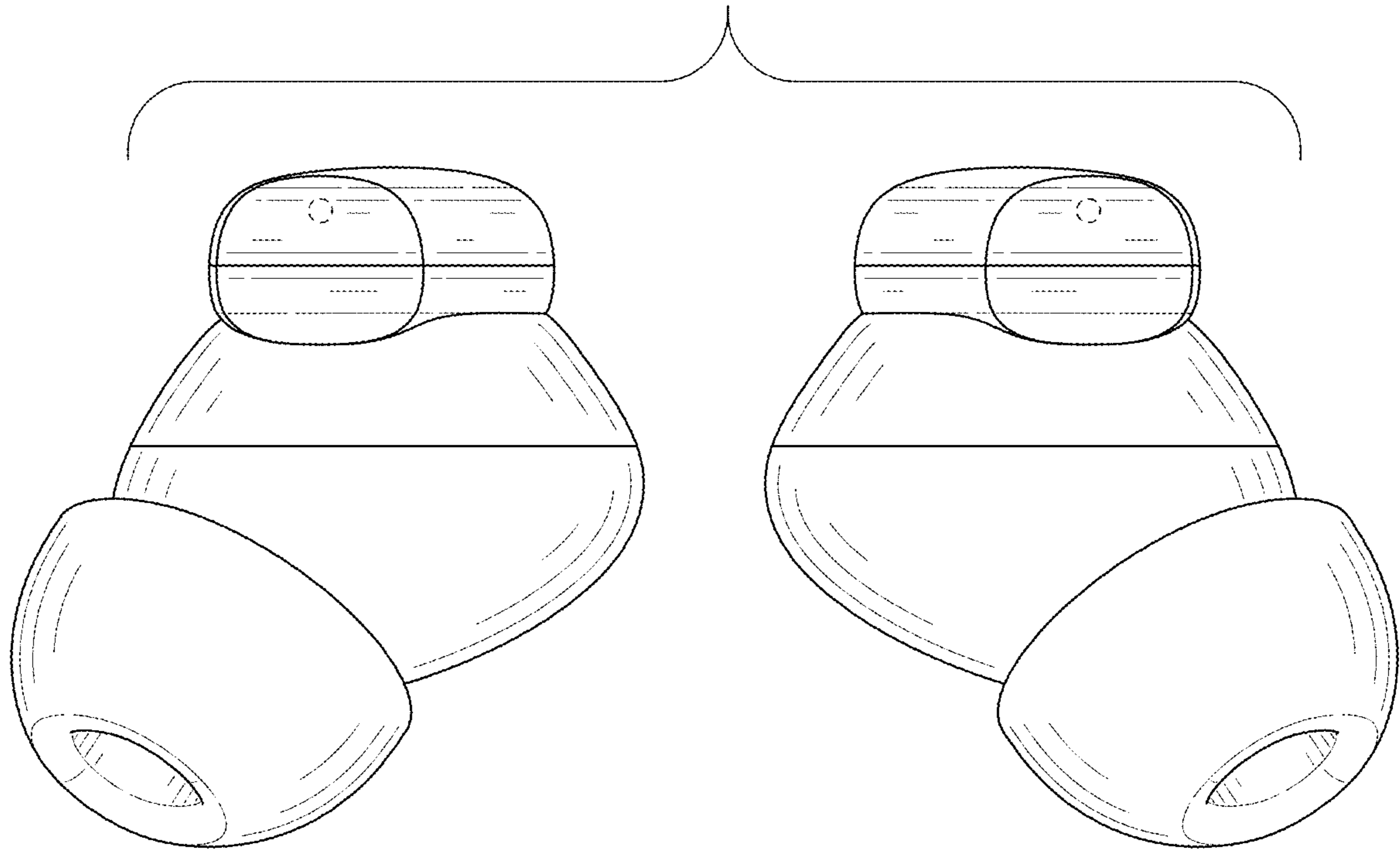


FIG. 8