



US00D951881S

(12) **United States Design Patent** (10) **Patent No.:** **US D951,881 S**
Hess et al. (45) **Date of Patent:** **** May 17, 2022**

(54) **SURGE PROTECTION DEVICE**
(71) Applicant: **DEHN SE + Co KG**, Neumarkt (DE)
(72) Inventors: **Michael Hess**, Neumarkt (DE); **Florian Gäck**, Neumarkt (DE); **Julius Maria Schrafl**, Neumarkt (DE)
(73) Assignee: **DEHN SE**, Neumarkt/Opf. (DE)
(**) Term: **15 Years**
(21) Appl. No.: **29/745,315**
(22) Filed: **Aug. 5, 2020**
(30) **Foreign Application Priority Data**
Feb. 5, 2020 (EM) 007664156
(51) **LOC (13) Cl.** **13-03**
(52) **U.S. Cl.**
USPC **D13/160**
(58) **Field of Classification Search**
USPC D13/123, 133, 158-162, 173, 178, 184, D13/199

(Continued)
(56) **References Cited**
U.S. PATENT DOCUMENTS
D626,122 S * 10/2010 Vogel D14/299
D626,516 S * 11/2010 Hakemeyer D13/158
(Continued)

FOREIGN PATENT DOCUMENTS
DE 40407035-0002 * 10/2005

OTHER PUBLICATIONS
BLITZDUCTORconnect: secR Modulverriegelung, dated Apr. 9, 2020, [online], [site visited Jul. 27, 2021]. Available from Internet,

URL: <https://www.youtube.com/watch?v=-OvGjJITf0E&t=2s> (Year: 2020).*

(Continued)

Primary Examiner — Shawn T Gingrich
(74) *Attorney, Agent, or Firm* — Millen, White, Zelano & Branigan, P.C.; William F. Nixon


(57) **CLAIM**

The ornamental design for a surge protection device, as shown and described.

DESCRIPTION

The patent or application contains at least one drawing executed in color. Copies of this patent or patent application publication with color drawing(s) will be provided by the Office upon request and payment of the necessary fee.
FIG. 1 illustrates a front perspective view of a surge protection device showing our new design;
FIG. 2 illustrates a front elevational view thereof;
FIG. 3 illustrates a rear elevational view thereof;
FIG. 4 illustrates a right side elevational view thereof;
FIG. 5 illustrates a left side elevational view thereof;
FIG. 6 illustrates a top plan view thereof; and
FIG. 7 illustrates a bottom plan view thereof.
FIG. 8 illustrates a front perspective view of a second embodiment of a surge protection device showing our new design;
FIG. 9 illustrates a front elevational view thereof;
FIG. 10 illustrates a rear elevational view thereof;
FIG. 11 illustrates a right side elevational view thereof;
FIG. 12 illustrates a left side elevational view thereof;
FIG. 13 illustrates a top plan view thereof; and,
FIG. 14 illustrates a bottom plan view thereof.
The broken lines shown throughout the views depict unclaimed portions of the surge protection device and form no part of the claimed design.
The unshaded surfaces form no part of the claimed design.

1 Claim, 14 Drawing Sheets
(14 of 14 Drawing Sheet(s) Filed in Color)



(58) **Field of Classification Search**

CPC .. G06F 13/00; H01R 4/48; H01R 9/00; H01R 9/22; H01R 9/24; H01R 9/26; H05K 5/00; H05K 5/02

See application file for complete search history.

2010/0146167	A1*	6/2010	Rasche	G05B 19/054 710/100
2013/0052884	A1*	2/2013	Hanses	H01R 9/2683 439/816
2017/0162955	A1*	6/2017	Berg	H01R 13/70
2018/0375228	A1*	12/2018	Yu	H01R 13/53
2019/0288411	A1*	9/2019	Masaki	H01R 9/223
2019/0288412	A1*	9/2019	Masaki	H01R 9/26
2019/0288414	A1*	9/2019	Masaki	H01R 9/2608

(56) **References Cited**

U.S. PATENT DOCUMENTS

8,647,157	B2*	2/2014	Gan	H01H 71/082 439/716
9,099,795	B2*	8/2015	Hanses	H04N 5/332
9,306,298	B2*	4/2016	France	H01R 9/2608
D792,352	S*	7/2017	Masaki	D13/159
D901,400	S*	11/2020	Mueller	D13/159
D901,401	S*	11/2020	Mueller	D13/159
D901,402	S*	11/2020	Mueller	D13/159
D920,929	S*	6/2021	Mueller	D13/159
2008/0096441	A1*	4/2008	Eppe	H01R 9/26 439/816

OTHER PUBLICATIONS

SD32X | MTL Surge Protection Device, dated Nov. 26, 2020, [online], [site visited Jul. 27, 2021]. Available from Internet, URL: <https://www.quicktimeonline.com/sd32x> (Year: 2020).*

Universeller Kombiableiter BLITZDUCTORconnect: Einfach. Sicher. Leistungsstark., dated Apr. 29, 2020, [online], [site visited Jul. 27, 2021]. Available from Internet, URL: https://www.youtube.com/watch?v=eoSKyoliK44&list=PLG7416onBNnlUqbayXhJRcW67qjgXP_th&index=2 (Year: 2020).*

* cited by examiner




FIG. 1

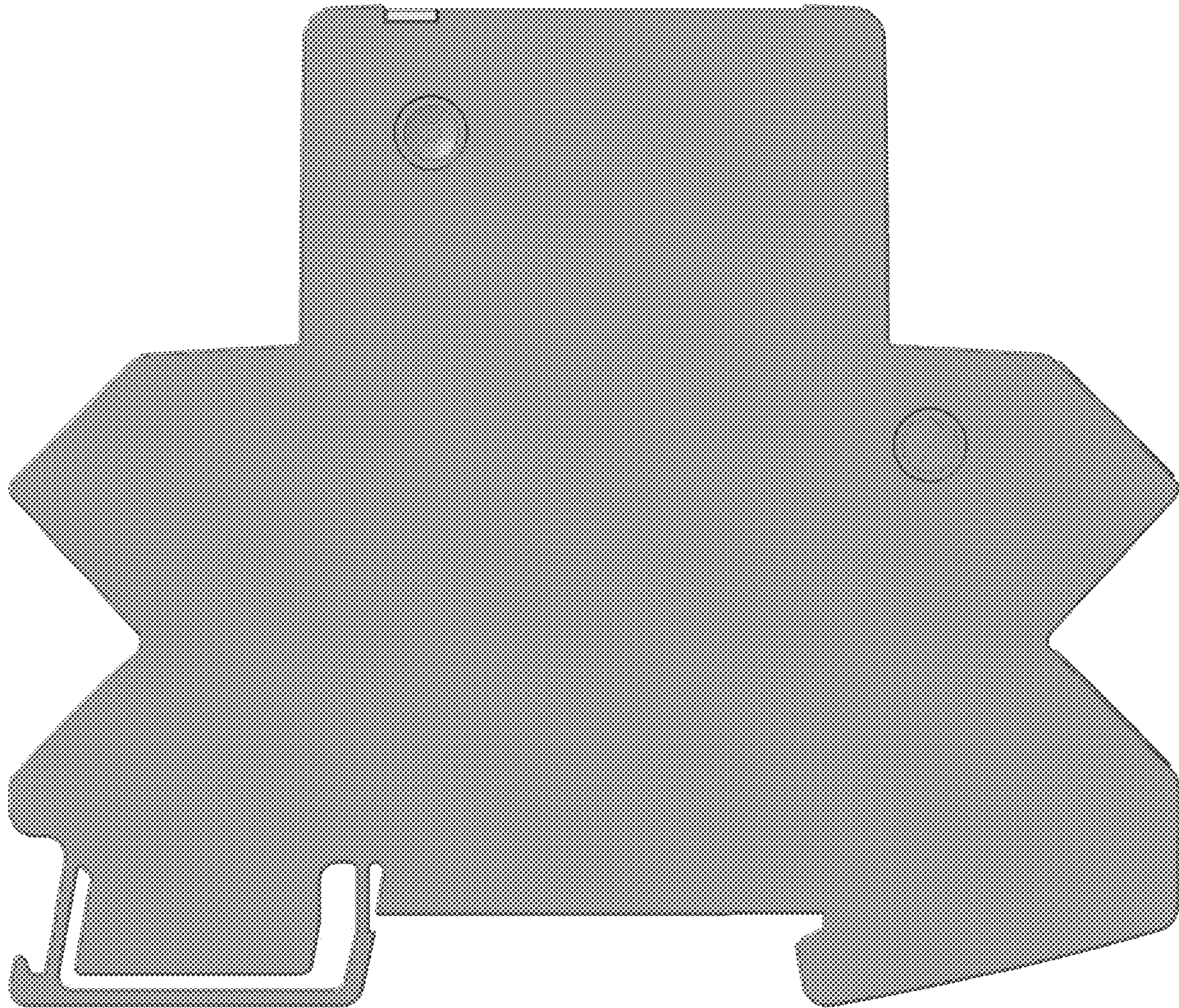


FIG. 2

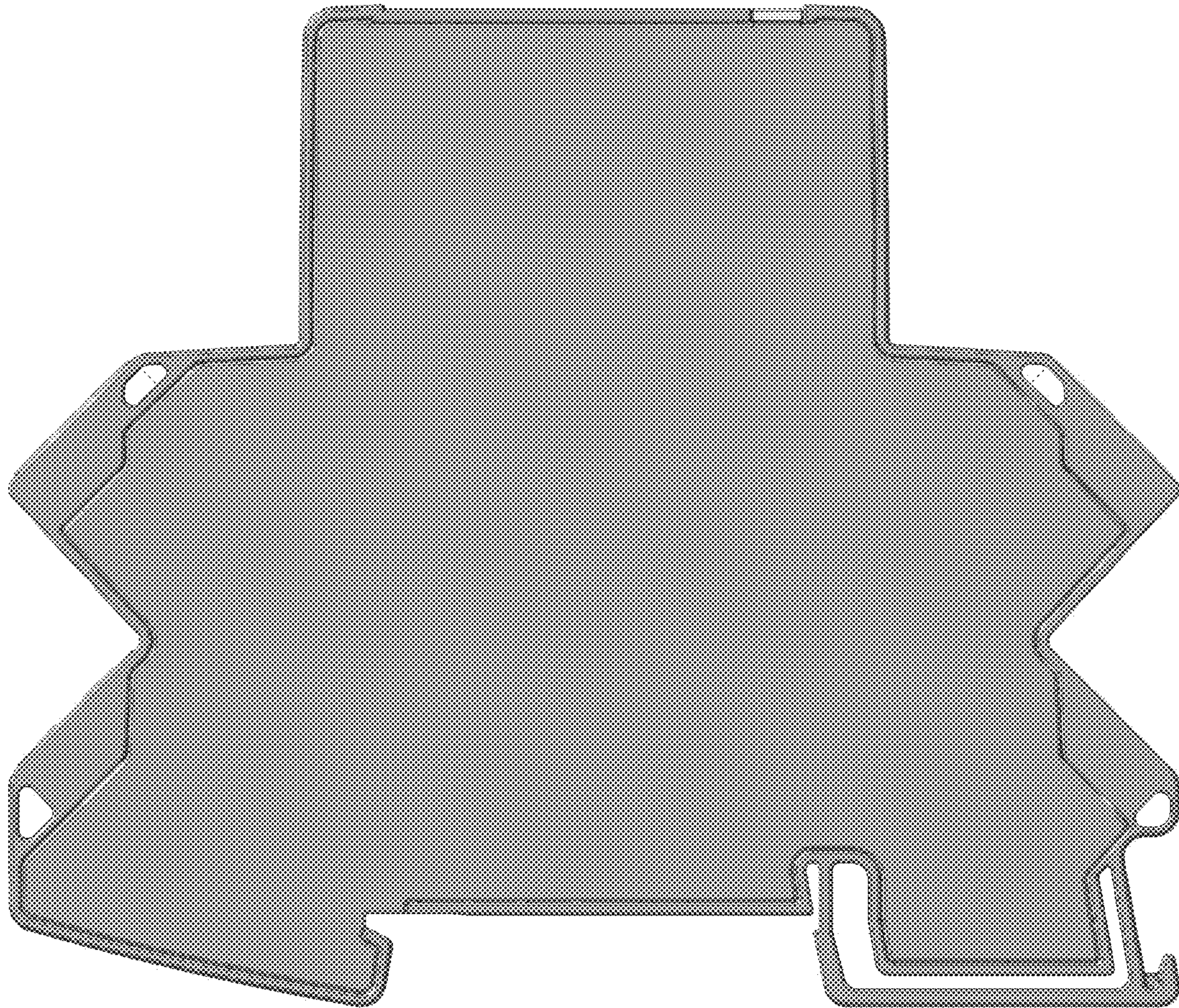


FIG. 3




FIG. 4




FIG. 5




FIG. 6




FIG. 7

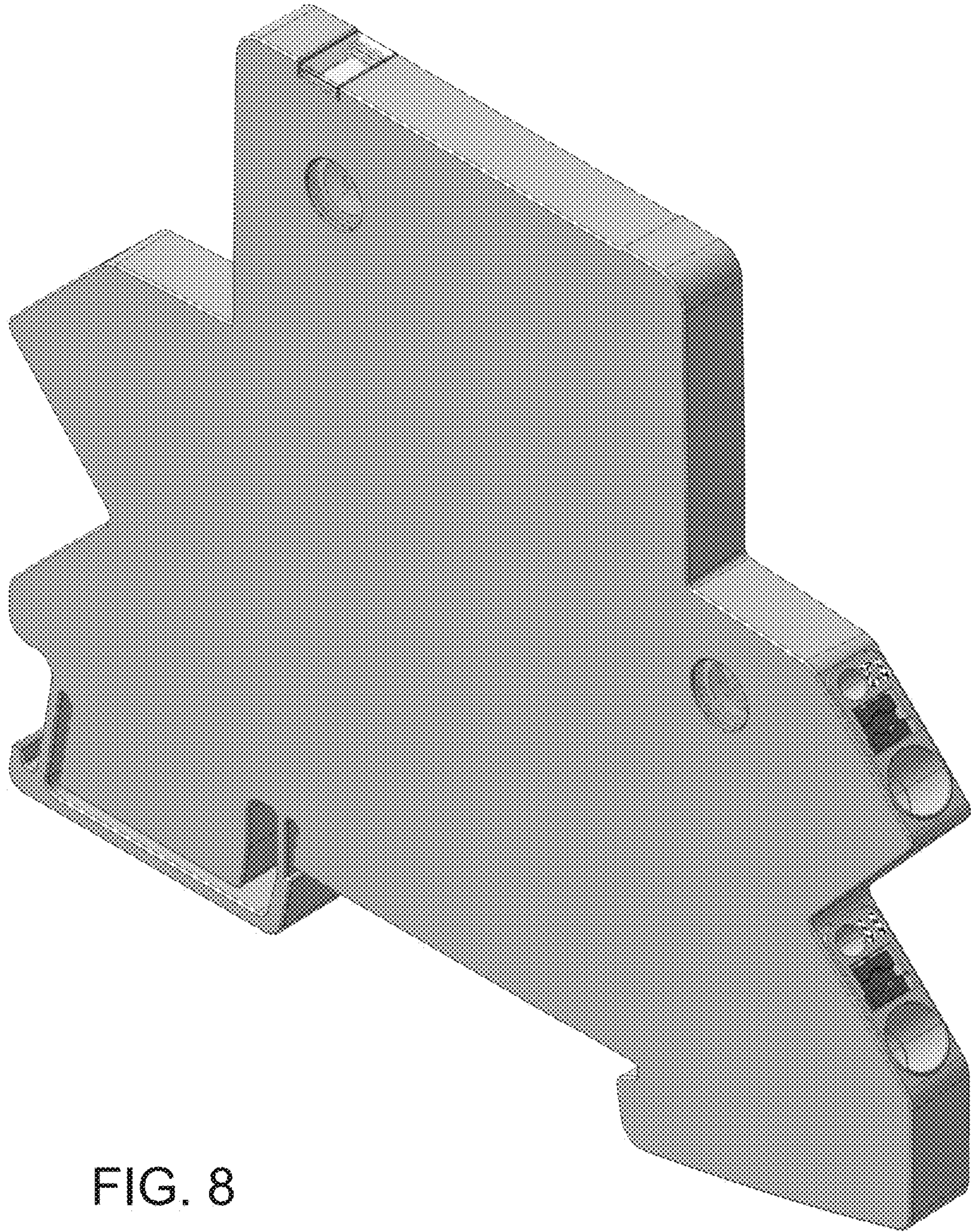


FIG. 8

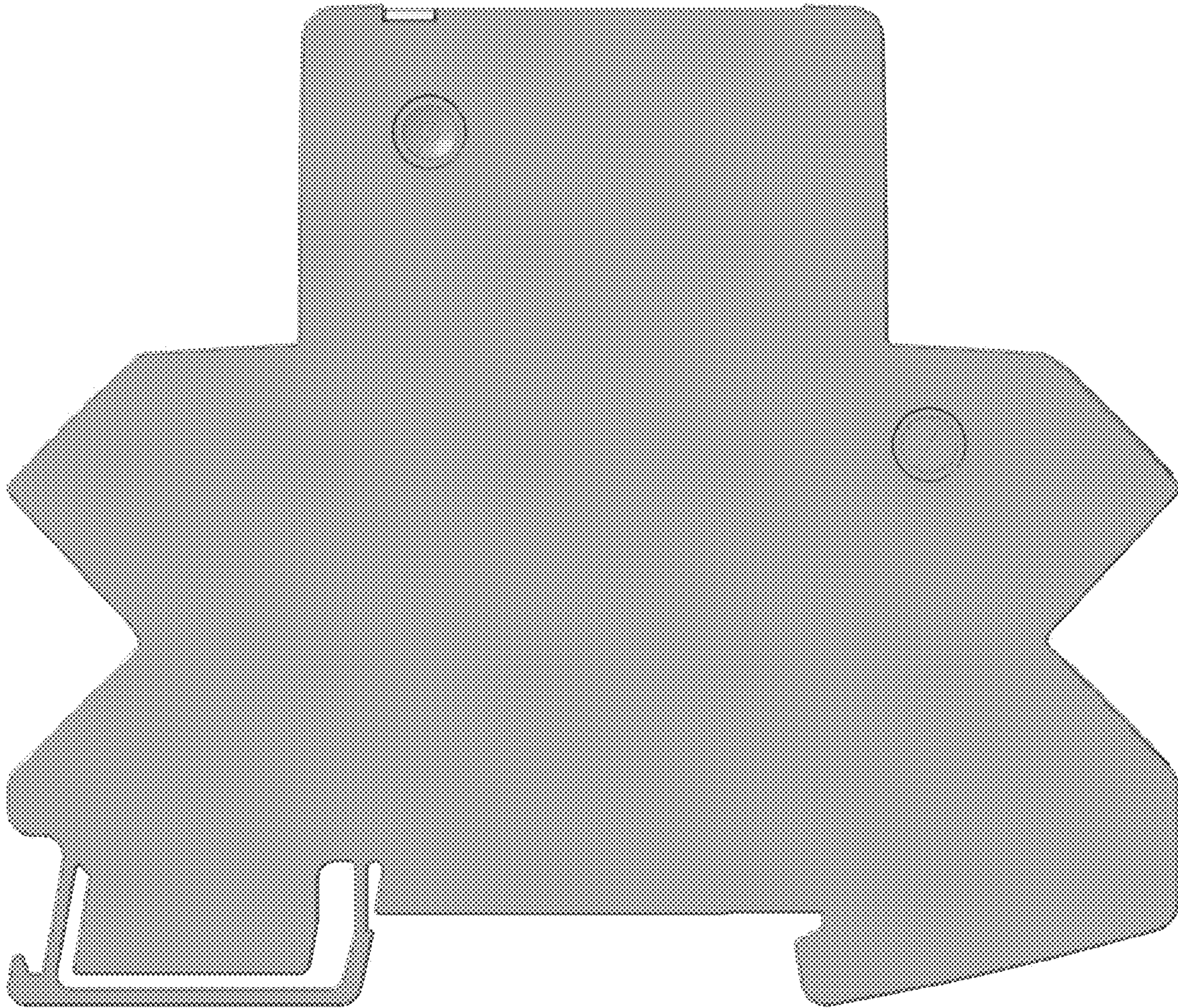


FIG. 9

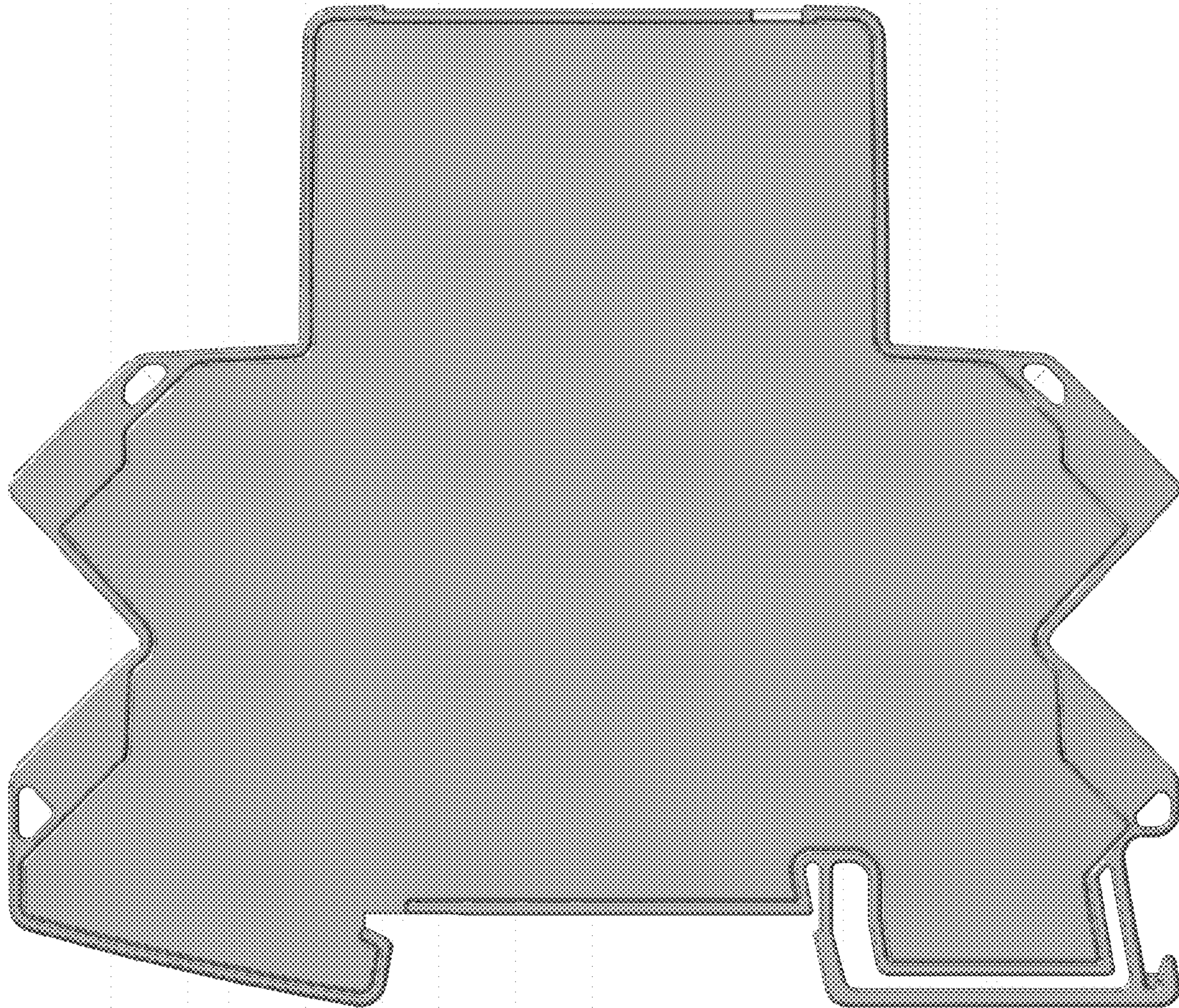


FIG. 10



FIG. 11




FIG. 12




FIG. 13




FIG. 14