



US00D951875S

(12) **United States Design Patent**
Musser et al.

(10) **Patent No.:** **US D951,875 S**
(45) **Date of Patent:** **** May 17, 2022**

(54) **CONNECTOR**

- (71) Applicant: **Samtec, Inc.**, New Albany, IN (US)
- (72) Inventors: **Randall E. Musser**, New Albany, IN (US); **Jonathan E. Buck**, New Albany, IN (US)
- (73) Assignee: **SAMTEC, INC.**, New Albany, IN (US)
- (**) Term: **15 Years**

(21) Appl. No.: **29/709,518**

(22) Filed: **Oct. 15, 2019**

(51) **LOC (13) Cl.** **13-03**

(52) **U.S. Cl.**
USPC **D13/147**

(58) **Field of Classification Search**
 USPC D13/118, 120, 121, 123, 133, 146, 147,
 D13/149, 151, 153, 154, 173, 184, 199
 CPC H01R 12/00; H01R 12/50; H01R 12/58;
 H01R 12/70; H01R 12/71; H01R 13/00;
 H01R 13/62; H01R 13/646; H01R
 13/648; H01R 13/658; H01R 13/6585;
 H01R 24/00; H01R 24/60
 See application file for complete search history.

(56) **References Cited**

U.S. PATENT DOCUMENTS

D240,934 S *	8/1976	Harkins	D13/147
4,647,130 A	3/1987	Blair et al.		
D371,541 S *	7/1996	Ezaki	D13/147
5,618,191 A	4/1997	Chikano et al.		
D407,690 S	4/1999	Lai et al.		
6,135,781 A	10/2000	Pope et al.		

(Continued)

FOREIGN PATENT DOCUMENTS

CN	2508424 Y	8/2002
CN	1529924 A	9/2004

(Continued)

OTHER PUBLICATIONS

Official Communication issued in Taiwanese Patent Application No. 108123806, dated May 5, 2020.

(Continued)

Primary Examiner — Shawn T Gingrich

(74) *Attorney, Agent, or Firm* — Keating & Bennett, LLP

(57) **CLAIM**

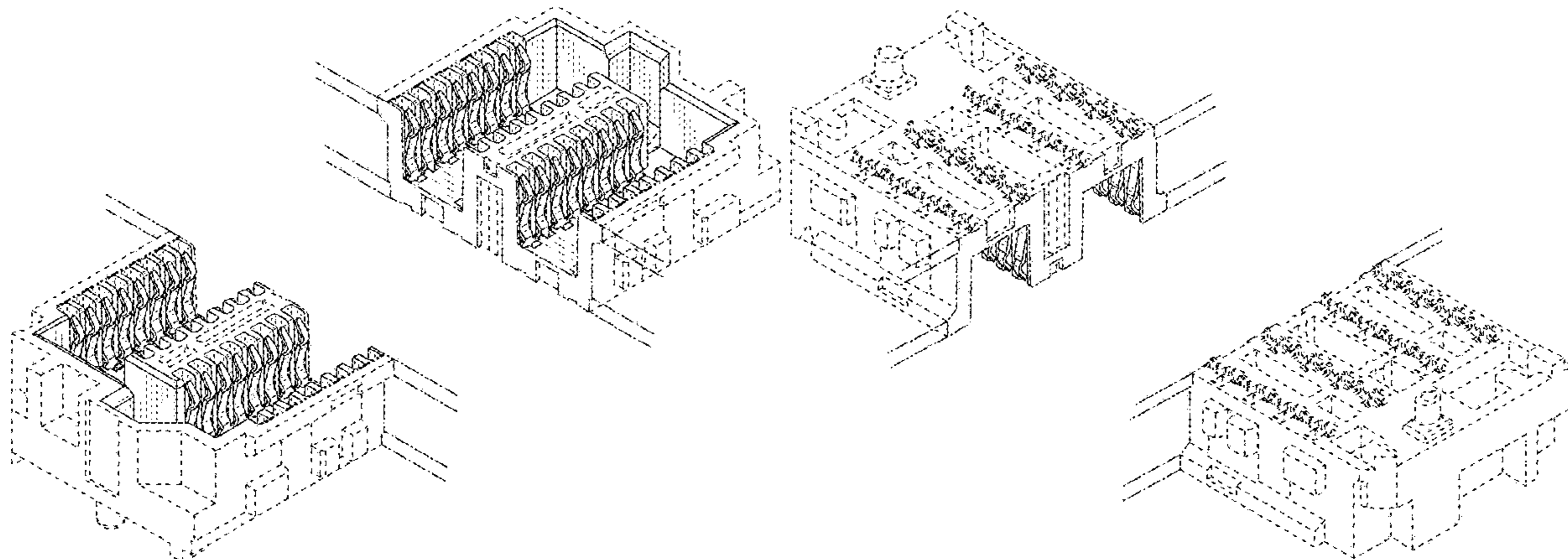
The ornamental design for a connector, as shown and described.

DESCRIPTION

FIG. 1 is a top, front, and left side perspective view of a connector showing our new design;
 FIG. 2 is a top, back, and right side perspective view thereof;
 FIG. 3 is a top, front, and left side perspective view thereof;
 FIG. 4 is a bottom, back, and right side perspective view thereof;
 FIG. 5 is a back view thereof;
 FIG. 6 is a front view thereof;
 FIG. 7 is a left side view thereof;
 FIG. 8 is a right side view thereof;
 FIG. 9 is a top view thereof; and,
 FIG. 10 is a bottom view thereof.

The dash-dash broken lines in the drawing are included to show unclaimed subject matter only and forms no part of the claimed design. The dash-dot broken lines in the drawings are included to show a symbolic break in length of the connector. The appearance of any portion of the article between the break lines forms no part of the claimed design. The dash-dot-dot lines in the drawings are included to show the boundary between claimed and unclaimed subject matter and form no part of the claimed design.

1 Claim, 7 Drawing Sheets



(56)

References Cited

U.S. PATENT DOCUMENTS

D451,884 S * 12/2001 Hisatomi D13/147
 D451,885 S * 12/2001 Hisatomi D13/147
 6,343,951 B1 2/2002 Ono et al.
 D455,127 S 4/2002 Wu
 D471,873 S * 3/2003 Kawase D13/147
 6,565,390 B2 * 5/2003 Wu H01R 12/7005
 439/378
 6,634,894 B1 10/2003 Ko
 6,699,048 B2 3/2004 Johnson et al.
 6,702,590 B2 3/2004 Zaderej et al.
 D489,039 S * 4/2004 Kawase D13/147
 D489,687 S 5/2004 Kawase et al.
 6,746,281 B1 6/2004 Zhang
 D500,740 S * 1/2005 Fan D13/147
 D502,921 S * 3/2005 Zhang D13/147
 D505,920 S 6/2005 Moritake
 6,918,776 B2 7/2005 Spink, Jr.
 6,969,286 B1 * 11/2005 Mongold H01R 12/57
 439/874
 D512,379 S * 12/2005 Shimizu D13/147
 D517,495 S * 3/2006 Fan D13/147
 D561,696 S 2/2008 Chen et al.
 7,341,482 B2 3/2008 Ngo
 7,422,447 B2 9/2008 Daily et al.
 D582,858 S * 12/2008 Hoshino D13/147
 D583,331 S * 12/2008 Zhang D13/147
 D678,843 S 3/2013 Faith
 D704,663 S * 5/2014 Smith D13/147
 D705,173 S * 5/2014 Smith D13/147
 D712,841 S * 9/2014 Buck D13/154
 D877,084 S * 3/2020 Buck D13/147
 D877,700 S * 3/2020 Buck D13/133
 D896,183 S * 9/2020 Musser D13/147
 2003/0013325 A1 1/2003 Zaderej et al.
 2006/0178022 A1 8/2006 Liu
 2009/0130912 A1 5/2009 Shuey et al.
 2011/0201234 A1 8/2011 Long
 2011/0256763 A1 10/2011 De Geest et al.
 2012/0083155 A1 4/2012 Minich et al.
 2012/0094544 A1 * 4/2012 Sato H01R 13/11
 439/660
 2012/0238145 A1 9/2012 Zhang et al.
 2012/0322305 A1 12/2012 Uchiyama
 2013/0316586 A1 11/2013 Nagamine
 2016/0064837 A1 3/2016 Yu et al.
 2016/0134057 A1 5/2016 Buck et al.
 2017/0125946 A1 5/2017 Horchler et al.
 2021/0126401 A1 * 4/2021 Musser H01R 13/6461

FOREIGN PATENT DOCUMENTS

CN 2772061 Y 4/2006
 CN 201639018 U 11/2010
 CN 102832492 A 12/2012
 CN 103427204 A 12/2013
 CN 105449427 A 3/2016
 EP 1 544 949 A1 6/2005
 JP 2002-083637 A 3/2002
 JP 2009-059671 A 3/2009
 JP 2014-165029 A 9/2014
 TW D163688 S 10/2014
 TW I558026 B 11/2016
 TW D197460 S 5/2019
 TW D197461 S 5/2019

TW D198415 S 7/2019
 TW D198416 S 7/2019
 TW D199668 S 9/2019
 TW M589915 U 1/2020

OTHER PUBLICATIONS

Official Communication issued in International Patent Application No. PCT/US2020/062389, dated Mar. 22, 2021.
 Samtec, "0.8MM Edge Rate Socket Assembly", Dwg. No. ERF8-XXX-XX.X-XXX-DV-XXXX-XX, Sep. 26, 2005, 7 pages.
 Samtec, "0.8MM Edge Rate Terminal Assembly", Dwg. No. ERM8-XXX-XX.X-XXX-DV-XXXX-XX, Sep. 27, 2005, 7 pages.
 Musser et al., "Contact", U.S. Appl. No. 29/759,286, filed Nov. 20, 2020.
 Musser et al., "Connector", U.S. Appl. No. 29/773,719, filed Mar. 11, 2021.
 Musser et al., "Contact", U.S. Appl. No. 29/773,721, filed Mar. 11, 2021.
 Musser et al., "Contact", U.S. Appl. No. 29/773,722, filed Mar. 11, 2021.
 Musser et al., "Connector", U.S. Appl. No. 29/773,723, filed Mar. 11, 2021.
 Musser et al., "Connector", U.S. Appl. No. 29/773,724, filed Mar. 11, 2021.
 Musser et al., "Connector", U.S. Appl. No. 29/773,725, filed Mar. 11, 2021.
 Musser, et al., "Contact"; U.S. Appl. No. 29/655,784, filed Jul. 6, 2018.
 Musser, et al., "Contact"; U.S. Appl. No. 29/655,786, filed Jul. 6, 2018.
 Musser, et al., "Connector and Contact"; U.S. Appl. No. 29/652,012, filed Nov. 5, 2018.
 Musser, et al., "Connector"; U.S. Appl. No. 29/652,014, filed Dec. 17, 2018.
 Musser, et al., "Connector"; U.S. Appl. No. 29/652,015, filed Dec. 17, 2018.
 Musser, et al., "Connector"; U.S. Appl. No. 29/716,201, filed Dec. 6, 2019.
 Musser, et al., "Connector"; U.S. Appl. No. 29/716,202, filed Dec. 6, 2019.
 Faith, et al.; U.S. Appl. No. 29/579,623, filed Sep. 30, 2016.
 Official Communication issued in corresponding Taiwanese Patent Application No. 108123806, dated Nov. 20, 2020.
 Musser et al., "Connector With Top- and Bottom-Stitched Contacts", U.S. Appl. No. 17/056,486, filed Nov. 18, 2020.
 Official Communication issued in corresponding Taiwanese Patent Application No. 109305929, dated Feb. 2, 2021.
 Official Communication issued in corresponding Taiwanese Patent Application No. 109305930, dated Feb. 2, 2021.
 Official Communication issued in corresponding Taiwanese Patent Application No. 109305931, dated Feb. 3, 2021.
 Official Communication issued in corresponding Taiwanese Patent Application No. 109300858, dated Feb. 5, 2021.
 Official Communication issued in corresponding Taiwanese Patent Application No. 109305927, dated Feb. 2, 2021.
 Official Communication issued in corresponding Taiwanese Patent Application No. 109305928, dated Feb. 2, 2021.
 Official Communication issued in corresponding Chinese Patent Application No. 201910602689.8, dated Aug. 23, 2021.
 Official Communication issued in corresponding Taiwanese Patent Application No. 109142234, dated Sep. 16, 2021.

* cited by examiner

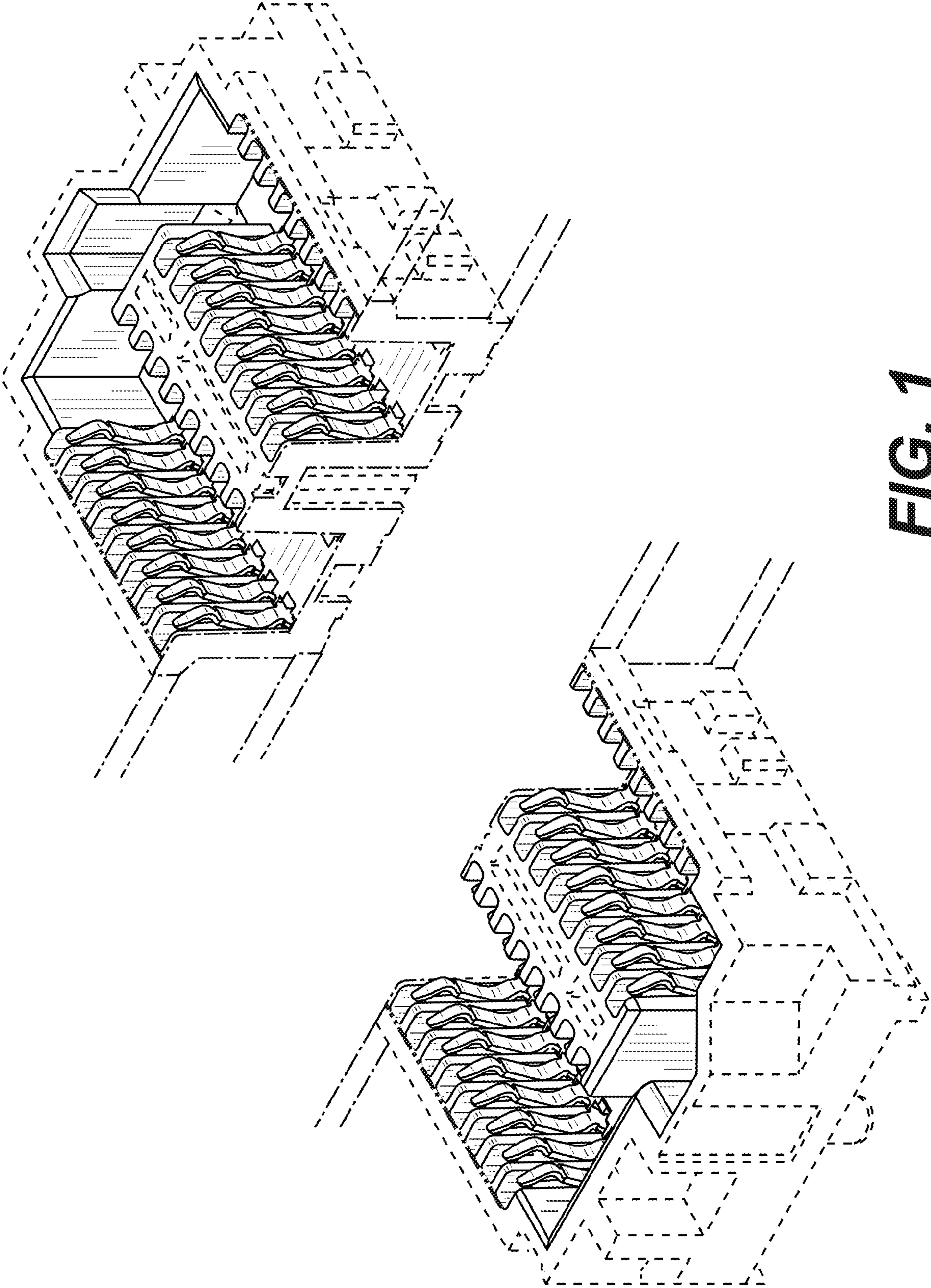


FIG. 1

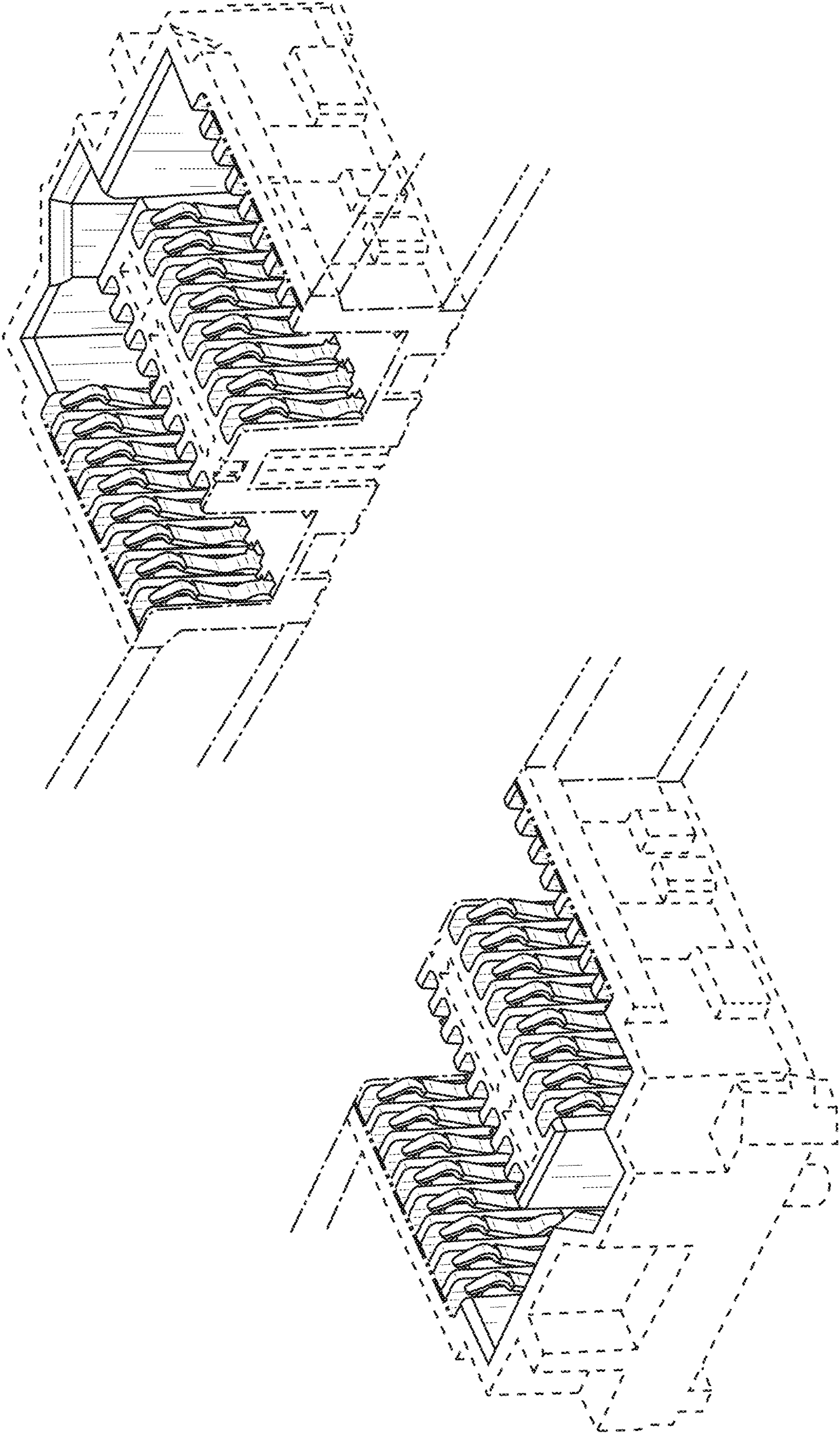


FIG. 2

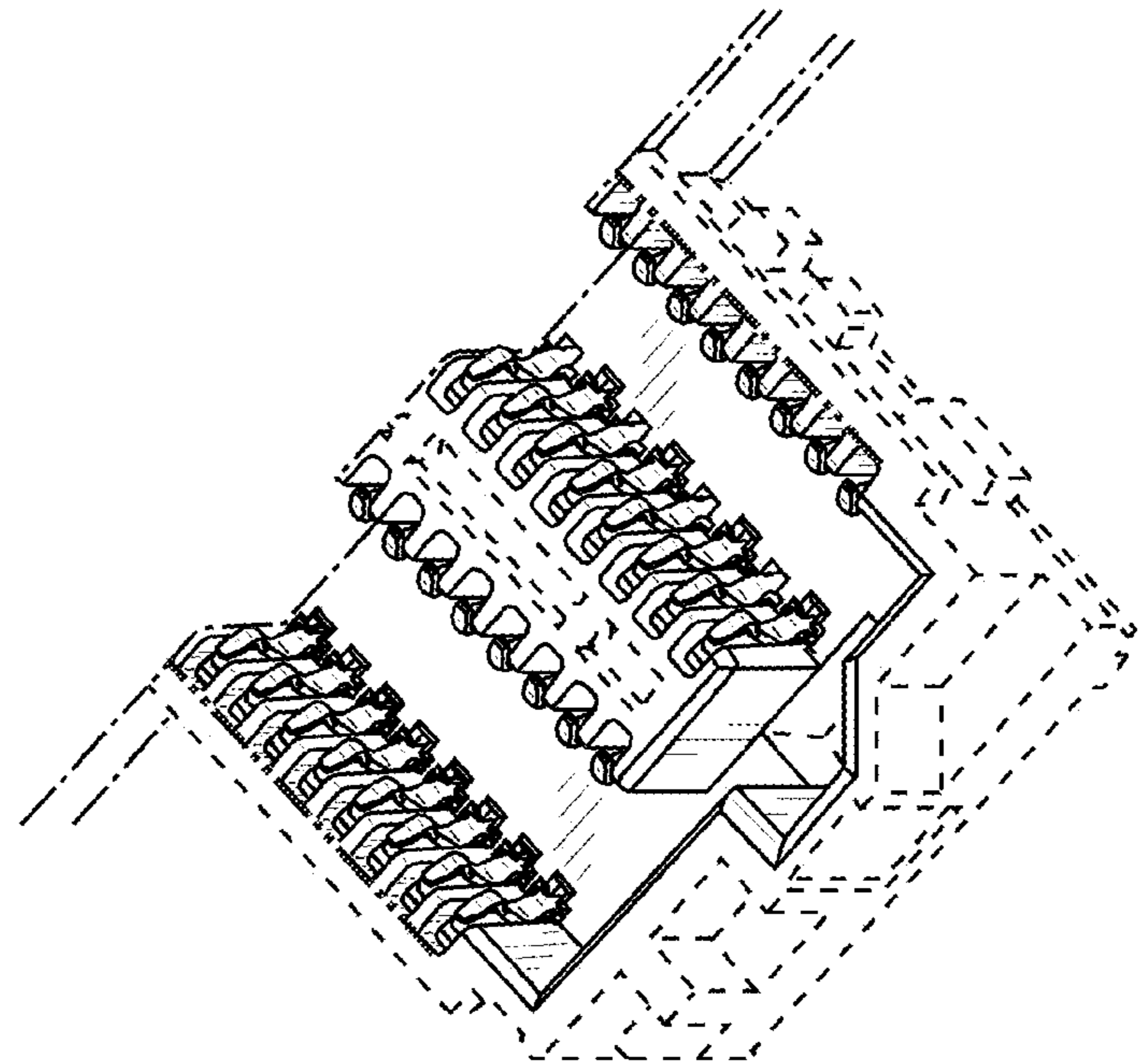
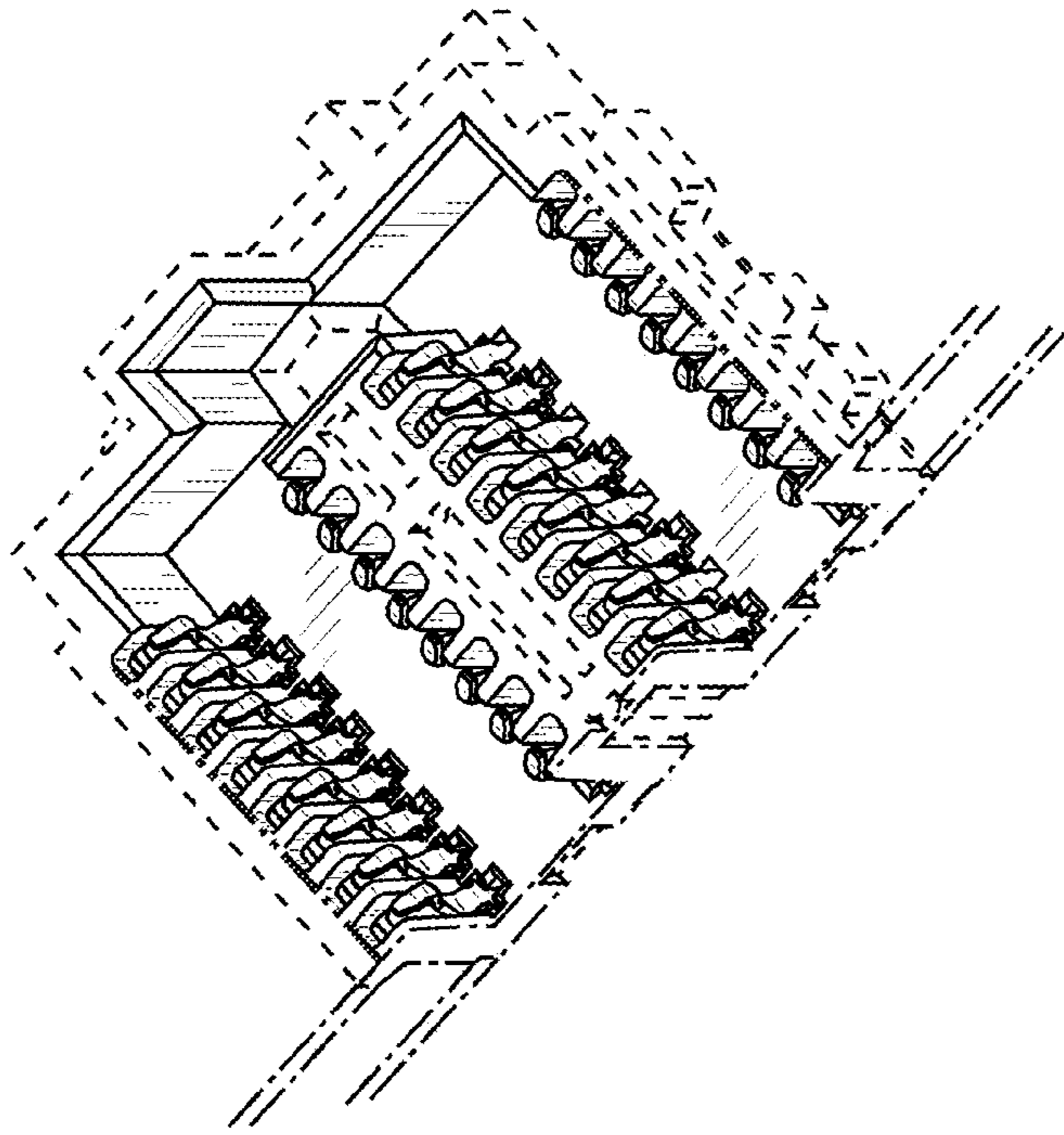


FIG. 3

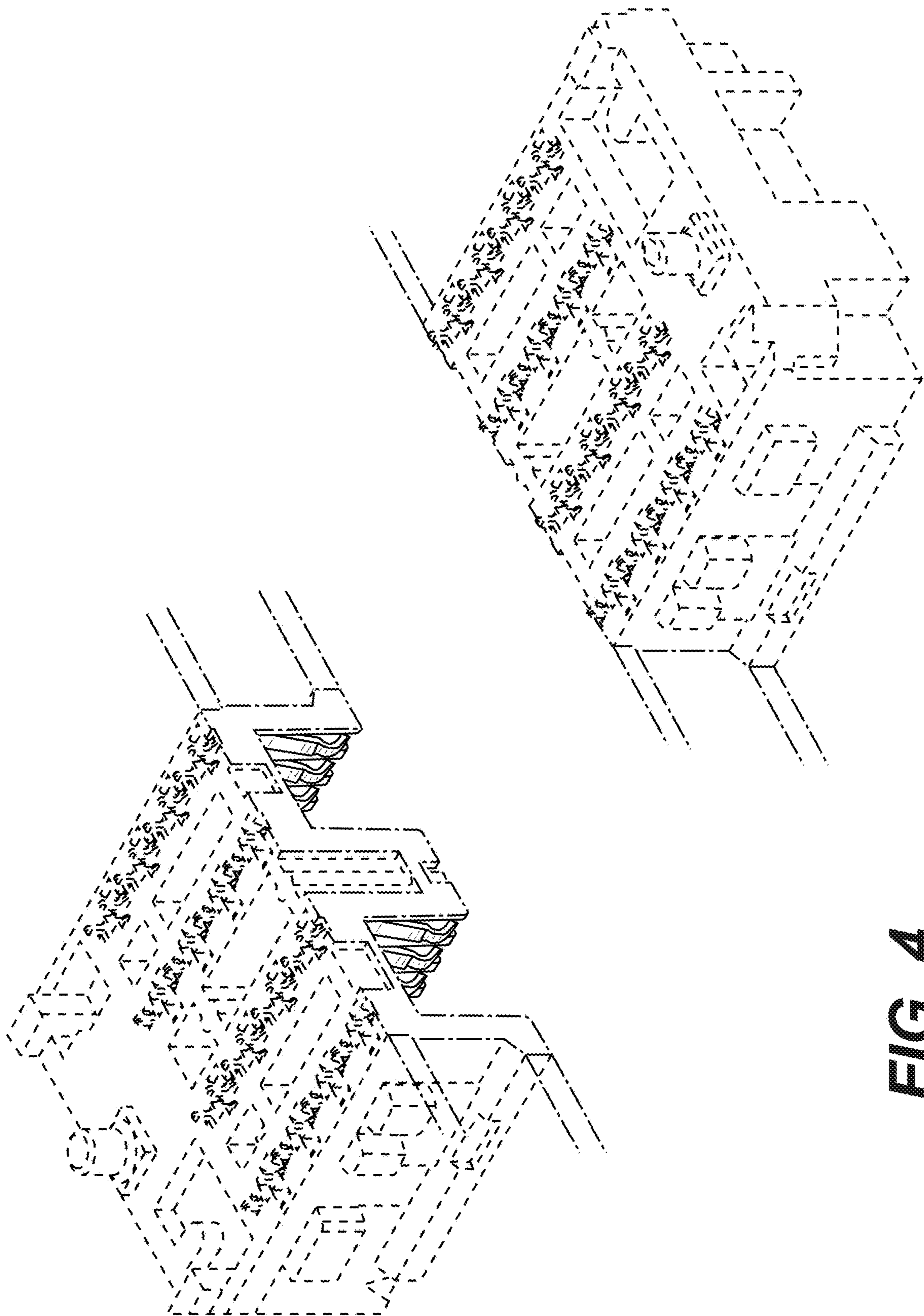


FIG. 4

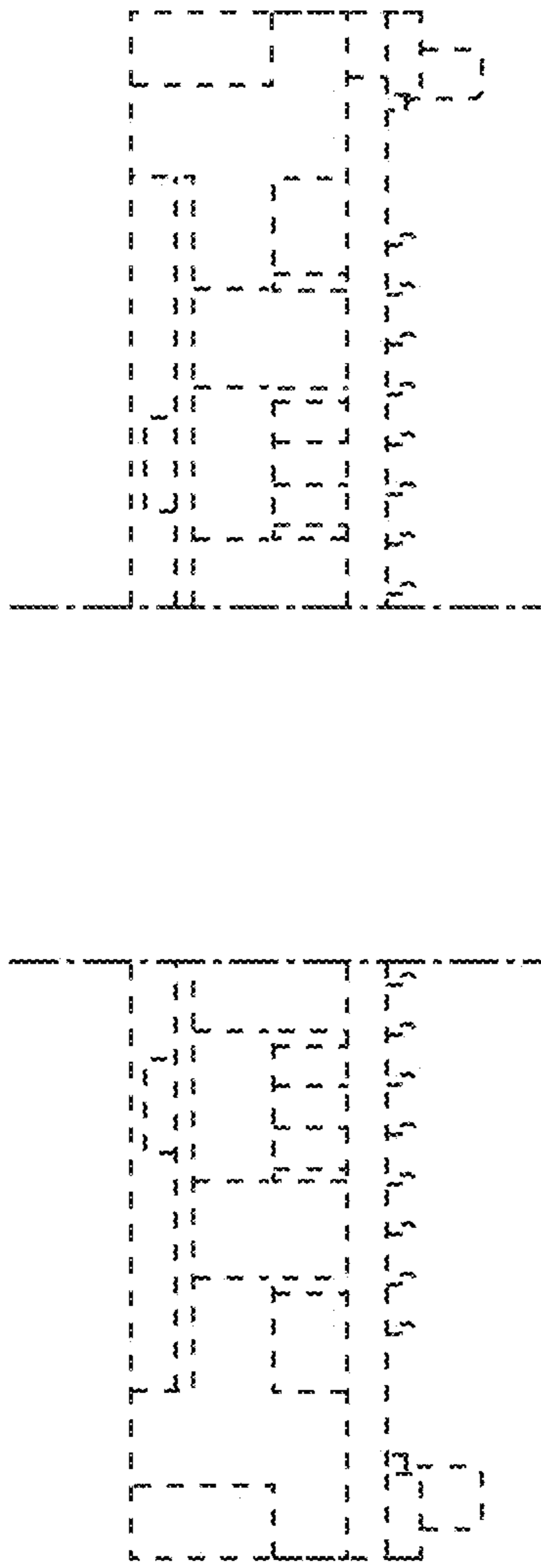


FIG. 5



FIG. 6




FIG. 7

FIG. 8

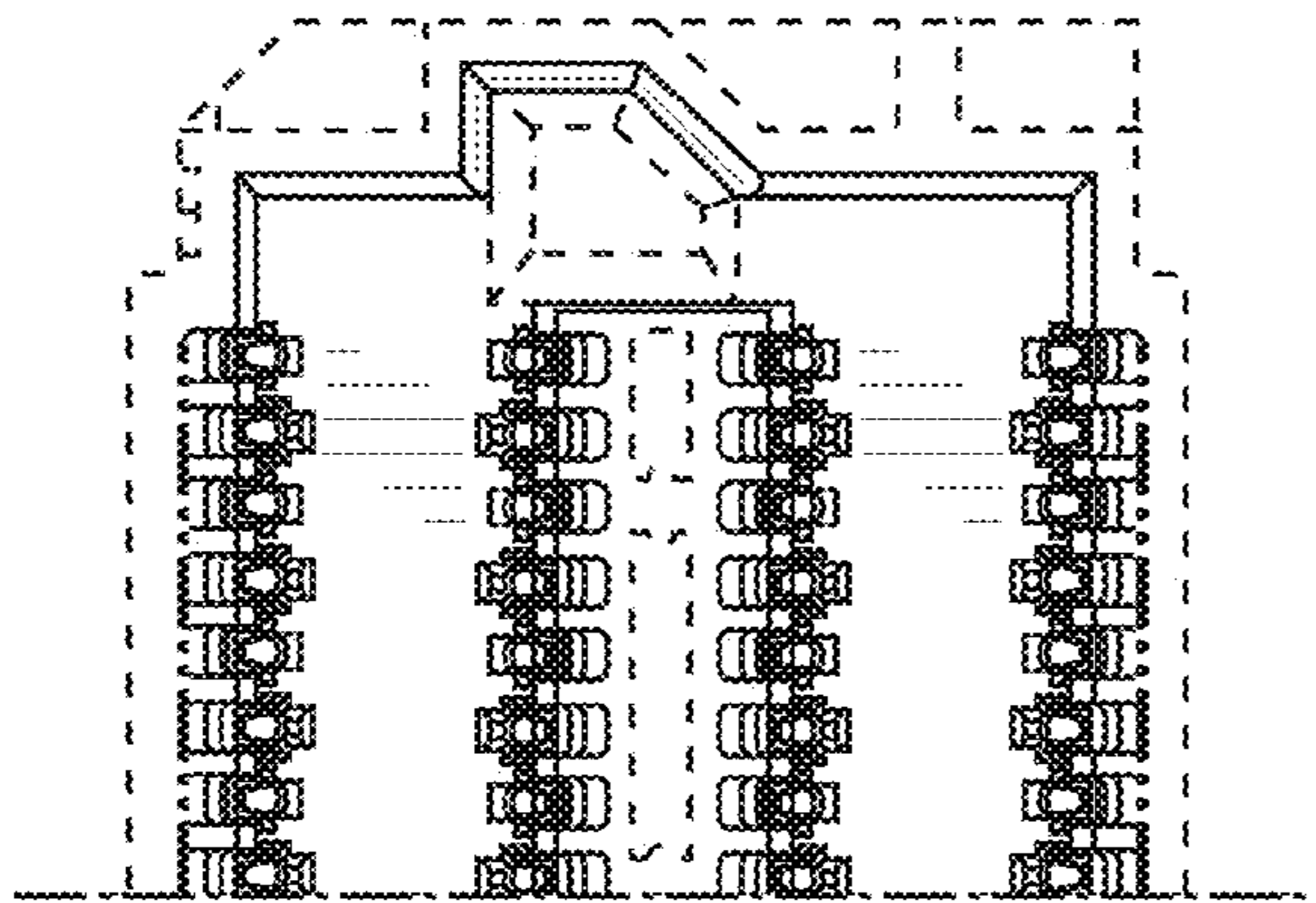


FIG. 9

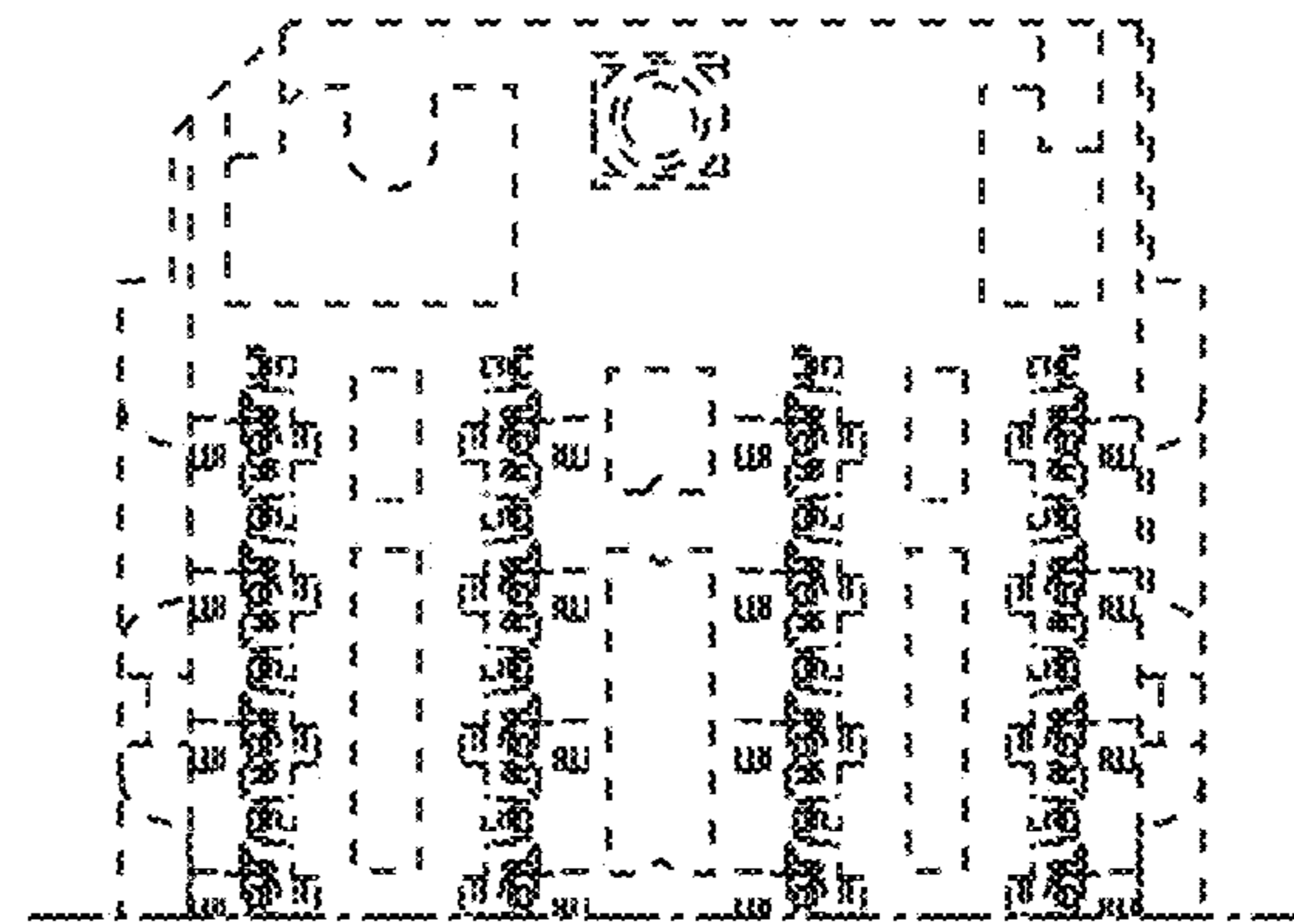


FIG. 10

