



US00D951847S

(12) **United States Design Patent**
Cummings et al.

(10) **Patent No.:** **US D951,847 S**

(45) **Date of Patent:** **** May 17, 2022**

(54) **AIRCRAFT**

(71) Applicants: **Darold B Cummings**, Coeur D'Alene, ID (US); **Mano Judd**, Heath, TX (US)

(72) Inventors: **Darold B Cummings**, Coeur D'Alene, ID (US); **Mano Judd**, Heath, TX (US)

(**) Term: **15 Years**

(21) Appl. No.: **29/734,924**

(22) Filed: **May 15, 2020**

(51) **LOC (13) Cl.** **12-07**

(52) **U.S. Cl.**
USPC **D12/319**

(58) **Field of Classification Search**
USPC D12/1-4, 16.1, 319-345, 400, 159, 160, D12/190, 196, 203; D21/436-453
CPC B64C 27/20; B64C 2201/024; B64C 2201/104; B64C 2201/021; B64C 2201/141; B64C 39/06
See application file for complete search history.

(56) **References Cited**

U.S. PATENT DOCUMENTS

- D192,064 S * 1/1962 Petry D12/331
- D196,157 S * 8/1963 Petry D12/330
- 3,804,428 A * 4/1974 Amick B62B 15/004
280/8
- 3,834,654 A * 9/1974 Miranda B64C 39/068
244/13
- 4,146,199 A * 3/1979 Wenzel B64C 39/068
244/36
- D292,203 S * 10/1987 Ligeti D12/319
- D292,910 S * 11/1987 McGiboney D12/331
- D292,911 S * 11/1987 Argondezzi D12/345
- 4,856,736 A * 8/1989 Adkins B64C 39/068
244/45 R
- D304,821 S * 11/1989 Ratony D12/331
- D311,720 S * 10/1990 Butler D12/331

- D442,540 S * 5/2001 Cellini D12/308
- D486,776 S * 2/2004 Carr D12/319
- 6,840,478 B2 * 1/2005 Carr B64C 39/068
244/45 R
- D526,951 S * 8/2006 Houck, II D12/319
- D598,838 S * 8/2009 Carr D12/319
- D724,001 S * 3/2015 Garreau D12/331
- D776,571 S * 1/2017 Barrett A63H 33/003
D12/16.1
- D796,414 S * 9/2017 Fenny D12/328
- D798,794 S * 10/2017 Fenny D12/328
- D817,812 S * 5/2018 Whitten, Jr. D12/16.1
- D843,920 S * 3/2019 Hernadi D12/345
- D844,538 S * 4/2019 Hernadi D12/345
- D899,302 S * 10/2020 Holgate D12/16.1
- 10,899,447 B2 * 1/2021 Hernadi B64C 39/068
- D916,623 S * 4/2021 LeGrand, III D12/16.1
- D917,340 S * 4/2021 Welsh D12/16.1
- D920,214 S * 5/2021 Oliveira D12/340
- D929,303 S * 8/2021 deGraaff D12/328
- D930,548 S * 9/2021 Schaferlein D12/328

(Continued)

Primary Examiner — Marissa J Cash

(74) *Attorney, Agent, or Firm* — Morland C. Fischer

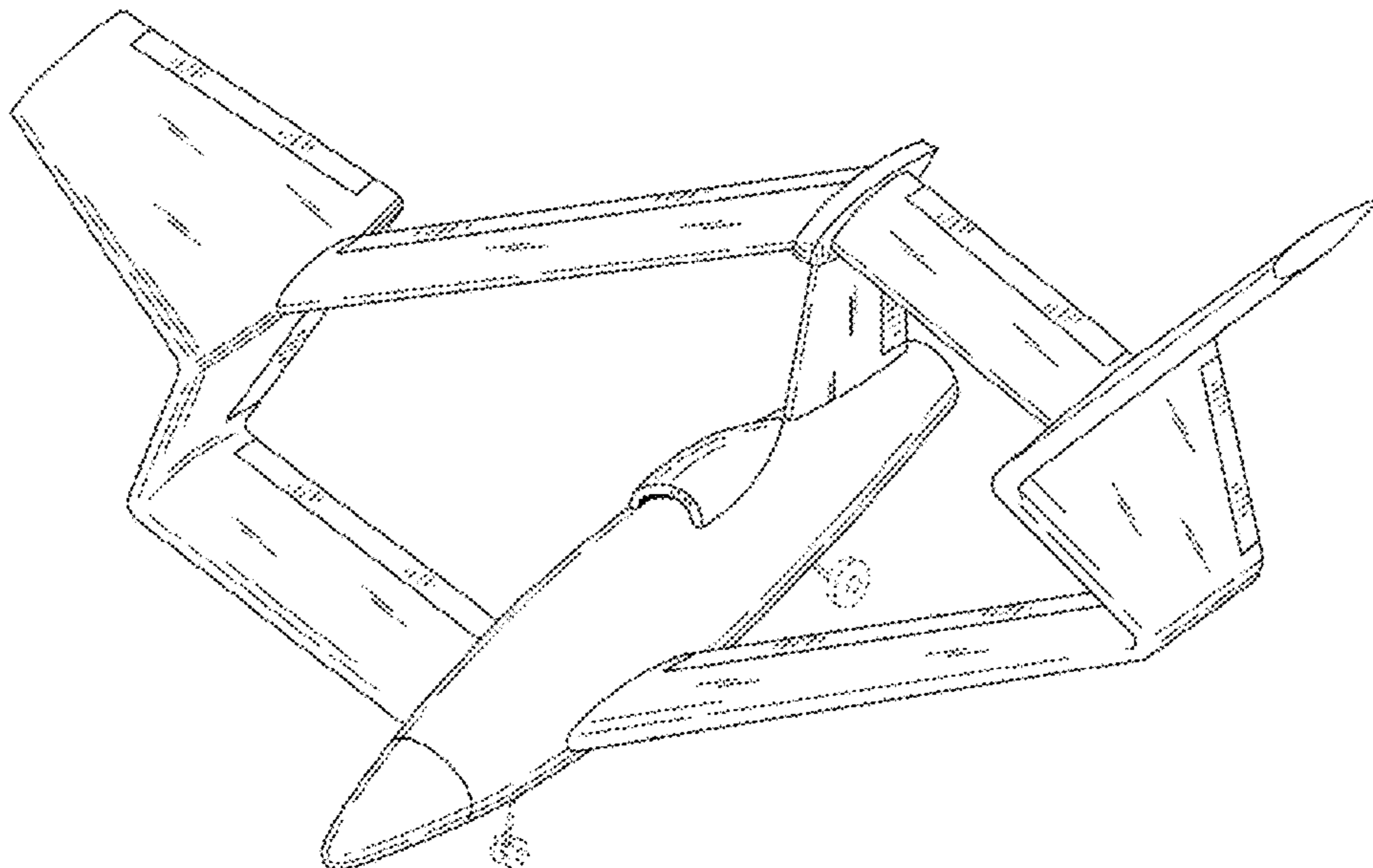
(57) **CLAIM**

The ornamental design for an aircraft, as shown and described.

DESCRIPTION

FIG. 1 is a perspective view showing the front, top and left side of an aircraft which forms our new design;
FIG. 2 is a top plan view thereof;
FIG. 3 is a left side elevational view thereof;
FIG. 4 is a right side elevational view thereof;
FIG. 5 is a bottom plan view thereof;
FIG. 6 is a front elevational view thereof; and,
FIG. 7 is a rear elevational view thereof.
The broken lines in the drawings depict portions of the aircraft, that form no part of the claimed design.

1 Claim, 4 Drawing Sheets



(56)

References Cited

U.S. PATENT DOCUMENTS

11,124,286 B1 * 9/2021 Piedmonte B64C 11/001
2010/0224721 A1 * 9/2010 Wood B64C 39/068
244/12.3
2015/0225071 A1 * 8/2015 Tighe B64C 29/02
244/12.4
2017/0300066 A1 * 10/2017 Douglas G05D 1/0833
2018/0029695 A1 * 2/2018 Pashayev B64C 17/06
2018/0134372 A1 * 5/2018 Kanistras B64C 39/024
2020/0089227 A1 * 3/2020 LeGrand B64C 11/46
2020/0239150 A1 * 7/2020 Kimchi B64D 29/06

* cited by examiner

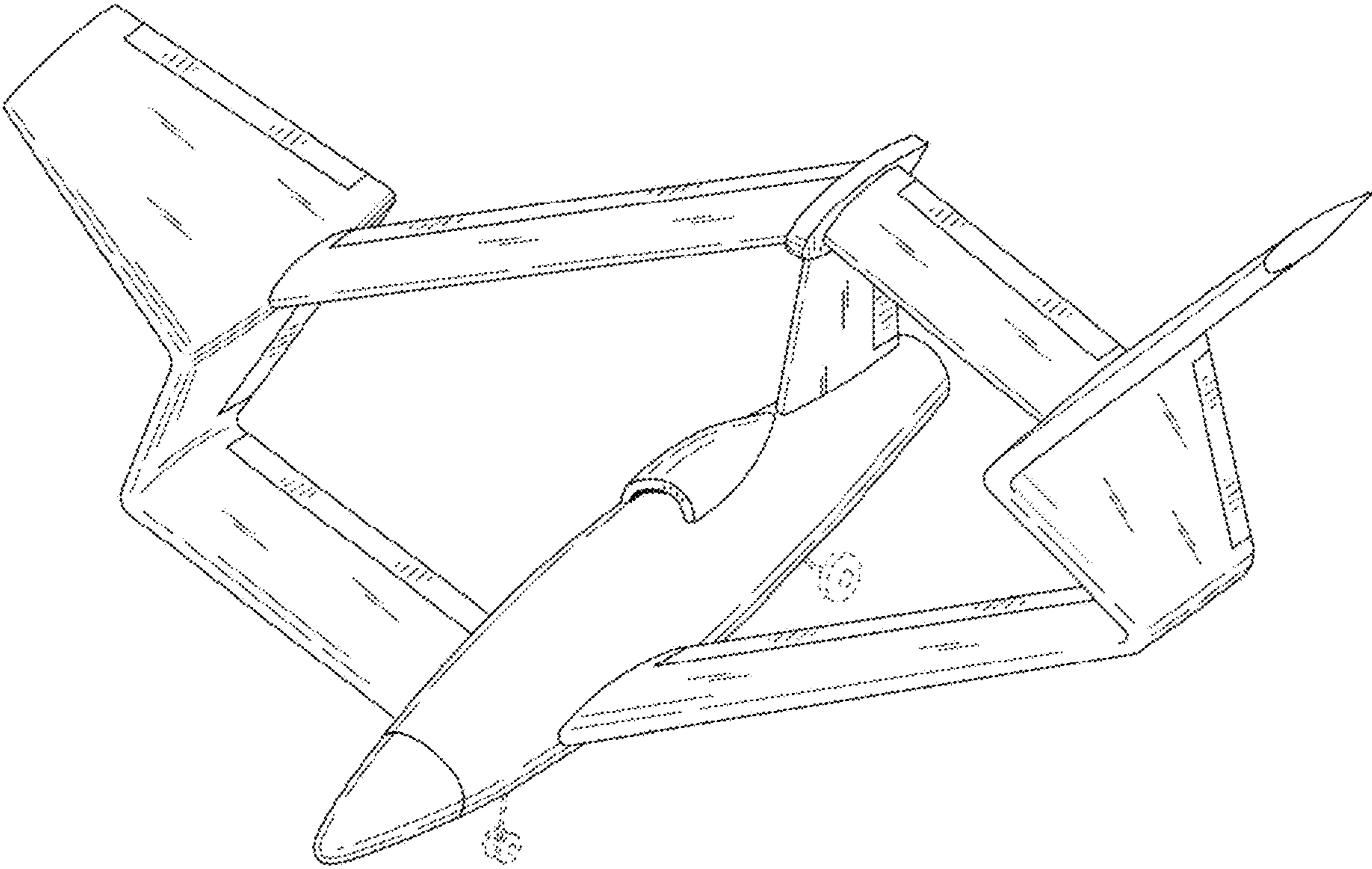


FIG. 1

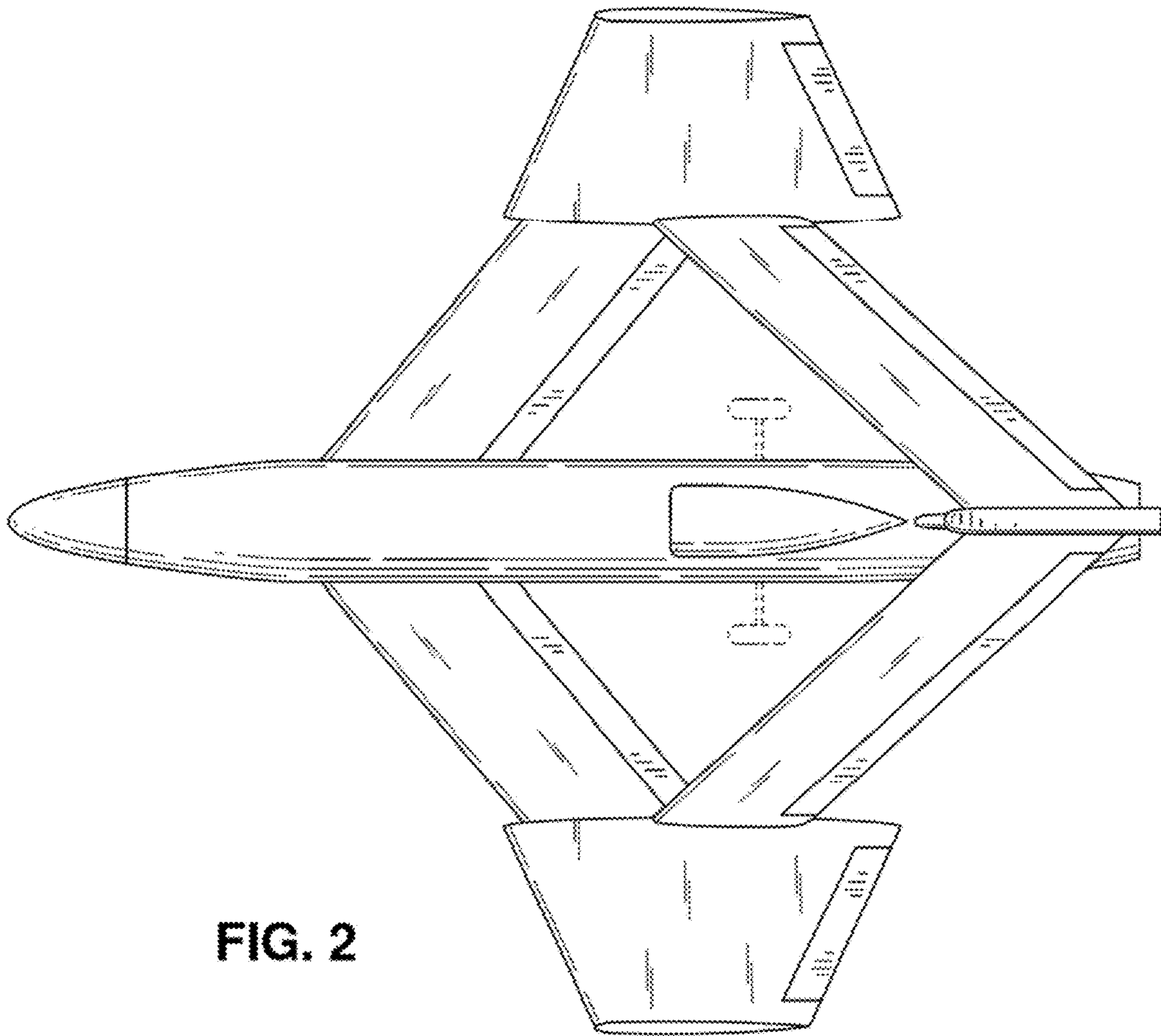


FIG. 2

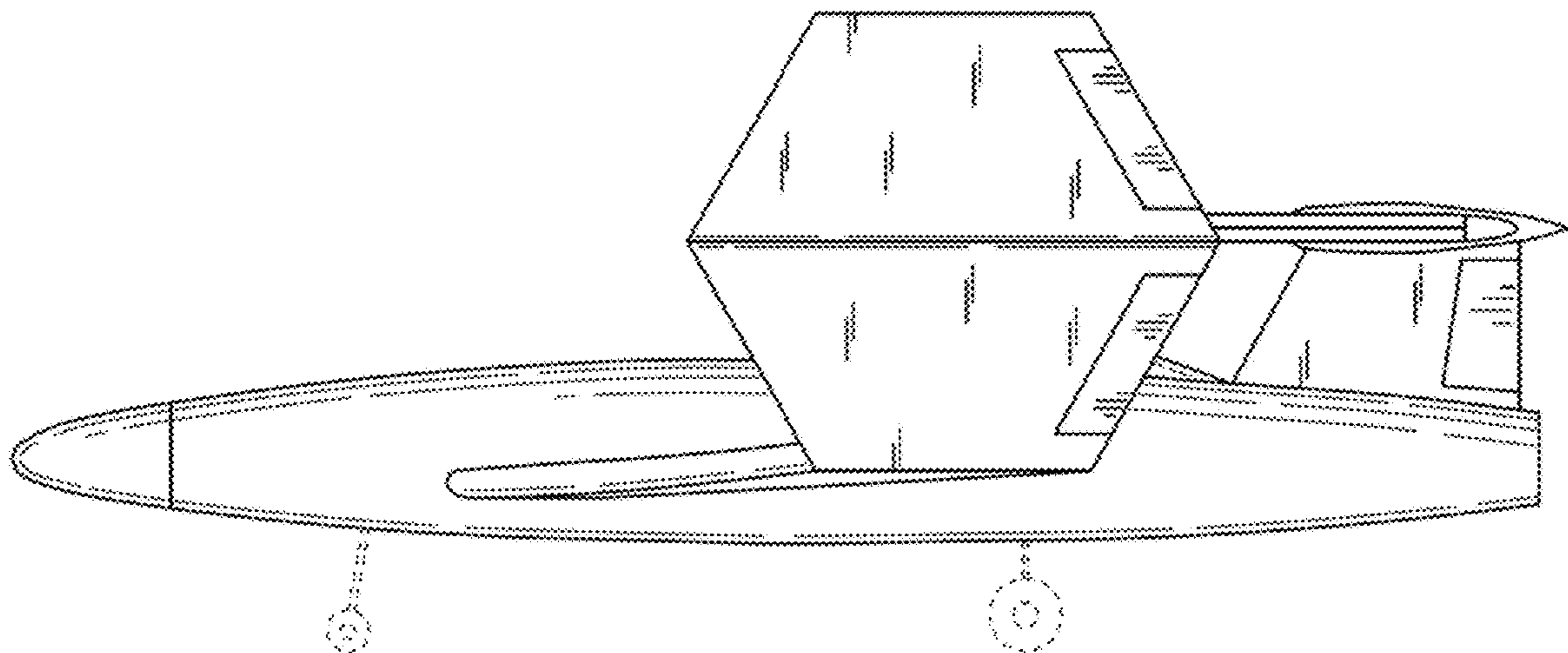


FIG. 3

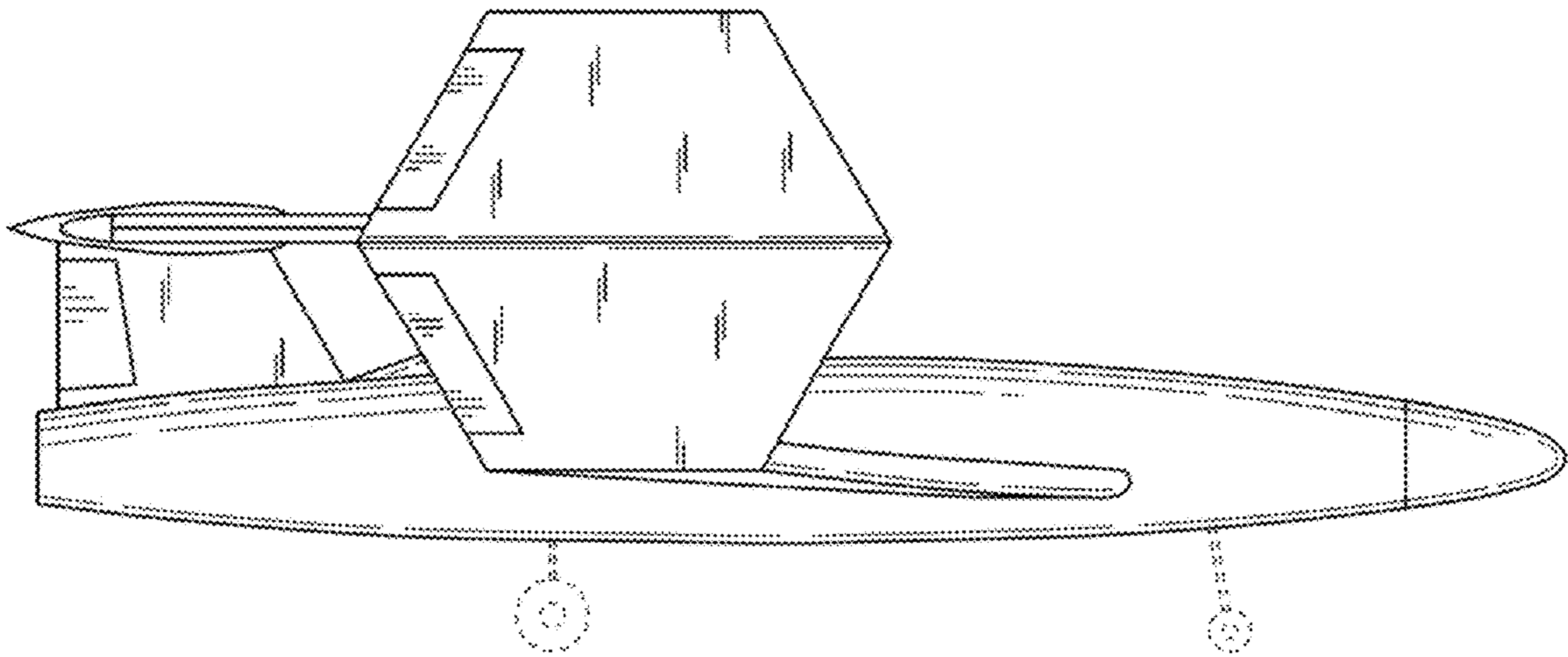


FIG. 4

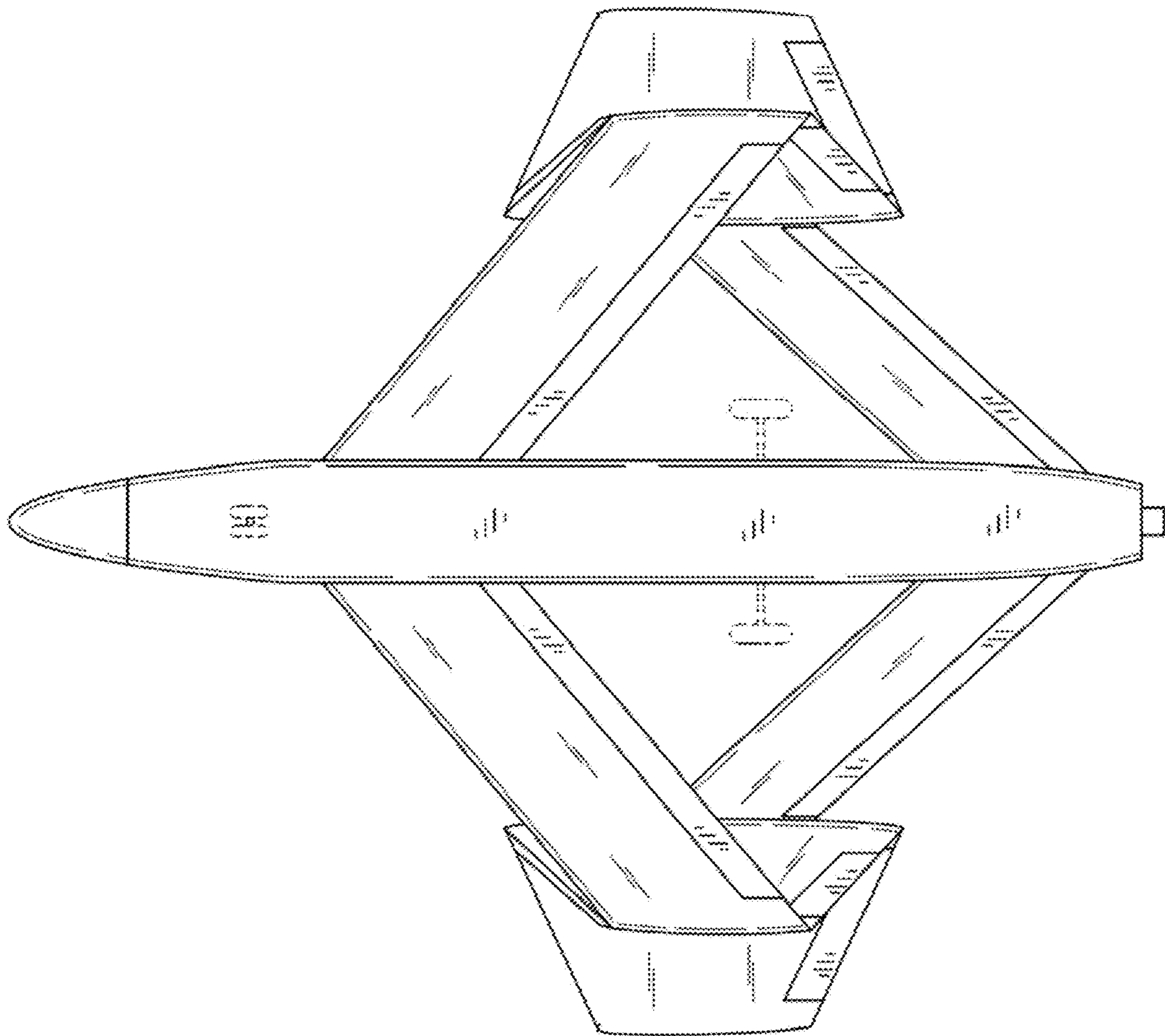


FIG. 5

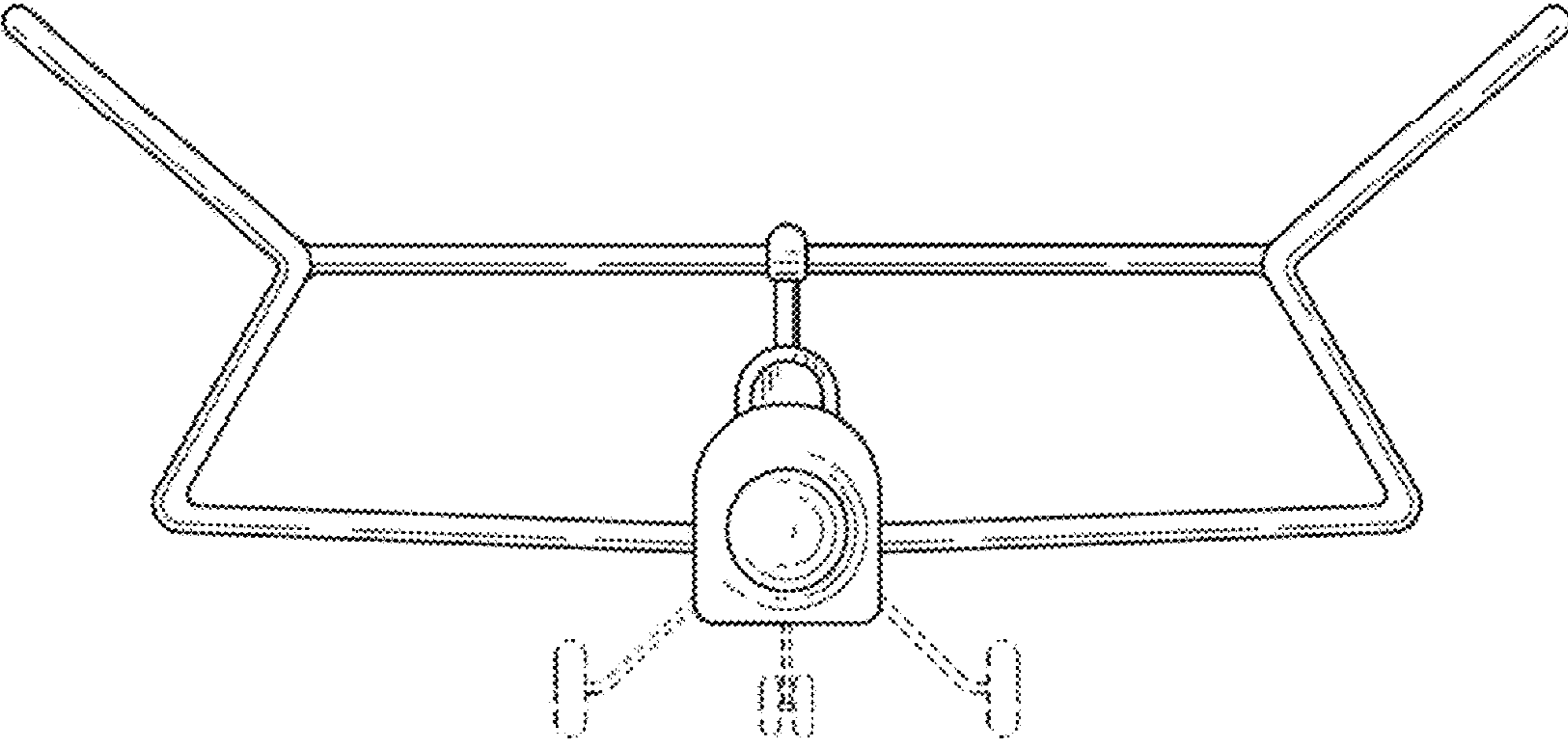


FIG. 6

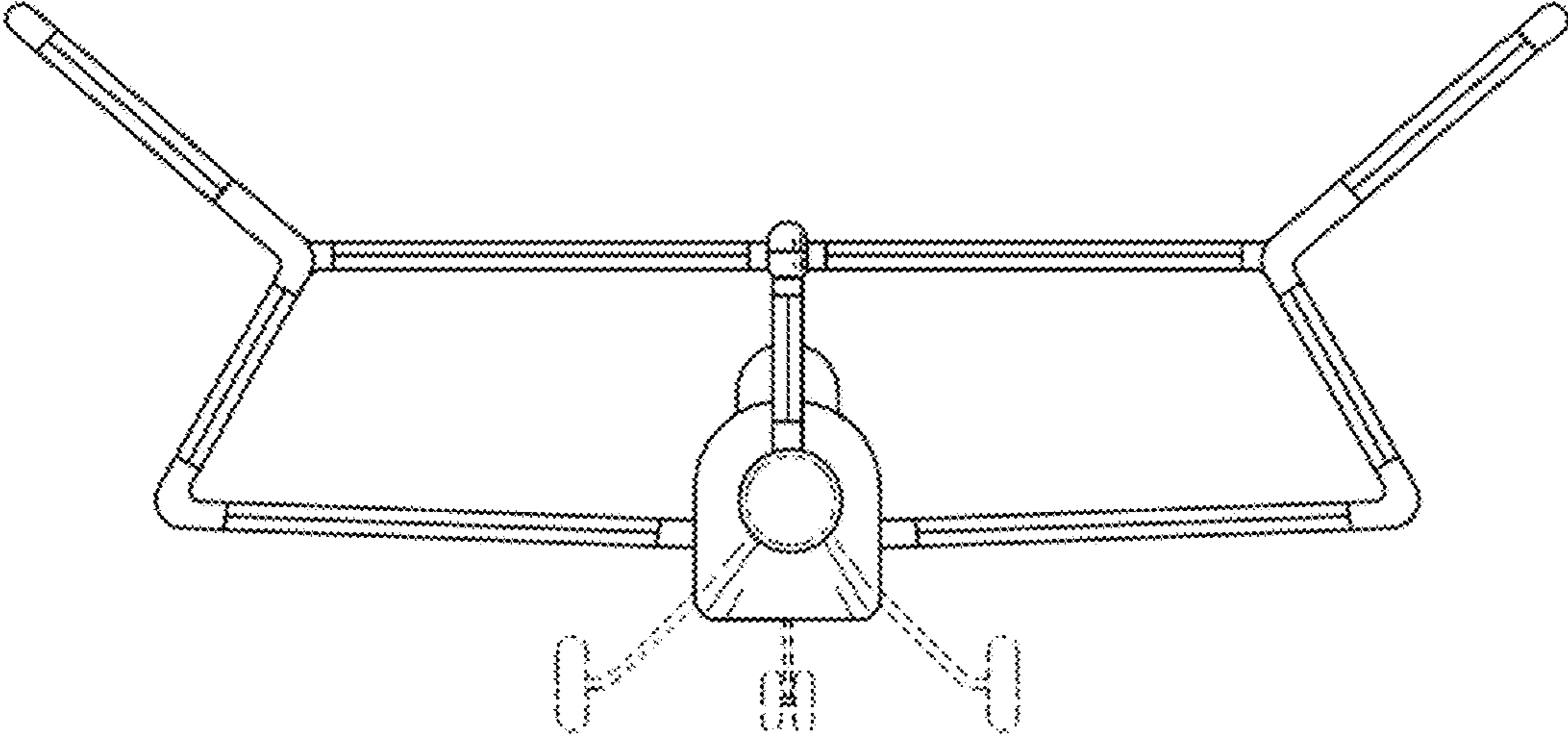


FIG. 7