



US00D951846S

(12) **United States Design Patent**
Gan

(10) **Patent No.:** **US D951,846 S**

(45) **Date of Patent:** **** May 17, 2022**

(54) **CAR CONSOLE LINER**

D906,220 S * 12/2020 Milhoan D12/221
D938,885 S * 12/2021 Zou D12/221

(71) Applicant: **YuTing Gan**, Shenzhen (CN)

* cited by examiner

(72) Inventor: **YuTing Gan**, Shenzhen (CN)

Primary Examiner — Katrina A Betton

(**) Term: **15 Years**

(57) **CLAIM**

(21) Appl. No.: **29/794,198**

The ornamental design for a car console liner, as shown and described.

(22) Filed: **Jun. 10, 2021**

DESCRIPTION

(51) **LOC (13) Cl.** **12-16**

(52) **U.S. Cl.**

USPC **D12/221**

(58) **Field of Classification Search**

USPC D12/221, 98, 203

CPC B60N 3/04; B60R 13/01; B60R 7/04

See application file for complete search history.

(56) **References Cited**

U.S. PATENT DOCUMENTS

D639,124 S	*	6/2011	Byun	D7/701
D852,717 S	*	7/2019	Champney	D12/221
D852,718 S	*	7/2019	Champney	D12/221
D867,952 S	*	11/2019	Champney	D12/203
D867,967 S	*	11/2019	Champney	D12/221
D881,784 S	*	4/2020	Chen	D12/221
D890,072 S	*	7/2020	Milhoan	D12/221
D890,073 S	*	7/2020	Milhoan	D12/221
D904,966 S	*	12/2020	Milhoan	D12/221

FIG. 1 is a front and top perspective view of a car console liner, showing my new design;

FIG. 2 is a rear and bottom perspective view thereof;

FIG. 3 is a front elevation view thereof;

FIG. 4 is a rear elevation view thereof;

FIG. 5 is a left side elevation view thereof;

FIG. 6 is a right side elevation view thereof;

FIG. 7 is a top plan view thereof;

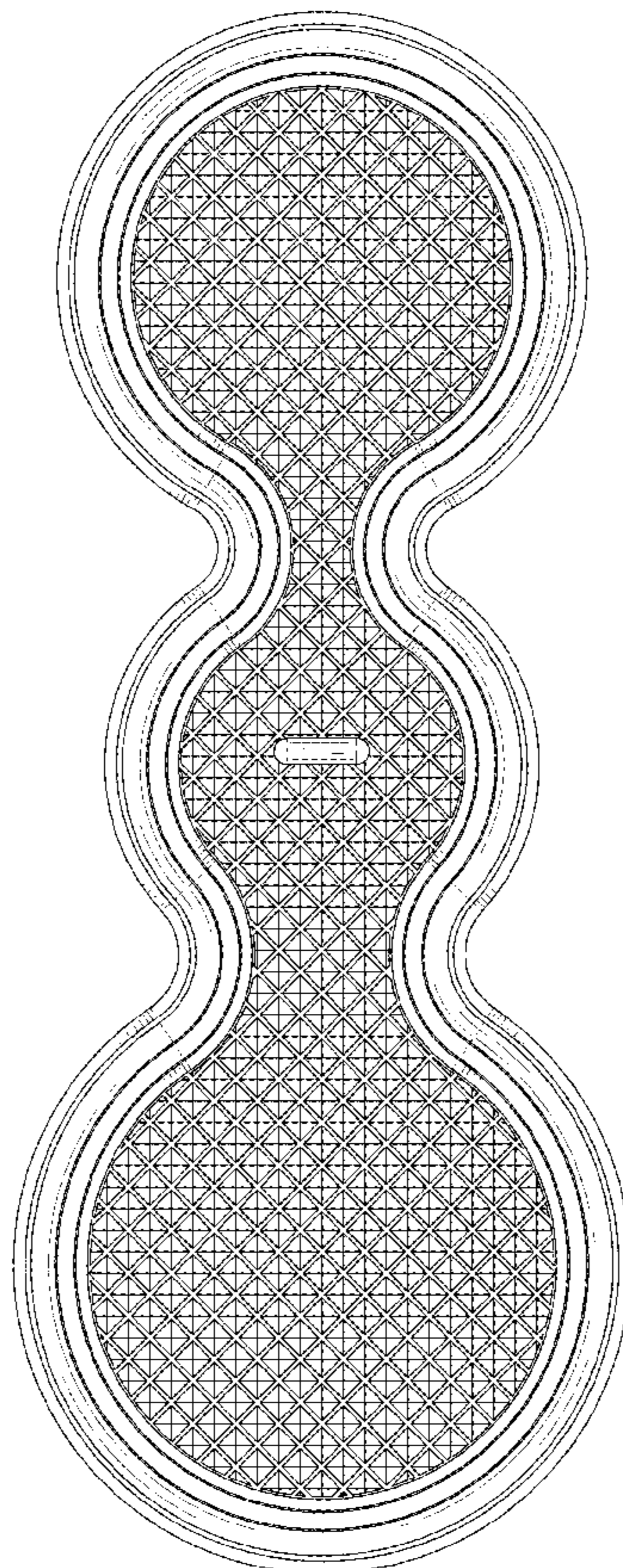
FIG. 8 is a bottom plan view thereof;

FIG. 9 is an enlarged view of a portion labeled, 'FIG. 9' in FIG. 1; and,

FIG. 10 is another perspective view thereof, shown in a using position.

The dashed broken lines in FIG. 10 illustrate environmental structure and form no part of the claimed design. The dash dot dash lines in FIGS. 1 and 9-10 represent boundaries and form no part of the claimed design.

1 Claim, 10 Drawing Sheets



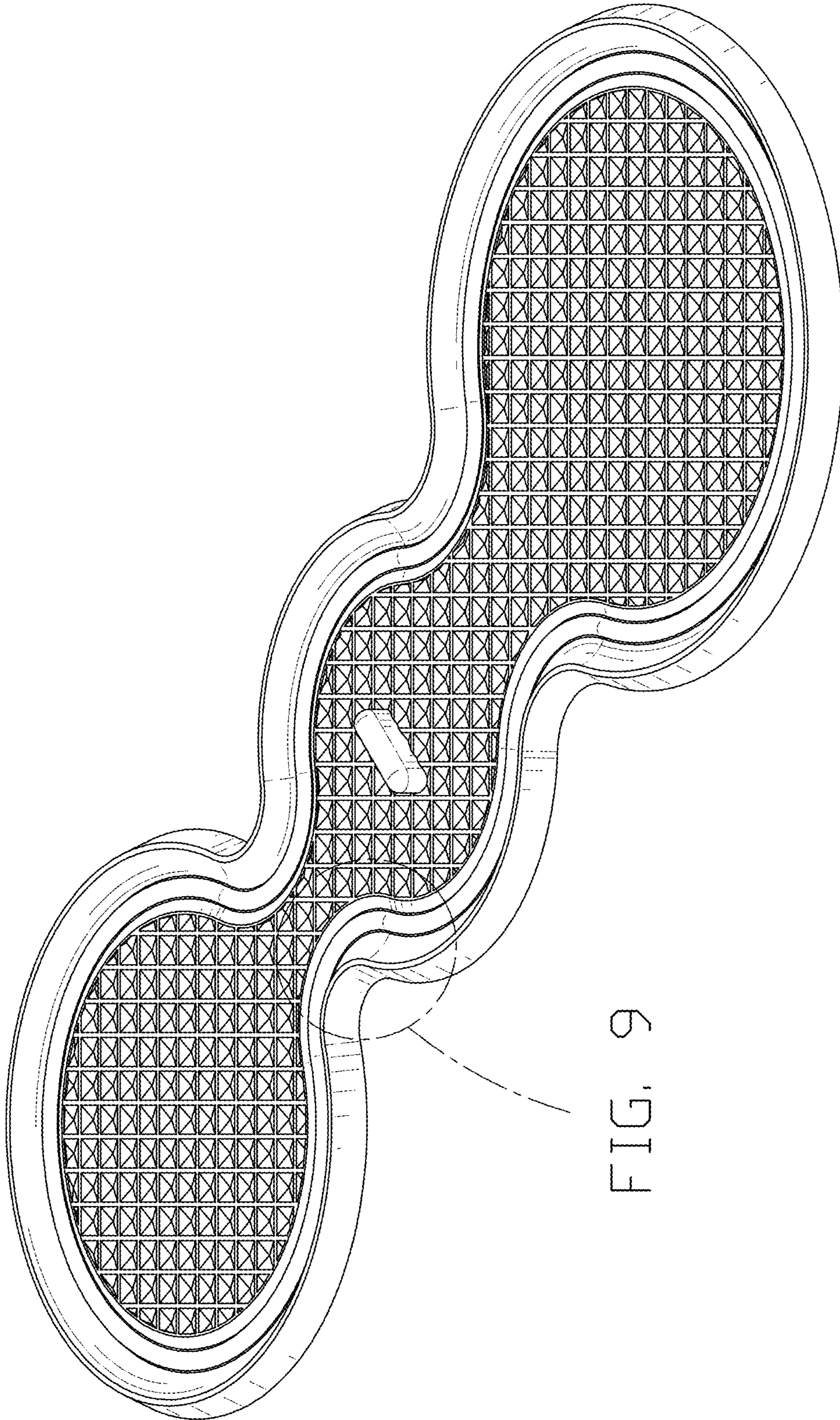


FIG. 9

FIG. 1



FIG. 2

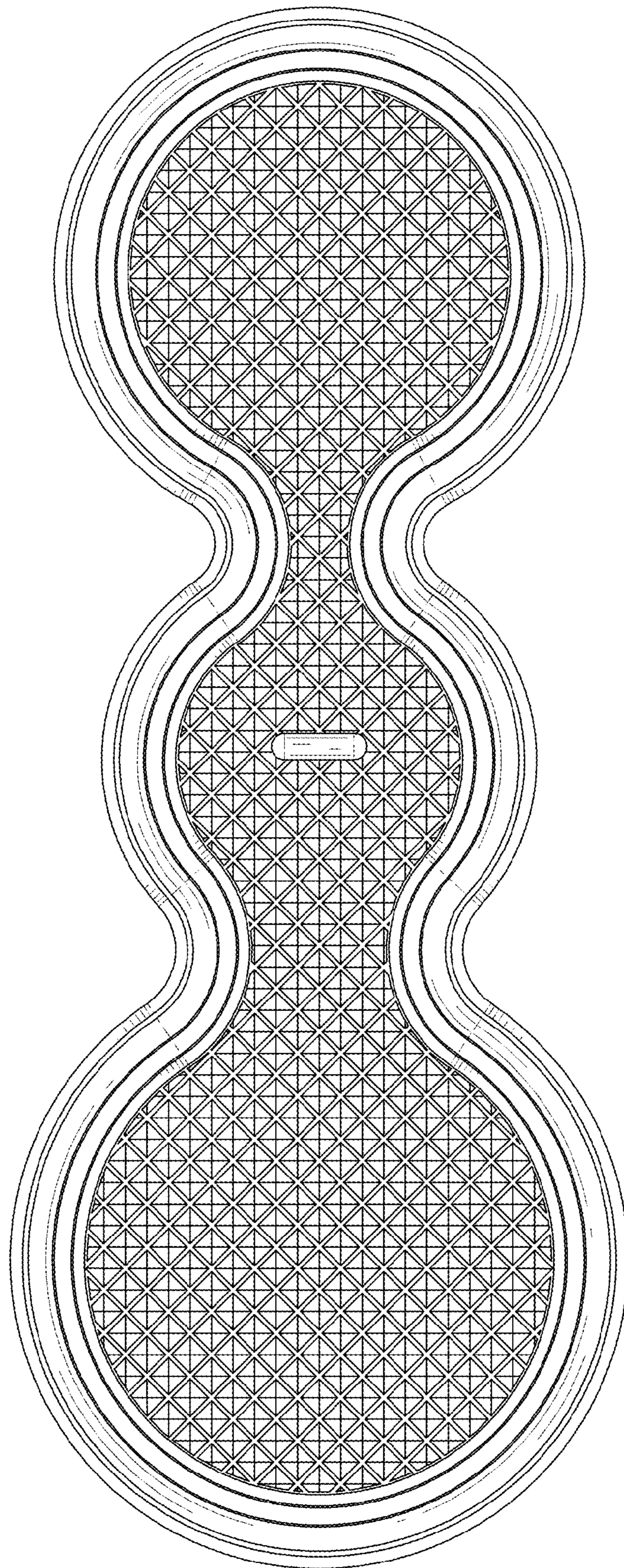


FIG. 3

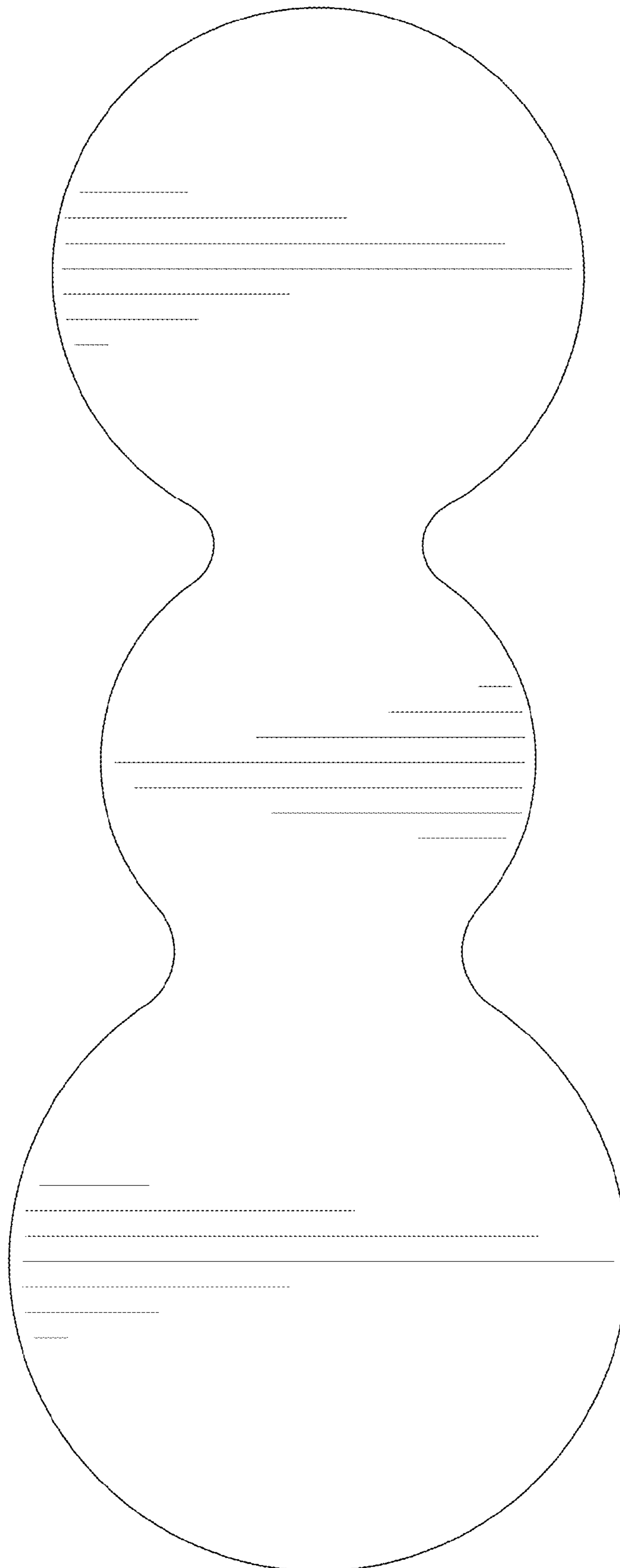


FIG. 4



FIG. 5




FIG. 6




FIG. 7

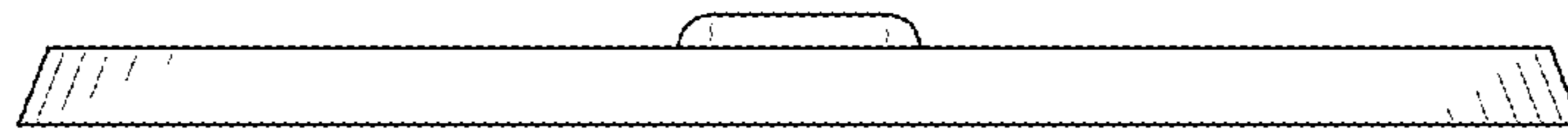


FIG. 8

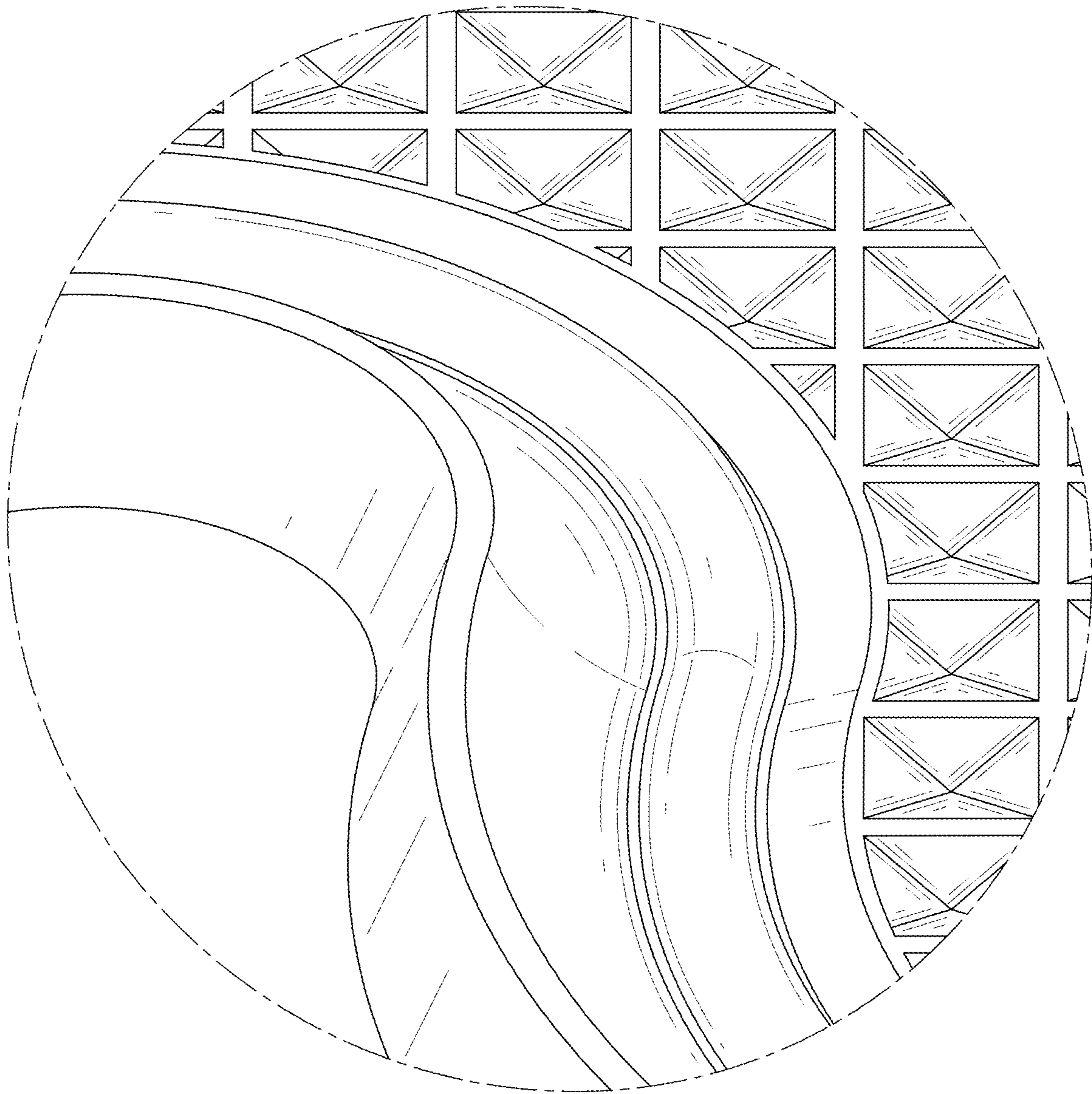


FIG. 9

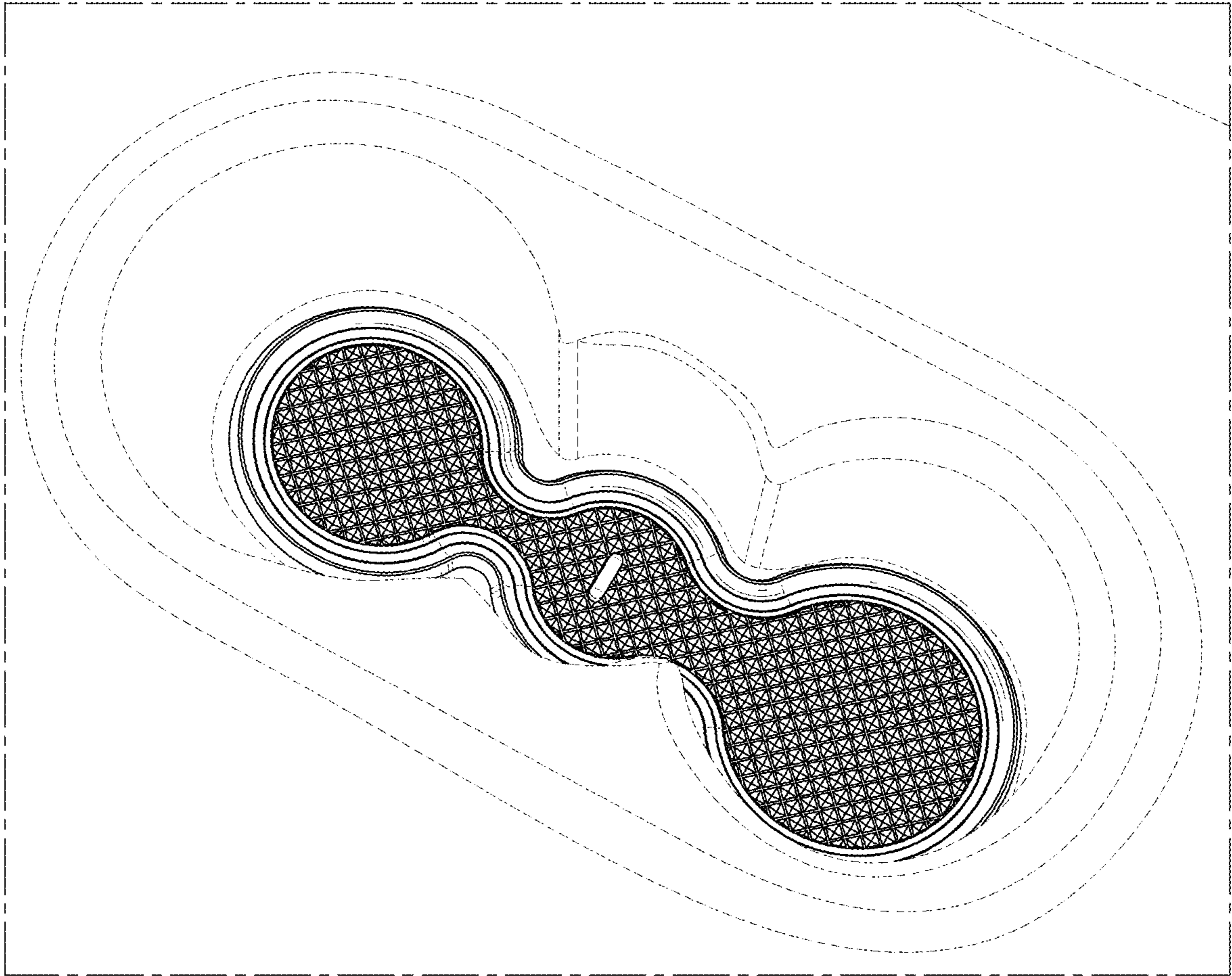


FIG. 10