



US00D951831S

(12) **United States Design Patent** (10) **Patent No.:** **US D951,831 S**
Kaoud et al. (45) **Date of Patent:** **** May 17, 2022**

(54) **VEHICLE FRONT LOWER BUMPER COVER**

D881,085 S * 4/2020 Dewitt D12/163
D881,086 S * 4/2020 Dewitt D12/163
D893,366 S * 8/2020 Dewitt D12/169
D910,507 S * 2/2021 Bennett D12/169
D930,523 S * 9/2021 Lee D12/169

(71) Applicant: **Ford Global Technologies, LLC**,
Dearborn, MI (US)

(72) Inventors: **Ehab N. Kaoud**, Livonia, MI (US);
Sean W. Tant, Livonia, MI (US);
Jiacheng Liu, Dearborn, MI (US)

* cited by examiner

Primary Examiner — Melody N Brown

(73) Assignee: **Ford Global Technologies, LLC**,
Dearborn, MI (US)

(74) *Attorney, Agent, or Firm* — Michael Spenner

(**) Term: **15 Years**

(57) **CLAIM**

(21) Appl. No.: **29/762,577**

The ornamental design for a vehicle front lower bumper cover, as shown and described.

(22) Filed: **Dec. 17, 2020**

DESCRIPTION

(51) **LOC (13) Cl.** **12-16**

(52) **U.S. Cl.**

USPC **D12/169**

(58) **Field of Classification Search**

USPC D12/169, 163, 196, 86, 90-92;
296/180.1, 180.2; 293/102, 113, 115,
293/117, 120

CPC B60R 19/52; B60R 2019/25; B62D 25/084
See application file for complete search history.

FIG. 1 is a front elevational view of a vehicle front lower bumper cover, showing our new design;
FIG. 2 is a left side elevational view thereof;
FIG. 3 is a right side elevational view thereof;
FIG. 4 is a top plan view thereof;
FIG. 5 is a bottom plan view thereof;
FIG. 6 is a top, front and left side perspective view thereof;
and,
FIG. 7 is a bottom, front and left side perspective view thereof.


(56) **References Cited**

U.S. PATENT DOCUMENTS

D763,144 S 8/2016 Platto et al.
D777,617 S * 1/2017 Platto D12/93

The claimed design is indicated by the relatively dark portions in the figures. The de-emphasized and relatively light portions form no part of the claimed design.

1 Claim, 7 Drawing Sheets






Fig. 1




Fig. 2




Fig. 3




Fig.4

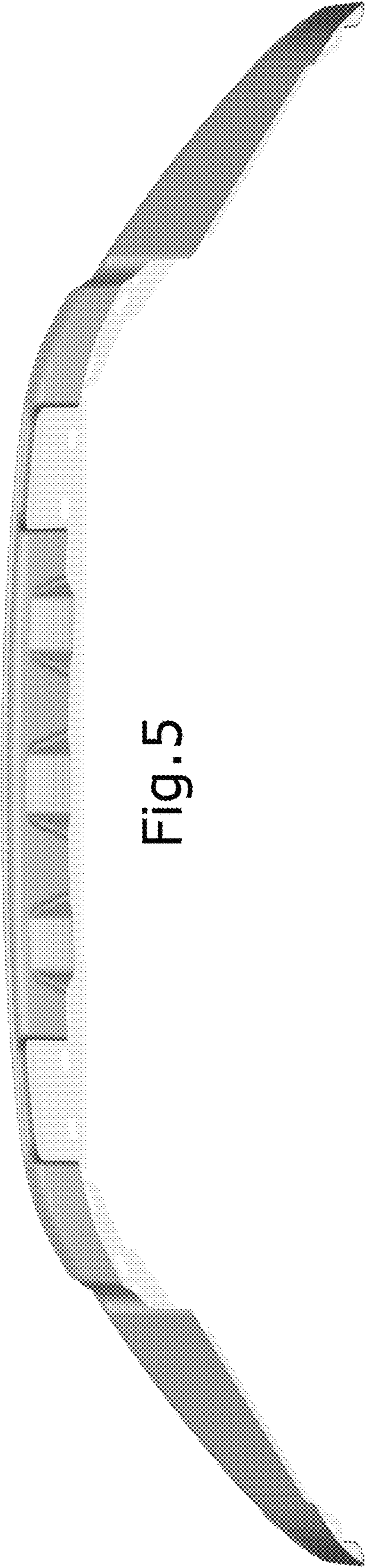


Fig. 5

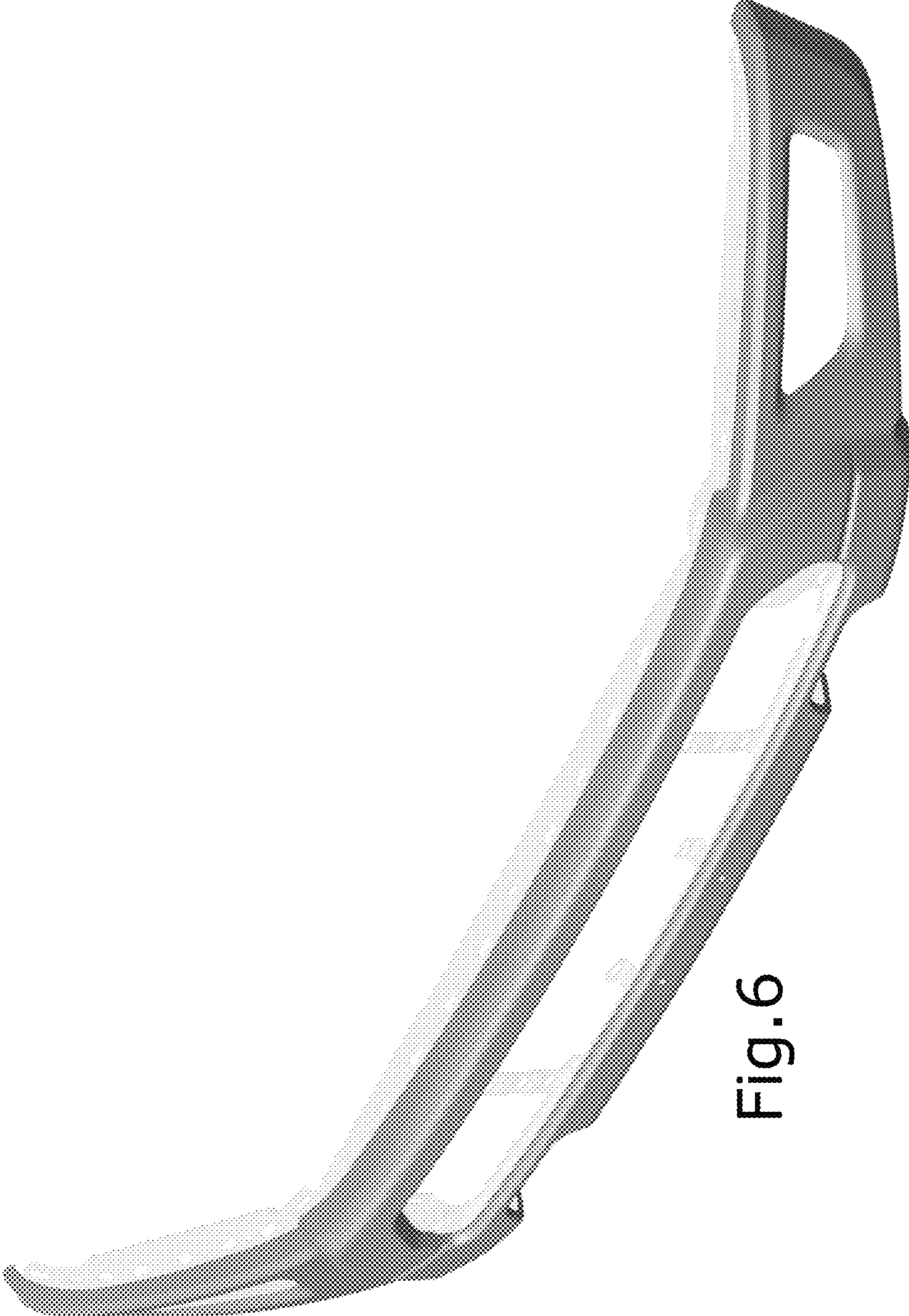


Fig. 6

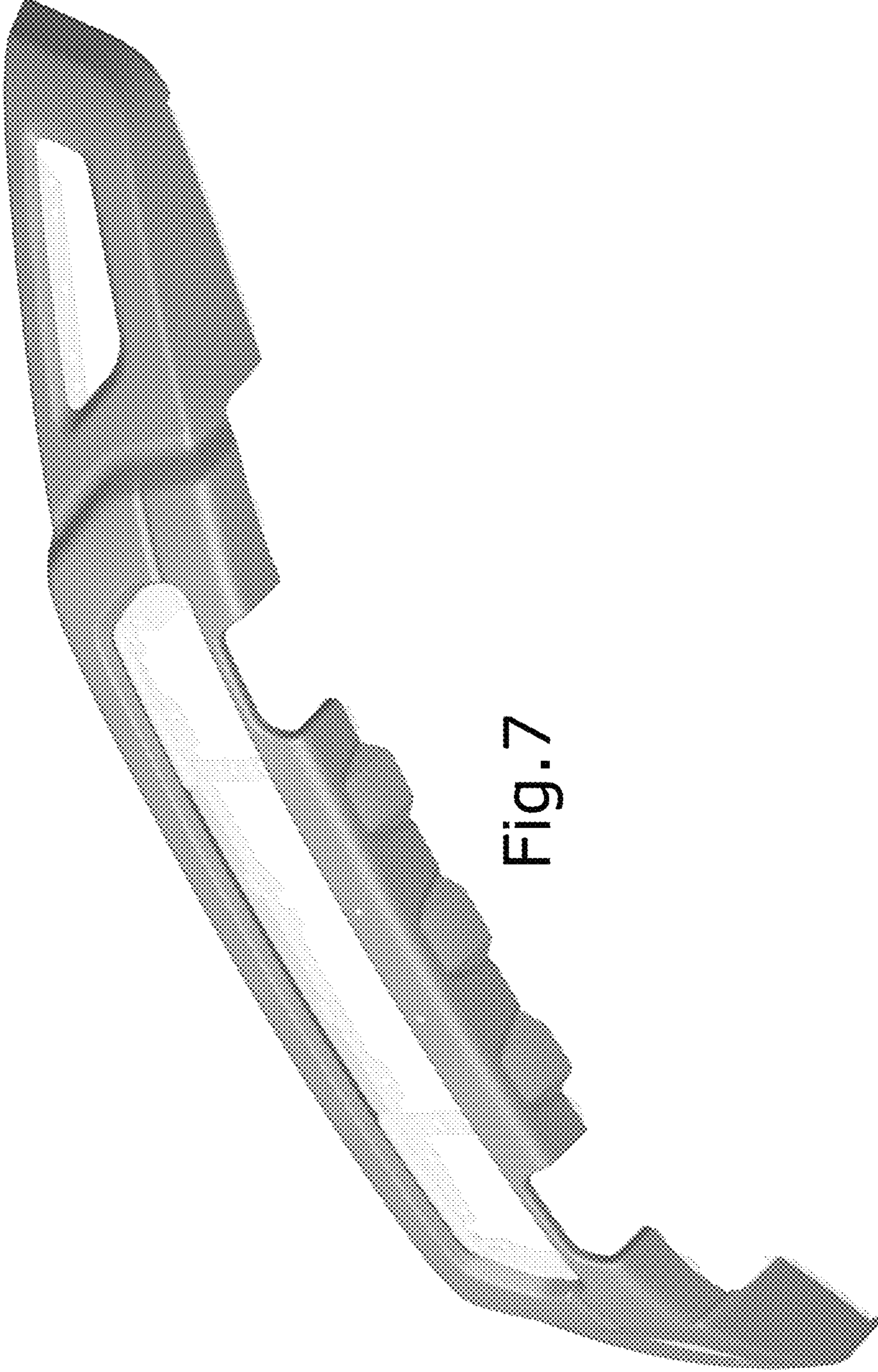


Fig. 7