



US00D951818S

(12) **United States Design Patent** (10) **Patent No.:** **US D951,818 S**
Anderson (45) **Date of Patent:** **** May 17, 2022**

(54) **CASSETTE**
(71) Applicant: **The Cycle Group**, Anaheim, CA (US)
(72) Inventor: **Kenneth Anderson**, Irvine, CA (US)
(73) Assignee: **The Cycle Group**, Anaheim, CA (US)
(**) Term: **15 Years**

D765,551 S * 9/2016 Baker, Jr. D12/123
D803,104 S * 11/2017 Braedt D12/123
D828,235 S * 9/2018 Kittrell, Jr. D12/123
2021/0207690 A1 * 7/2021 Dods F16H 55/30
(Continued)

FOREIGN PATENT DOCUMENTS

CN 201430170720 * 10/2014

OTHER PUBLICATIONS

“XG-1150 Full Pin Cassette” SRAM., posted date Jun. 12, 2019 [online], [retrieved on Jan. 12, 2021]. Retrieved from the Internet <URL:https://www.sram.com/en/sram/models/cs-xg-1150-a1> (Year: 2019).*

(Continued)

(21) Appl. No.: **29/765,941**
(22) Filed: **Jan. 12, 2021**
(51) **LOC (13) Cl.** **12-11**
(52) **U.S. Cl.**
USPC **D12/123**
(58) **Field of Classification Search**
USPC D12/111, 122–127; D15/143, 148, 149
CPC F16H 7/06; F16H 55/30; F16H 55/303;
B62M 9/105
See application file for complete search history.

Primary Examiner — Darlington Ly
Assistant Examiner — Nasim Abdulaziz Ali
(74) *Attorney, Agent, or Firm* — Matthew J. Spark; Stefan J. Kirchanski; Zuber Lawler LLP

(57) **CLAIM**

The ornamental design for a cassette, as shown and described.

(56) **References Cited**

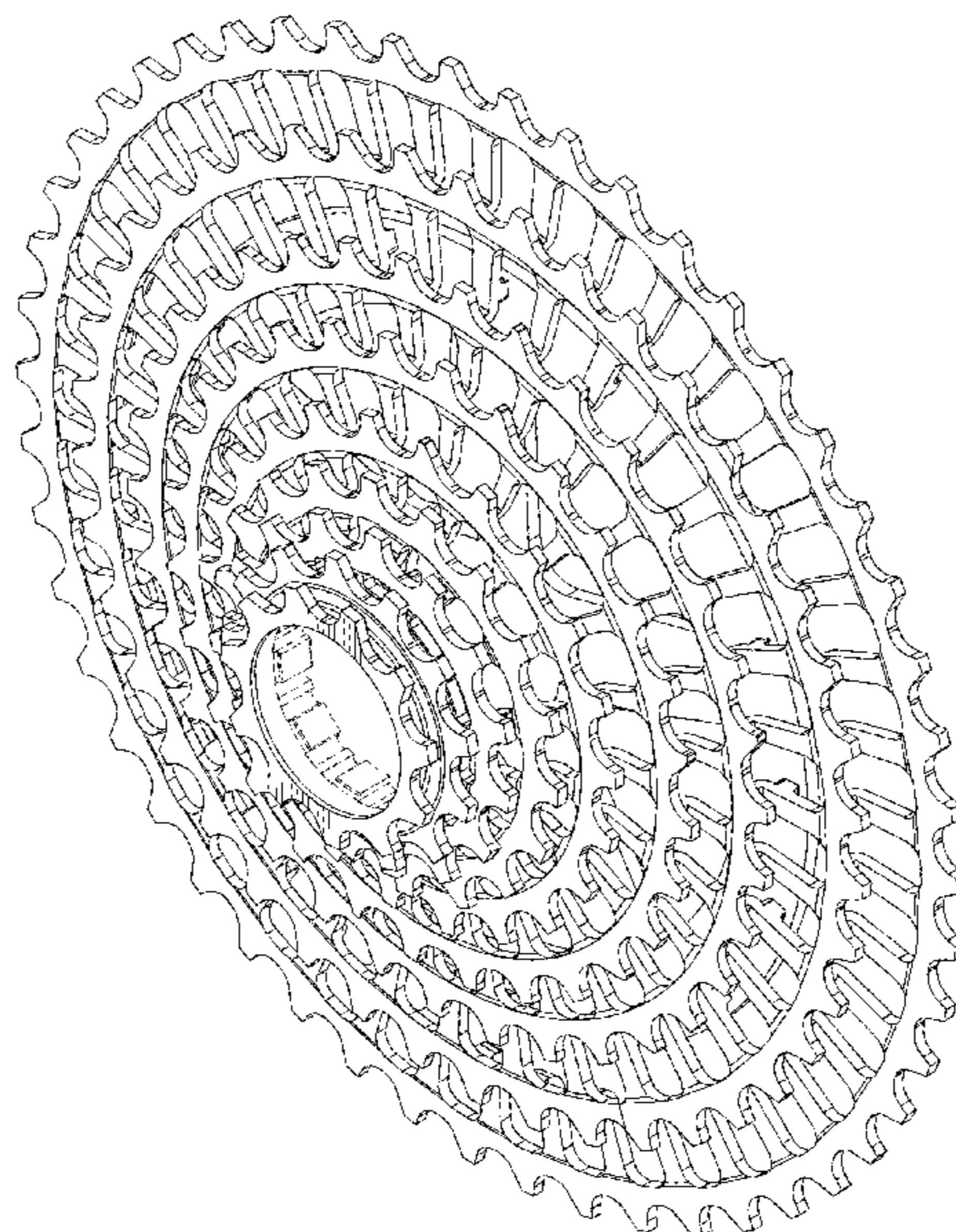
U.S. PATENT DOCUMENTS

4,741,724 A * 5/1988 Wang B62M 9/105
474/160
D394,028 S * 5/1998 Nakamura D12/124
D432,054 S * 10/2000 Hanamura D12/123
D438,148 S * 2/2001 Chiu D12/123
D472,843 S * 4/2003 Marquez-Pickering D11/81
7,344,463 B2 * 3/2008 Reiter B62M 9/10
474/160
7,959,529 B2 * 6/2011 Braedt B62M 9/10
474/160
8,696,503 B2 * 4/2014 Oishi B62M 9/125
474/160
D715,699 S * 10/2014 Reiter F16H 55/30
D12/123
8,968,130 B2 * 3/2015 Liao B62M 9/10
474/160
D728,432 S * 5/2015 Lin B62M 9/00
D12/123

DESCRIPTION

FIG. 1 is a top, front, and right side perspective view of an cassette, embodying my new invention;
FIG. 2 is a bottom, rear, and left side perspective view thereof;
FIG. 3 is a front elevation view thereof;
FIG. 4 is a rear elevation view thereof;
FIG. 5 is a left side elevation view thereof;
FIG. 6 is a right side elevation view thereof;
FIG. 7 is a top plan view thereof; and,
FIG. 8 is a bottom plan view thereof.
The broken lines in the drawings depict portions of the cassette that form no part of the claimed design.

1 Claim, 6 Drawing Sheets



(56)

References Cited

U.S. PATENT DOCUMENTS

2021/0300504 A1* 9/2021 Miller B62J 45/421
2021/0301913 A1* 9/2021 Miller G01L 3/108

OTHER PUBLICATIONS

“SRAM NX Eagle PG-1230 Cassette” SRAM., posted date Jun. 14, 2018 [online], [retrieved on Jan. 12, 2021]. Retrieved from the Internet <URL:<https://www.worldwidecycling.com/products/sram-pg-1230-nx-eagle-cassette-11-50-12-speed>> (Year: 2018).*

“DURA-ACE 11-Speed Road Cassette Sprocket” Dura-ACE., posted date Feb. 16, 2018 [online], [retrieved on Jan. 12, 2021]. Retrieved from the Internet <URL:<https://bike.shimano.com/en-EU/product/component/duraace-r9100/CS-R9100.html>> (Year: 2018).*

* cited by examiner

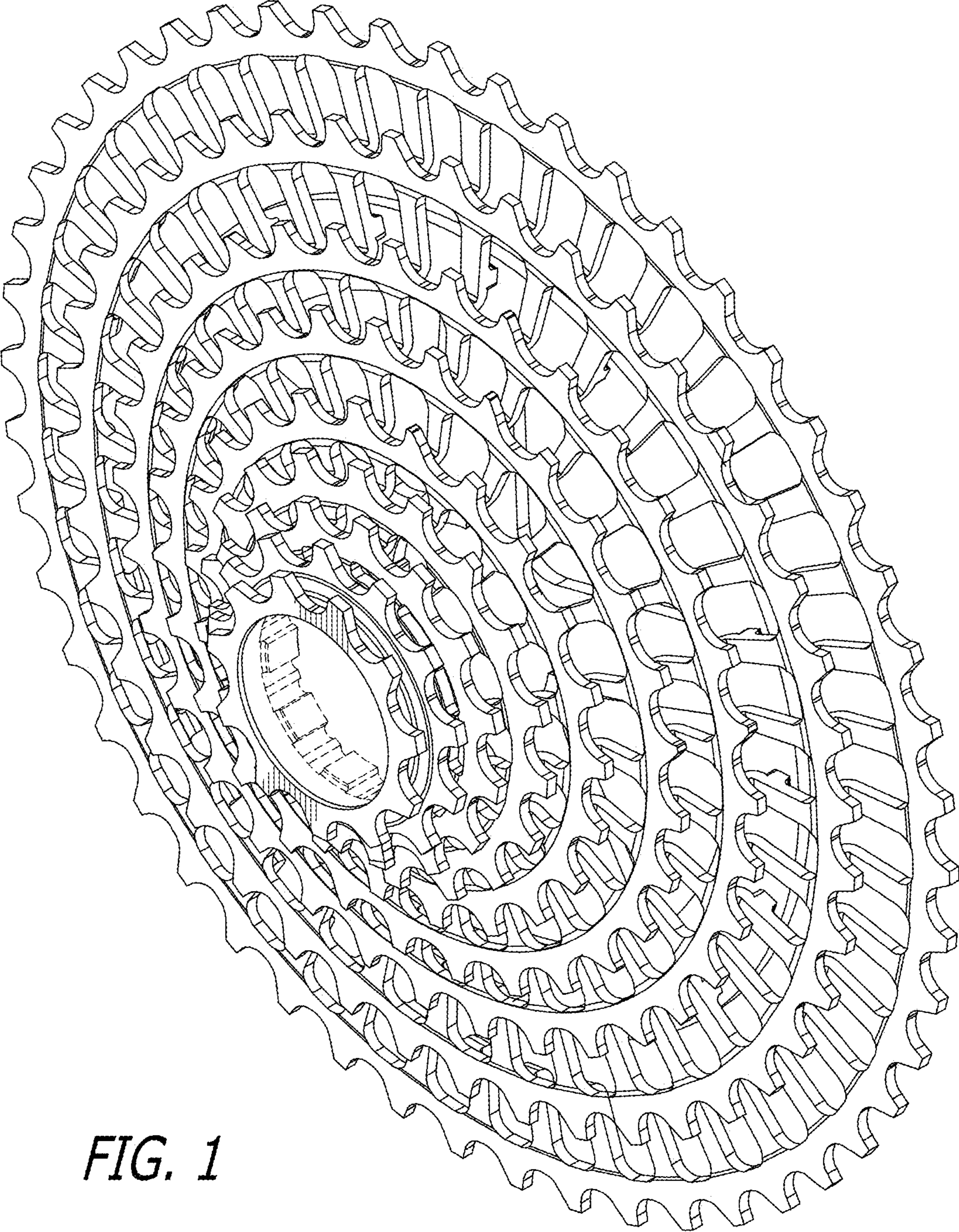


FIG. 1

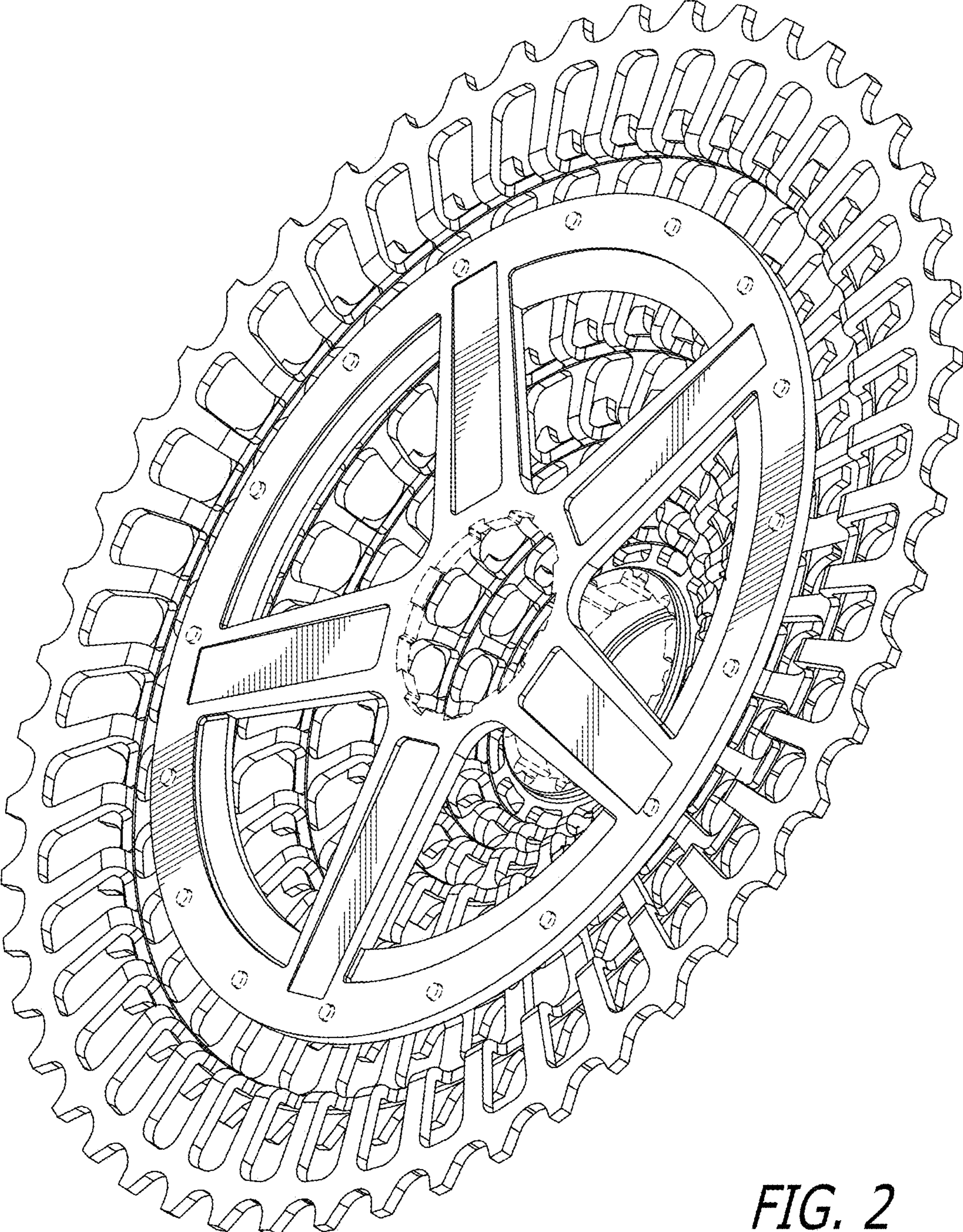


FIG. 2

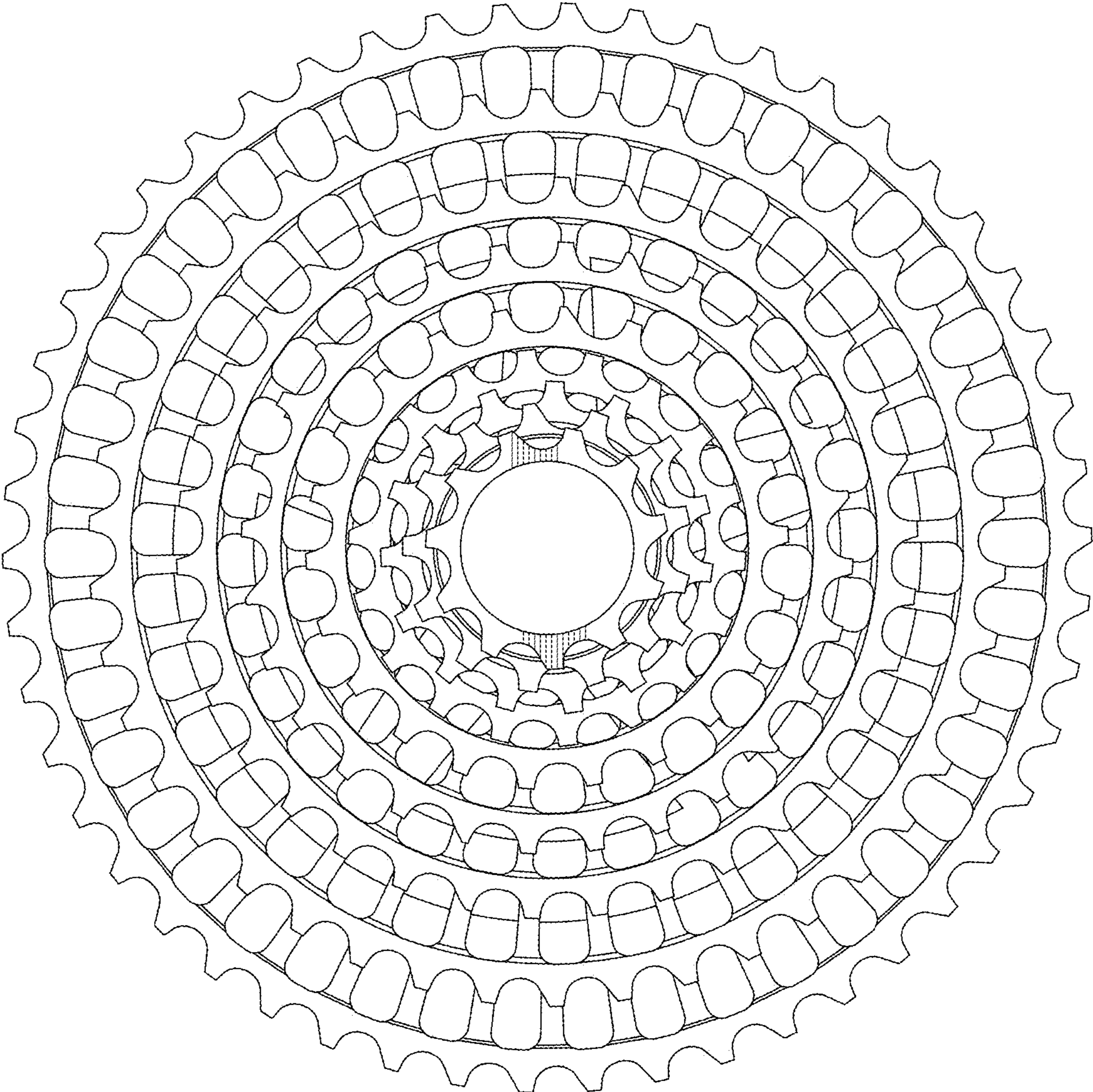


FIG. 3

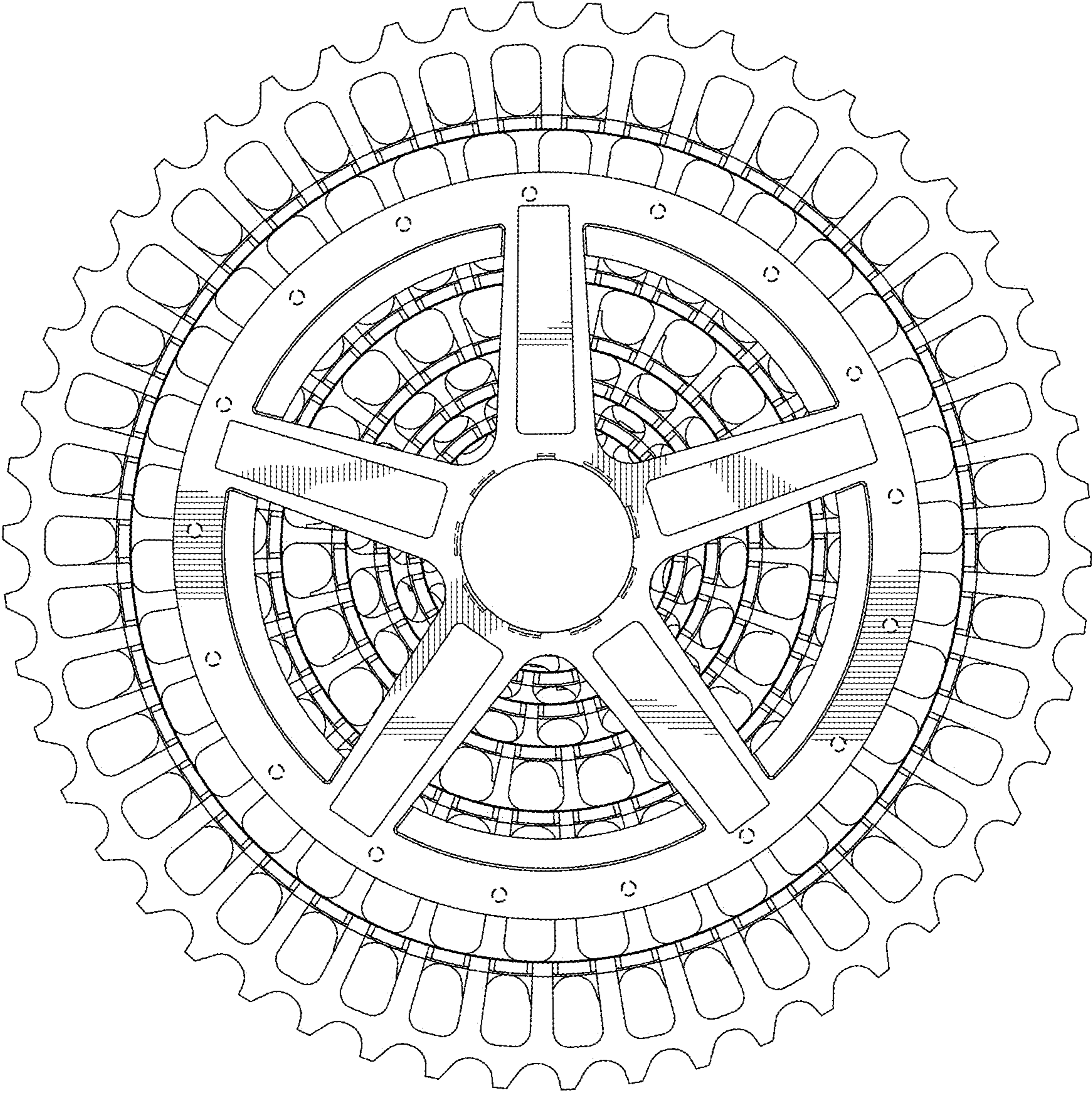


FIG. 4

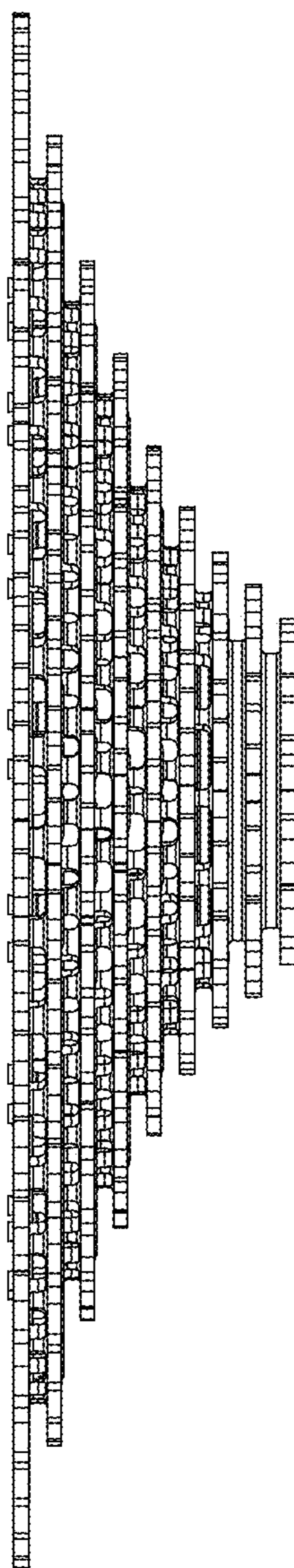


FIG. 5

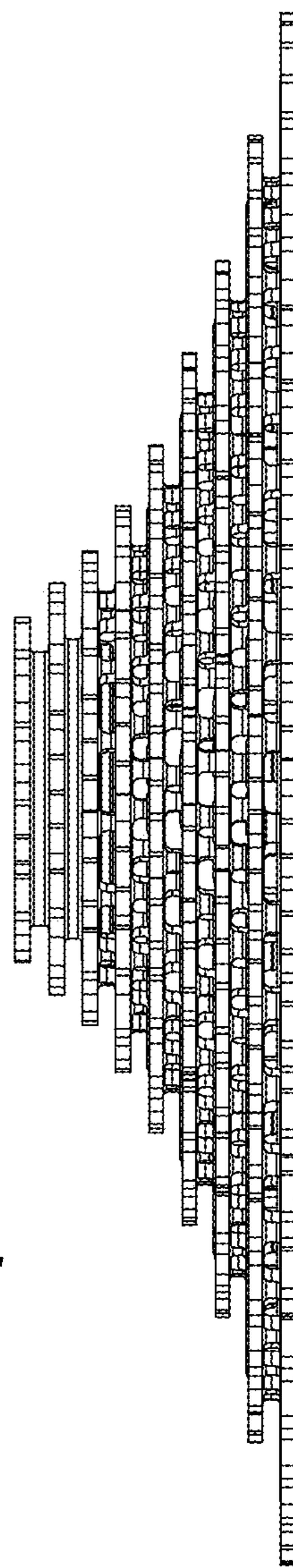


FIG. 6

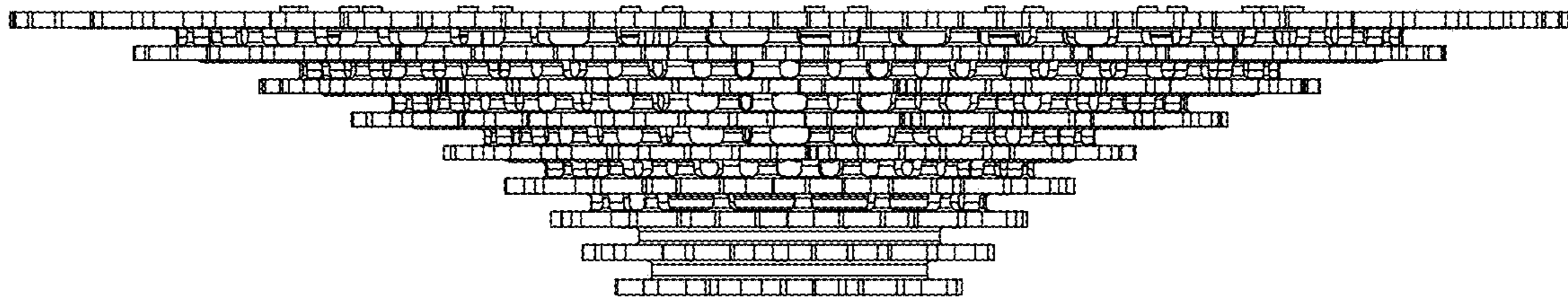


FIG. 7

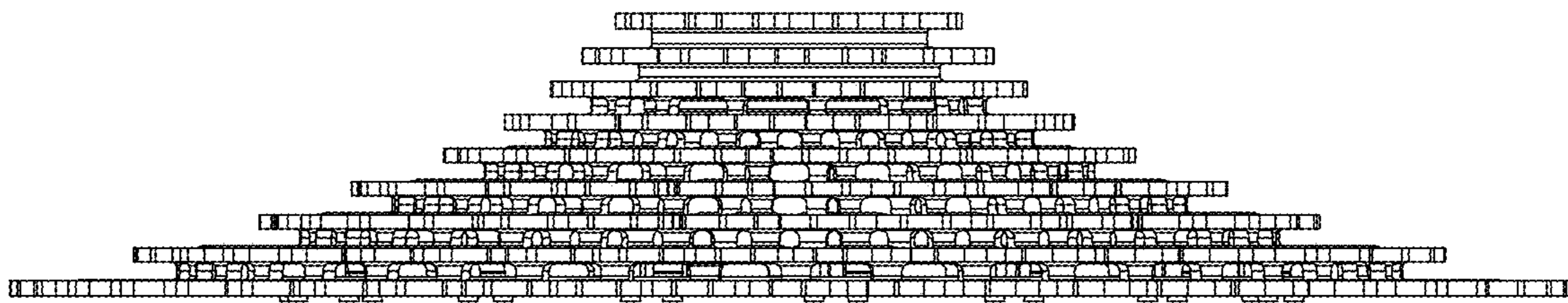


FIG. 8