



US00D951799S

(12) **United States Design Patent** (10) **Patent No.:** **US D951,799 S**
Furnari (45) **Date of Patent:** **** May 17, 2022**

(54) **FIREFIGHTER RING**

(71) Applicant: **W.S.C. Jewelry Corporation,**
Chicopee, MA (US)

(72) Inventor: **Joseph Furnari,** Chicopee, MA (US)

(73) Assignee: **W.S.C. JEWELRY CORPORATION,**
Chicopee, MA (US)

(**) Term: **15 Years**

(21) Appl. No.: **29/712,380**

(22) Filed: **Nov. 7, 2019**

(51) **LOC (13) Cl.** **11-01**

(52) **U.S. Cl.**
USPC **D11/28**

(58) **Field of Classification Search**
USPC D11/1, 3, 4, 26-39, 91, 92
CPC A44C 9/00; A44C 9/0007; A44C 9/0014;
A44C 9/0023; A44C 9/003; A44C
9/0038; A44C 9/0046; A44C 9/0053;
A44C 9/0061; A44C 9/0069; A44C
9/0076; A44C 9/0084; A44C 9/0092;
A44C 9/02; A44C 17/0258; A44C
17/0266; A44C 17/0275; A44C 17/0283;
A44C 17/02; A44C 17/0208; A44C
17/0216; A44C 17/0225; A44C 17/0233;
A44C 17/0241; A44C 17/025; A44C
17/0288; A44C 17/0291; A44C 1/00;
A44C 3/00

See application file for complete search history.

(56) **References Cited**

U.S. PATENT DOCUMENTS

D259,029 S * 4/1981 Barr D11/28
5,084,108 A * 1/1992 Kretchmer A44C 17/0225
148/557

D327,660 S * 7/1992 Waugh D11/34
D354,697 S * 1/1995 Andrau D11/28
D531,537 S * 11/2006 Francis D11/26
D604,655 S * 11/2009 Marks D11/34
D674,311 S * 1/2013 Takahashi D11/35
D678,805 S * 3/2013 Takahashi D11/37
D712,771 S * 9/2014 Hudes D11/1
D712,772 S * 9/2014 Hudes D11/1
D817,215 S * 5/2018 Wempe D11/35
D849,593 S * 5/2019 Dholakiya D11/92
D882,447 S * 4/2020 Gurung D11/26
D885,235 S * 5/2020 Gurung D11/26
2018/0008020 A1 * 1/2018 Dholakiya A44C 9/00

* cited by examiner

Primary Examiner — Melanie Pellegrini
(74) *Attorney, Agent, or Firm* — Grogan, Tuccillo &
Vanderleeden, LLP


(57) **CLAIM**

The ornamental design for a firefighter ring, as shown and described.

DESCRIPTION

FIG. 1 is a front, isometric view of a firefighter ring showing our new design;
FIG. 2 is a top view thereof;
FIG. 3 is a bottom view thereof;
FIG. 4 is a first side view thereof;
FIG. 5 is a second side view thereof;
FIG. 6 is a front view thereof; and,
FIG. 7 is a back view thereof.
The broken line portion of the figures is included to show unclaimed subject matter only and forms no part of the claimed design.

1 Claim, 5 Drawing Sheets






FIG. 1

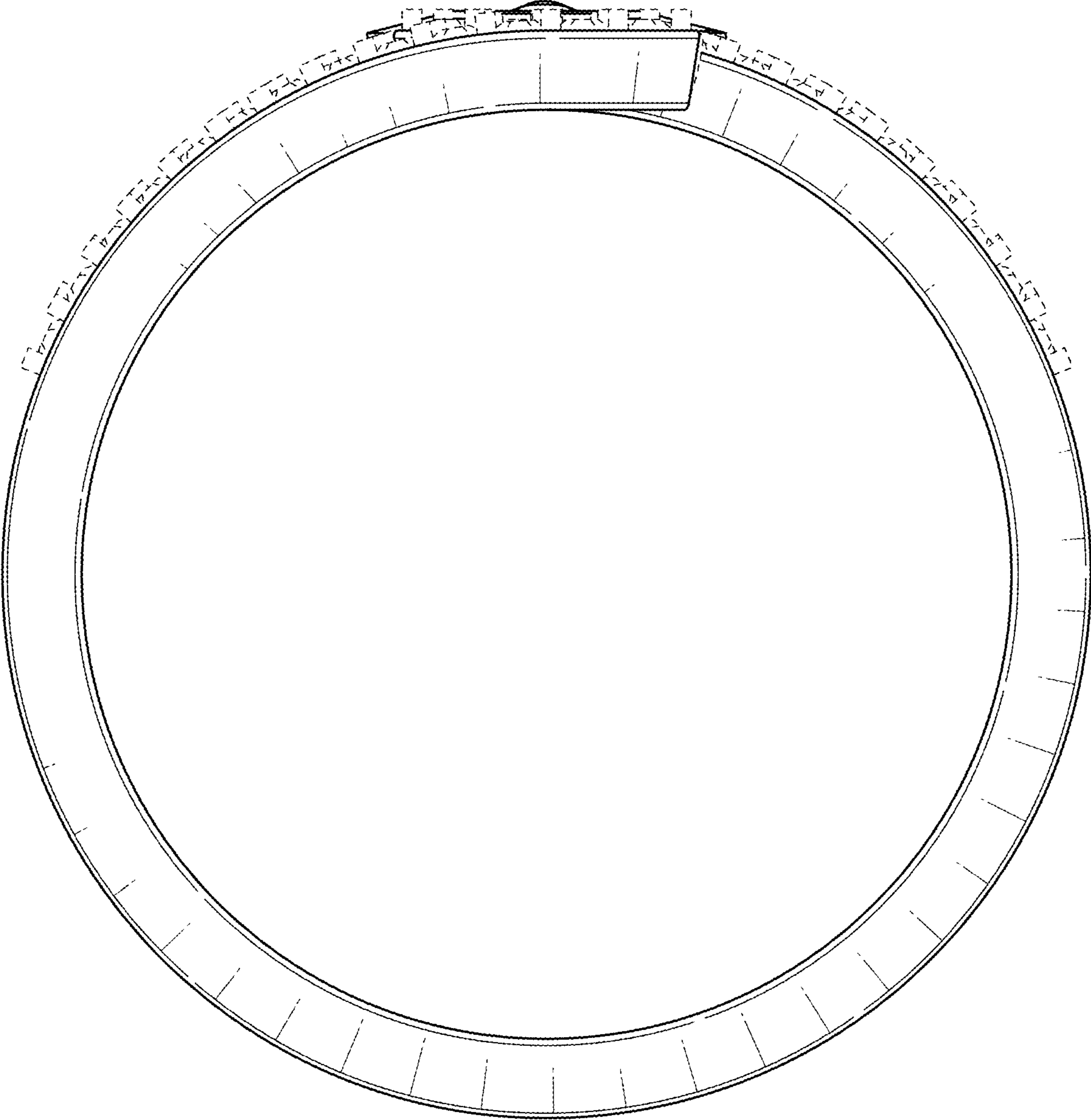


FIG. 2

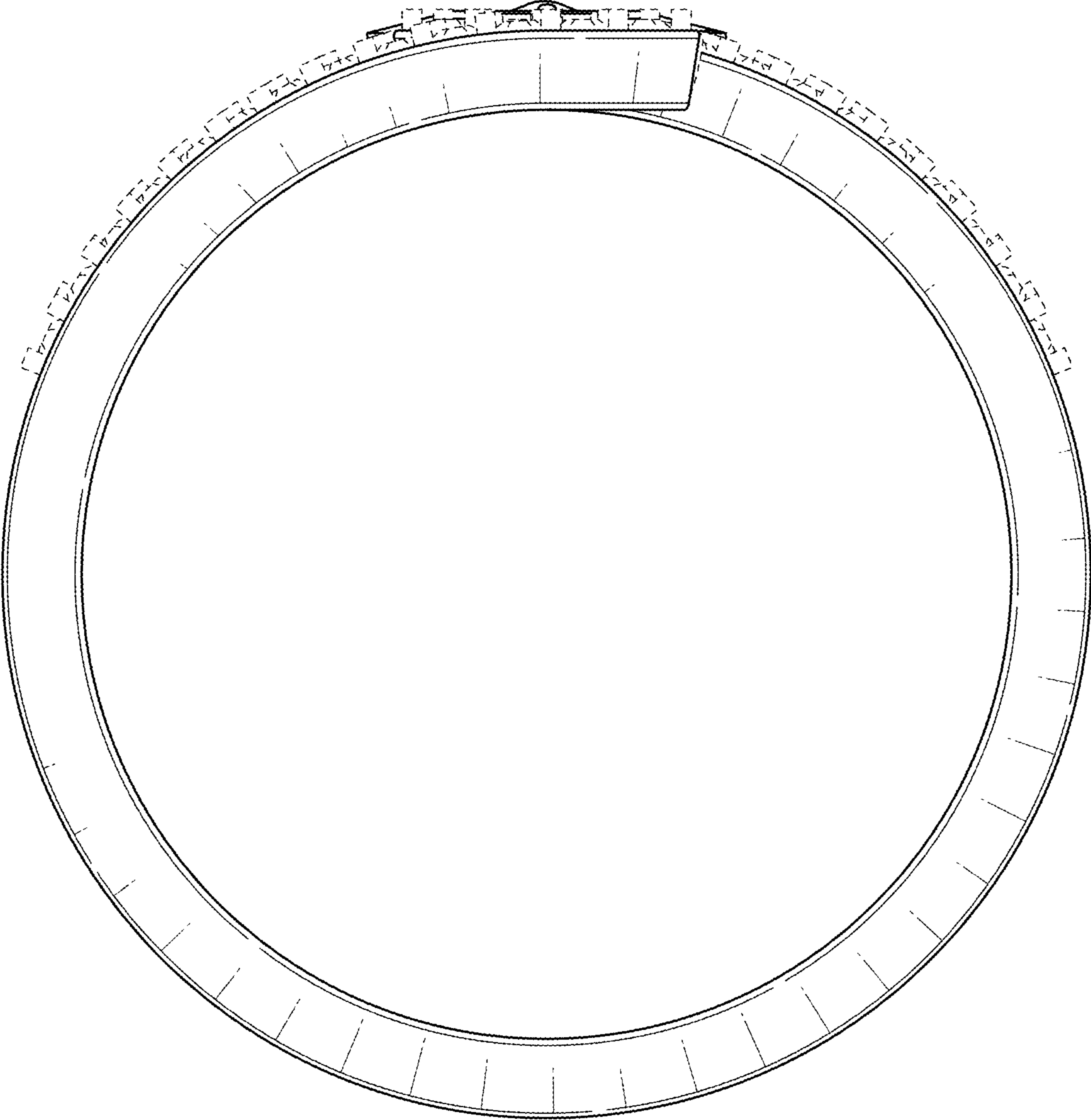


FIG. 3

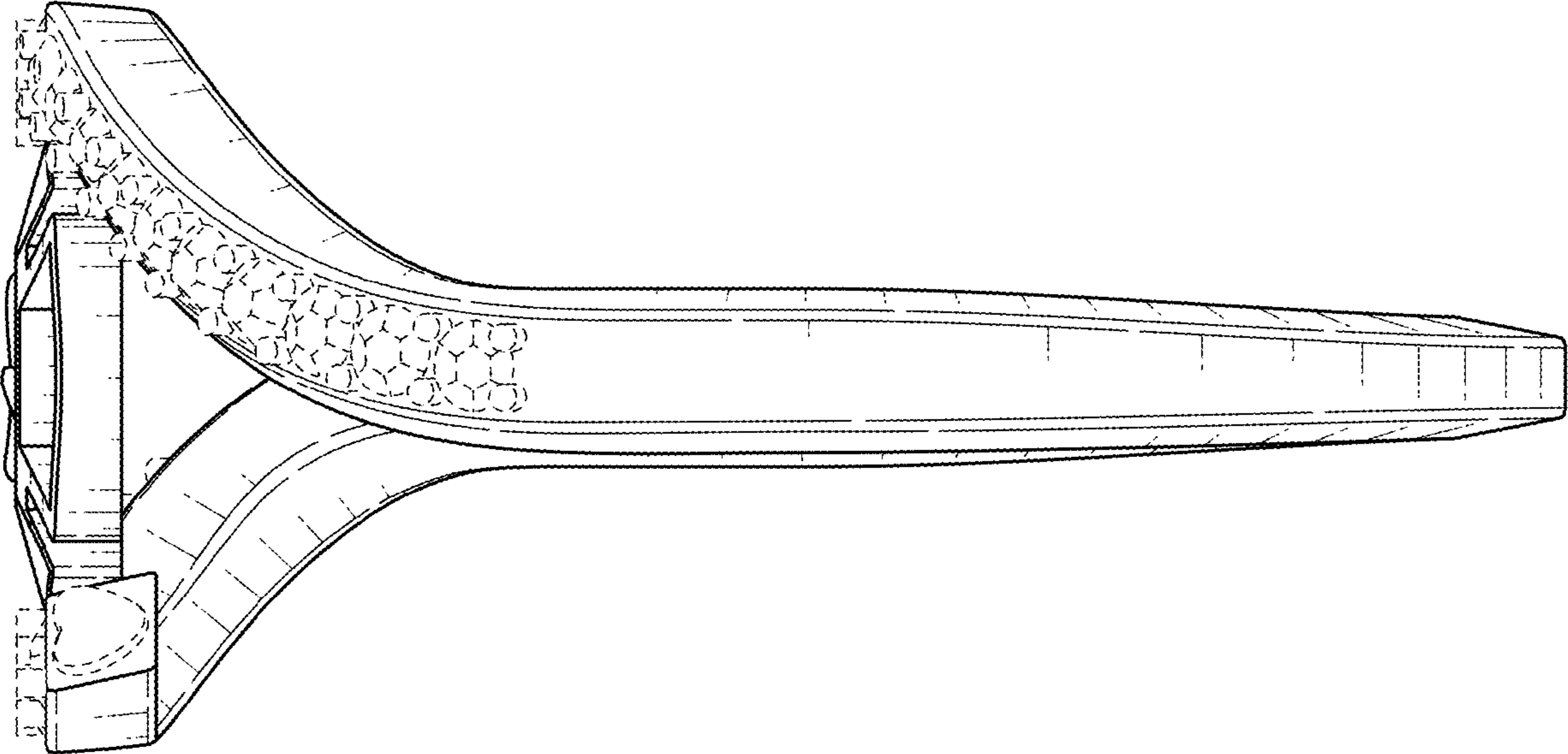


FIG. 4

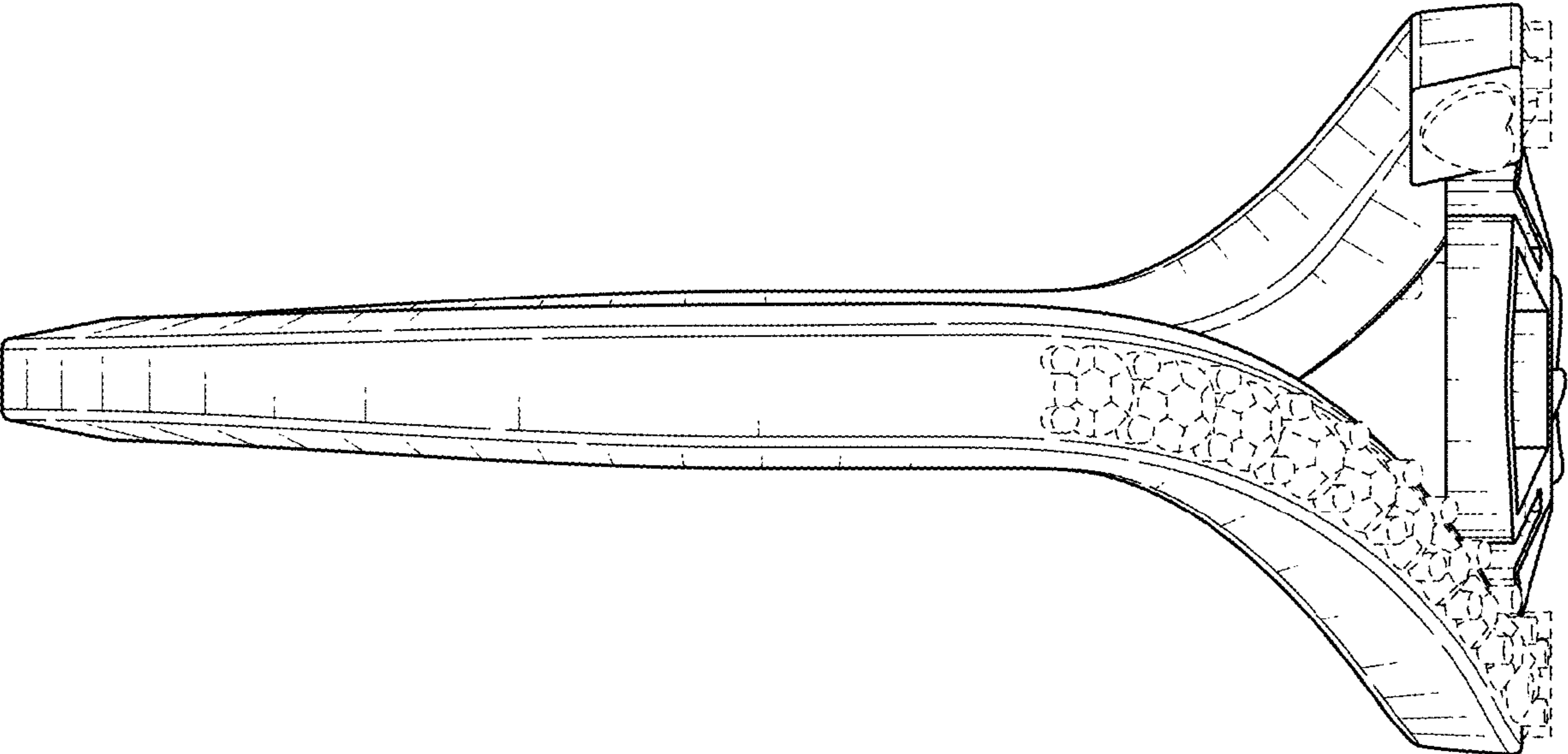


FIG. 5




FIG. 6

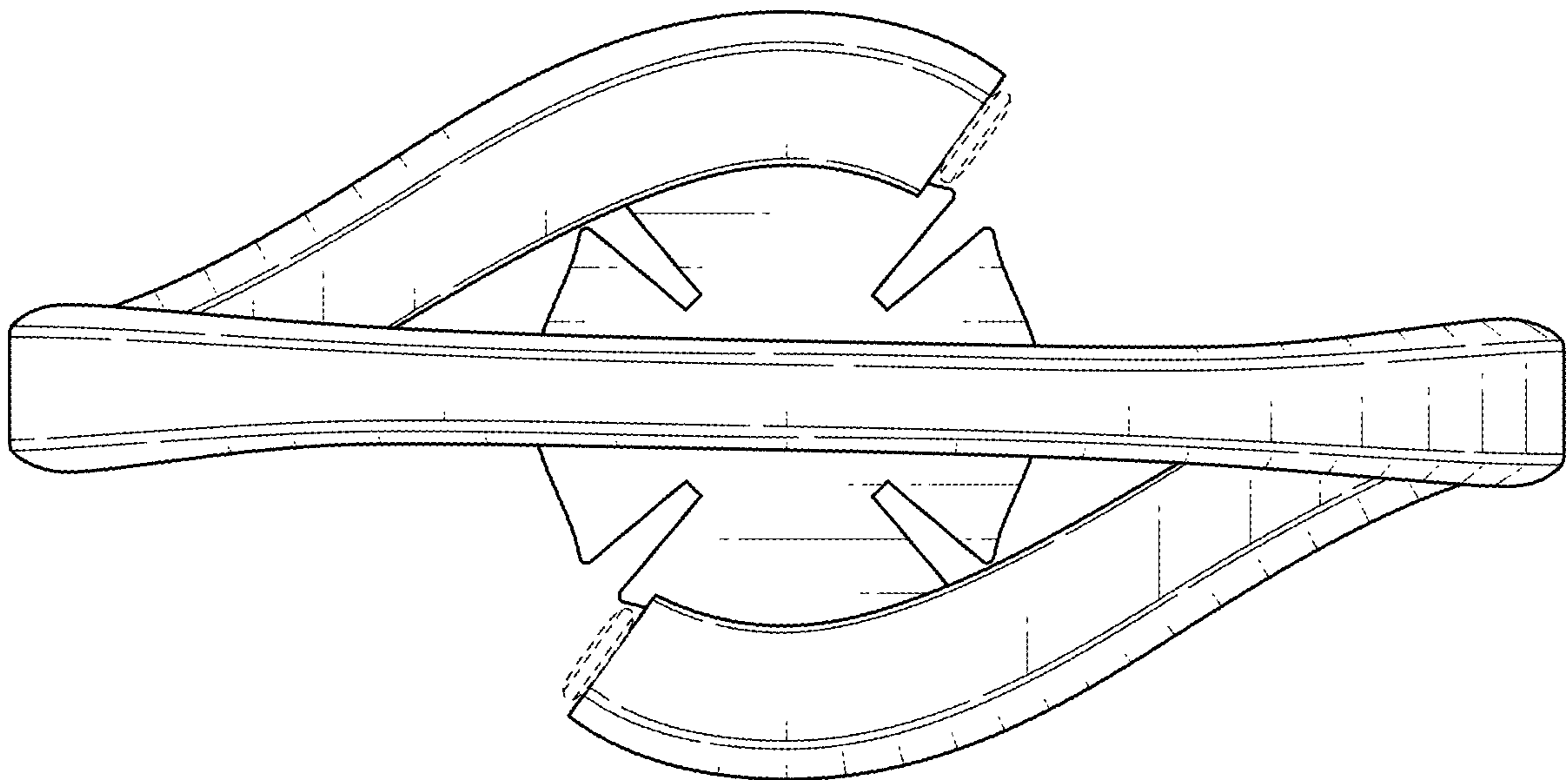


FIG. 7