



US00D951778S

(12) **United States Design Patent**  
**Upchurch et al.**

(10) **Patent No.:** **US D951,778 S**

(45) **Date of Patent:** **\*\* May 17, 2022**

- (54) **SLEEVE CONTAINER**
- (71) Applicant: **AbbVie Inc.**, North Chicago, IL (US)
- (72) Inventors: **Guy C. Upchurch**, Chicago, IL (US);  
**James J. Hughes**, Libertyville, IL (US);  
**Jovo Dragicovic**, Gurnee, IL (US)
- (73) Assignee: **ABBVIE INC.**, North Chicago, IL (US)
- (\*\*) Term: **15 Years**
- (21) Appl. No.: **29/712,366**
- (22) Filed: **Nov. 7, 2019**
- (51) **LOC (13) Cl.** ..... **09-05**
- (52) **U.S. Cl.**  
USPC ..... **D9/711**
- (58) **Field of Classification Search**  
USPC ..... D9/414–420, 421–433, 434, 442, 445,  
D9/456, 542, 563, 600, 614–624, 707,  
D9/708, 711, 754, 759, 715; D3/273,  
D3/276, 304, 309–313, 277, 280, 282,  
D3/283; D7/601, 602, 709  
CPC ..... B65D 5/00; B65D 5/001; B65D 5/0027;  
B65D 5/0254; B65D 5/18; B65D 5/38;  
B65D 5/40; B65D 5/2033; B65D  
5/48024; B65D 5/6605; B65D 1/22;  
B65D 1/24; B65D 1/34; B65D 5/02;  
B65B 5/06  
See application file for complete search history.

- 7,850,646 B2 12/2010 Segal et al.
- D632,560 S \* 2/2011 Caldwell ..... D9/425
- D639,679 S \* 6/2011 Kissner ..... D9/739
- D642,934 S \* 8/2011 Ly ..... D9/711
- 8,727,117 B2 5/2014 Maasarani
- D787,312 S \* 5/2017 Peers ..... D9/415
- D826,706 S \* 8/2018 Moskovich ..... D9/415
- 2020/0255181 A1\* 8/2020 Sherman ..... B65D 75/14

\* cited by examiner

*Primary Examiner* — Omeed Agilee

(74) *Attorney, Agent, or Firm* — Armstrong Teasdale LLP

(57) **CLAIM**

We claim the ornamental design for a sleeve container, as shown and described.

**DESCRIPTION**

FIG. 1 is a front side perspective view of a sleeve container. FIG. 2 is a rear side perspective view of the sleeve container shown in FIG. 1. FIG. 3 is a front view of the sleeve container shown in FIG. 1. FIG. 4 is a left side view of the sleeve container shown in FIG. 1. FIG. 5 is a right side view of the sleeve container shown in FIG. 1. FIG. 6 is a rear view of the sleeve container shown in FIG. 1. FIG. 7 is a top view of the sleeve container shown in FIG. 1; and, FIG. 8 is a bottom view of the sleeve container shown in FIG. 1.

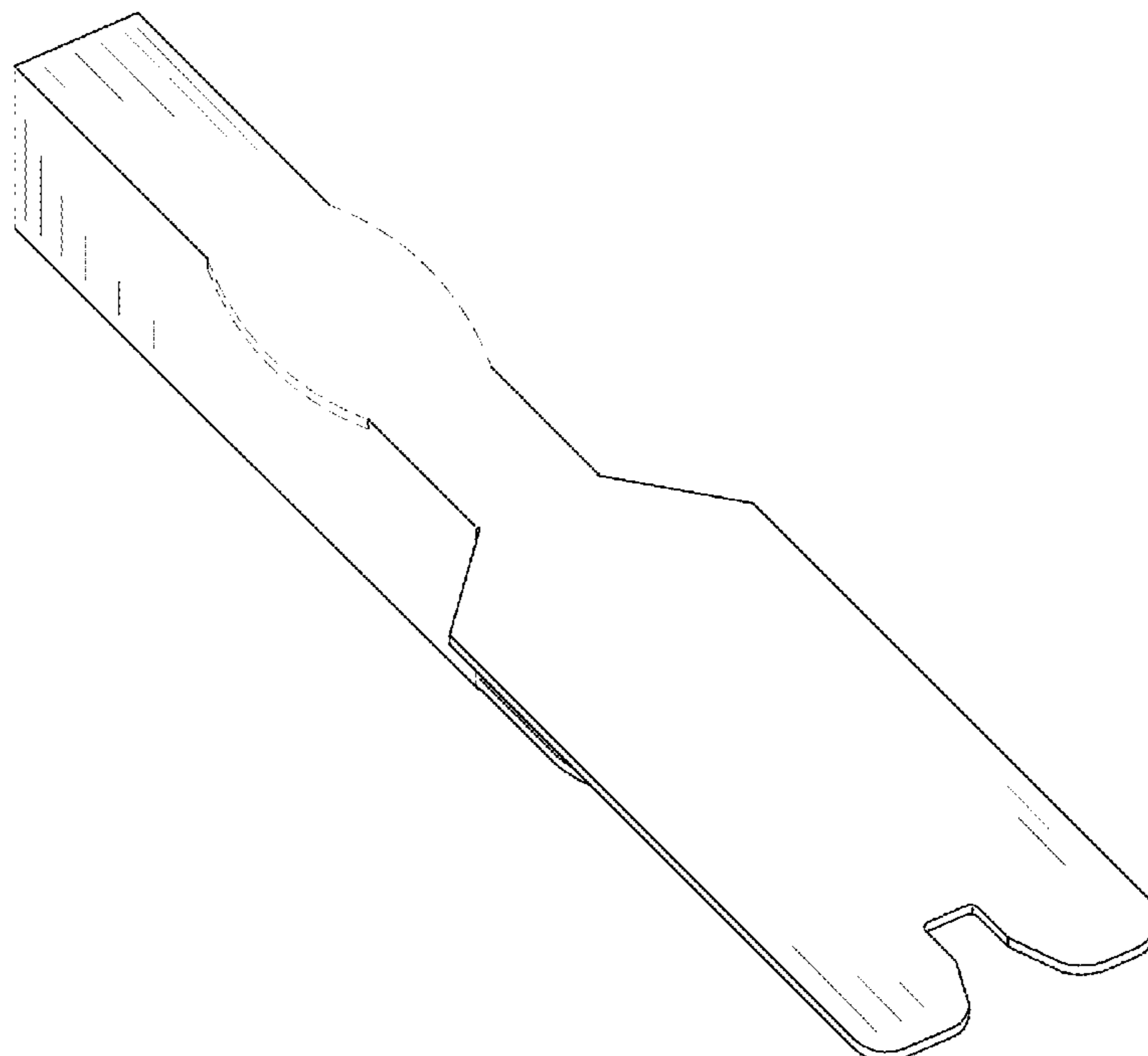
The broken lines in the drawings depict portions of the sleeve container that form no part of the claimed design.

**1 Claim, 7 Drawing Sheets**

(56) **References Cited**

**U.S. PATENT DOCUMENTS**

- D302,948 S \* 8/1989 Blum ..... D9/715
- 5,566,828 A 10/1996 Claes et al.



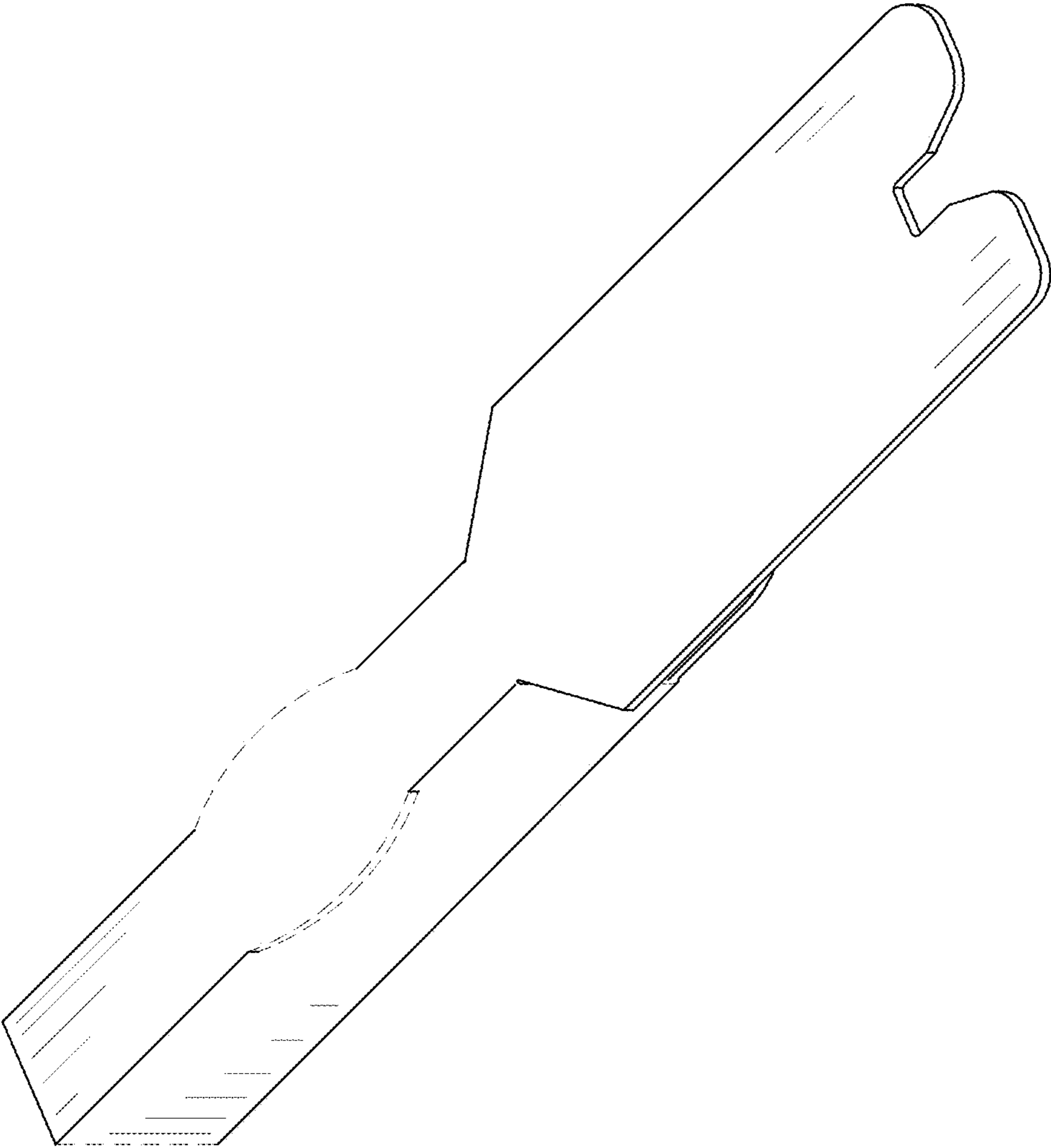


FIG. 1

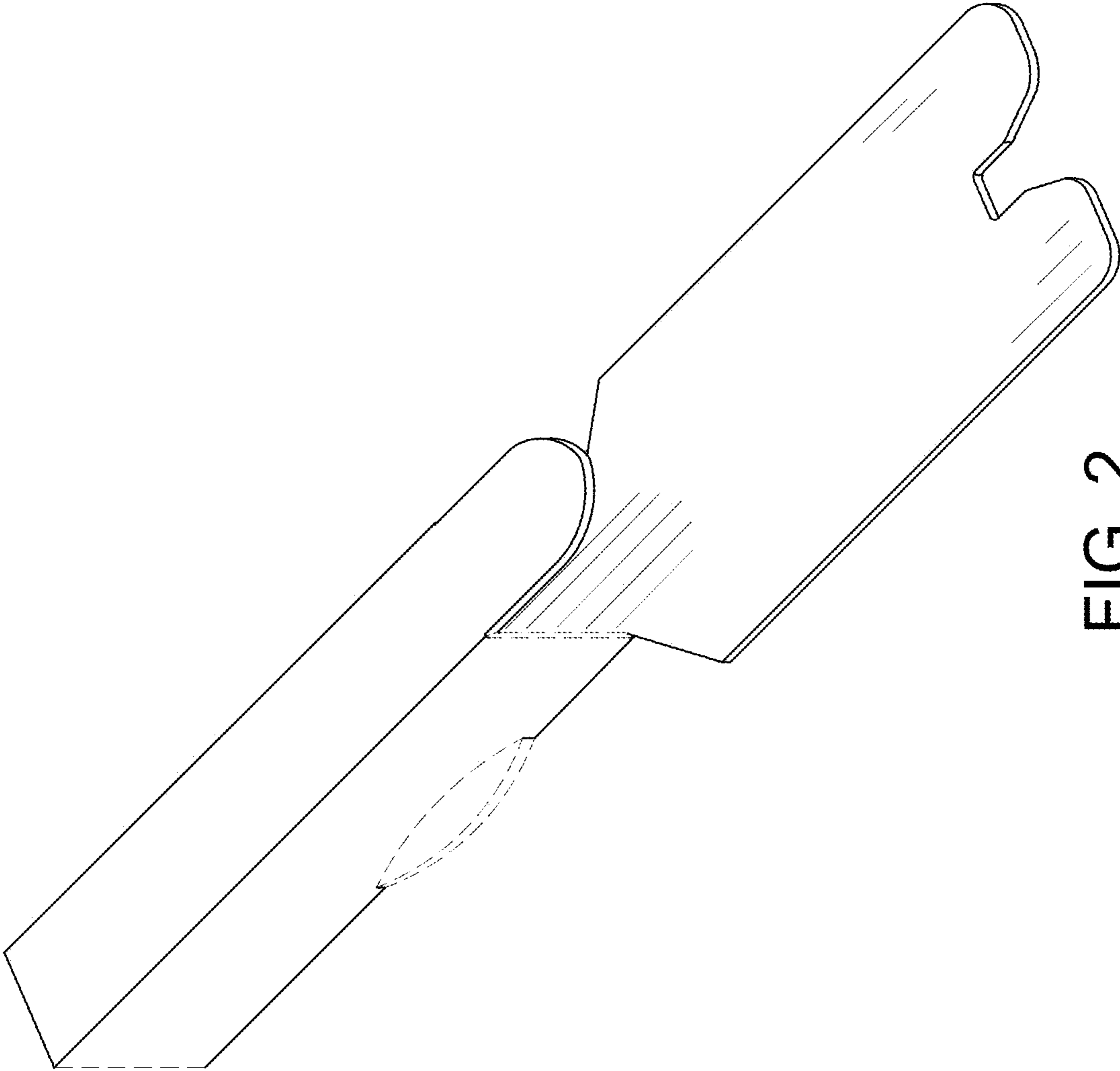


FIG. 2

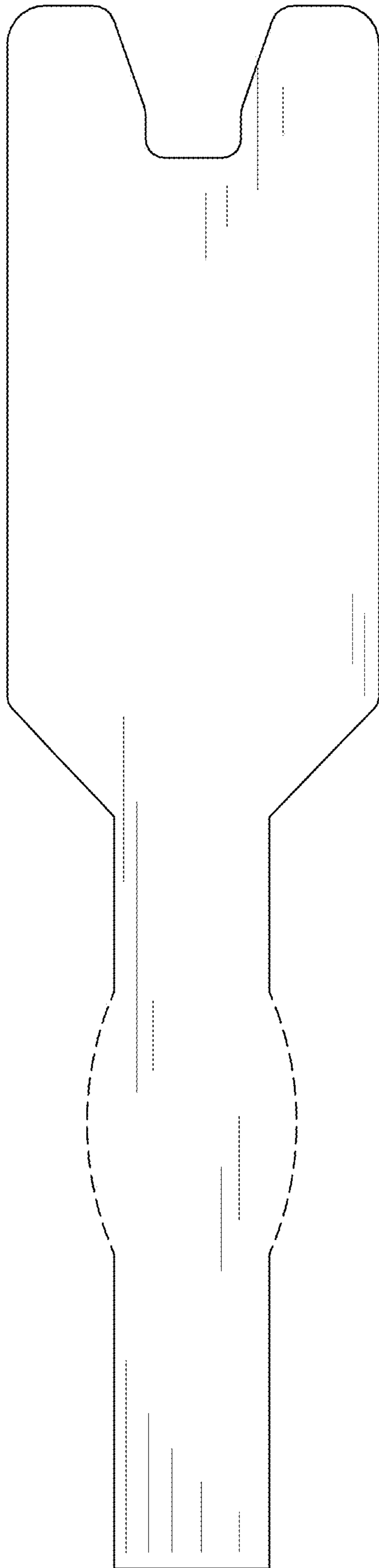


FIG. 3

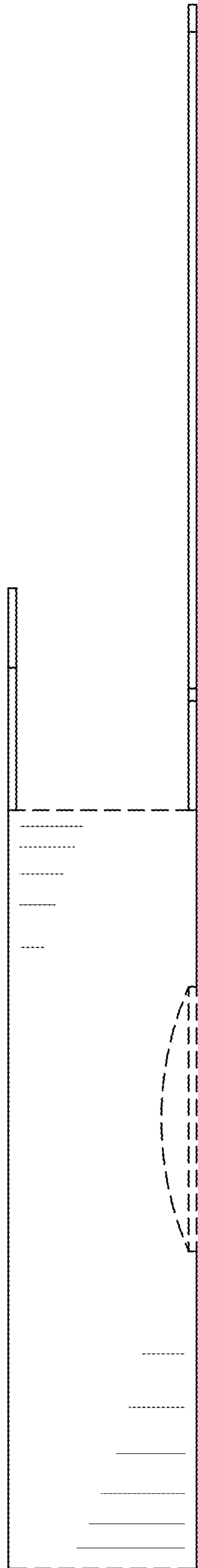


FIG. 4

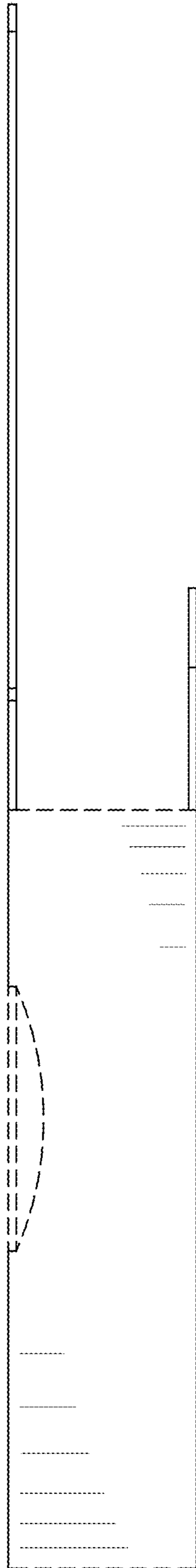


FIG. 5

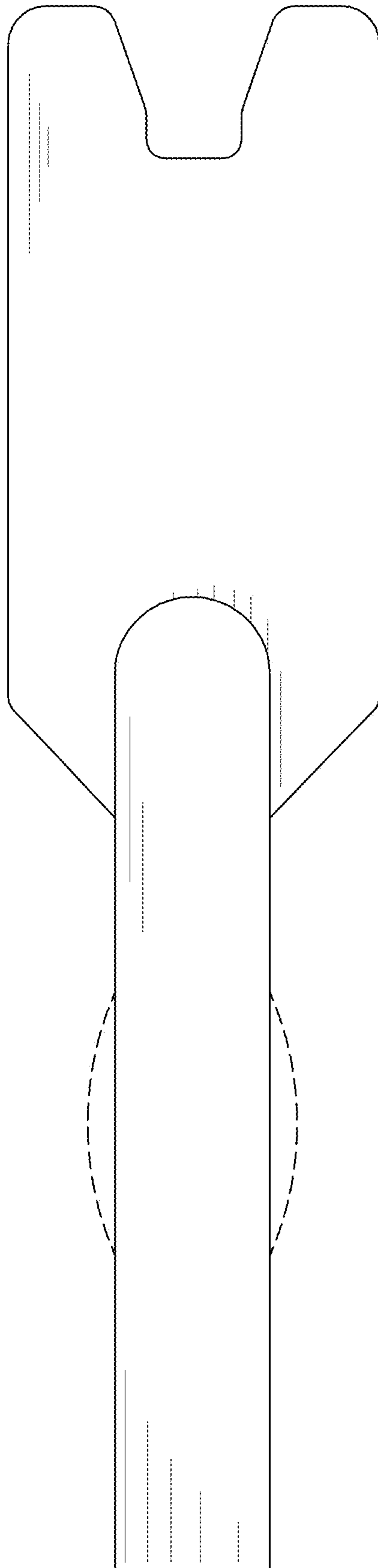


FIG. 6

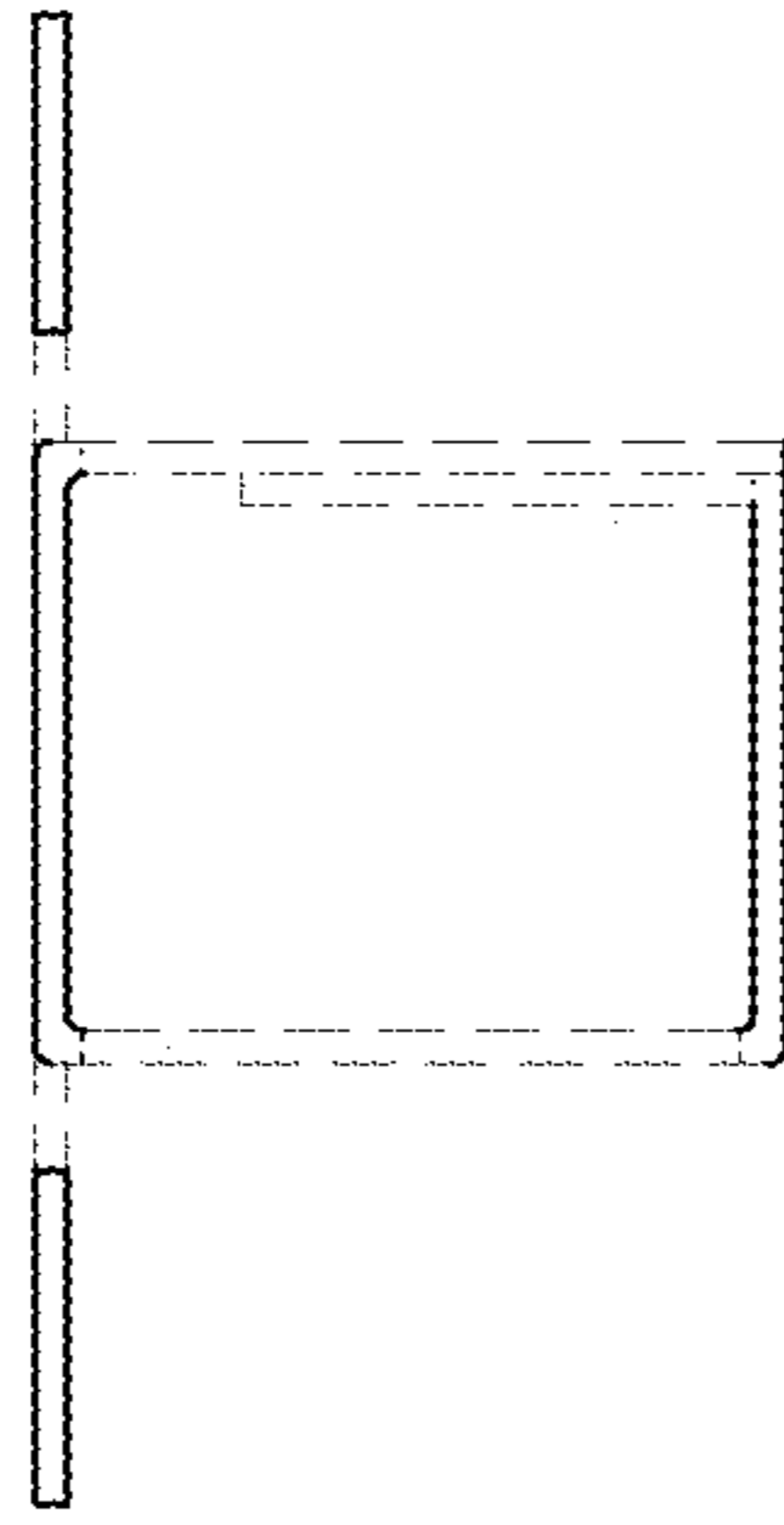


FIG. 7

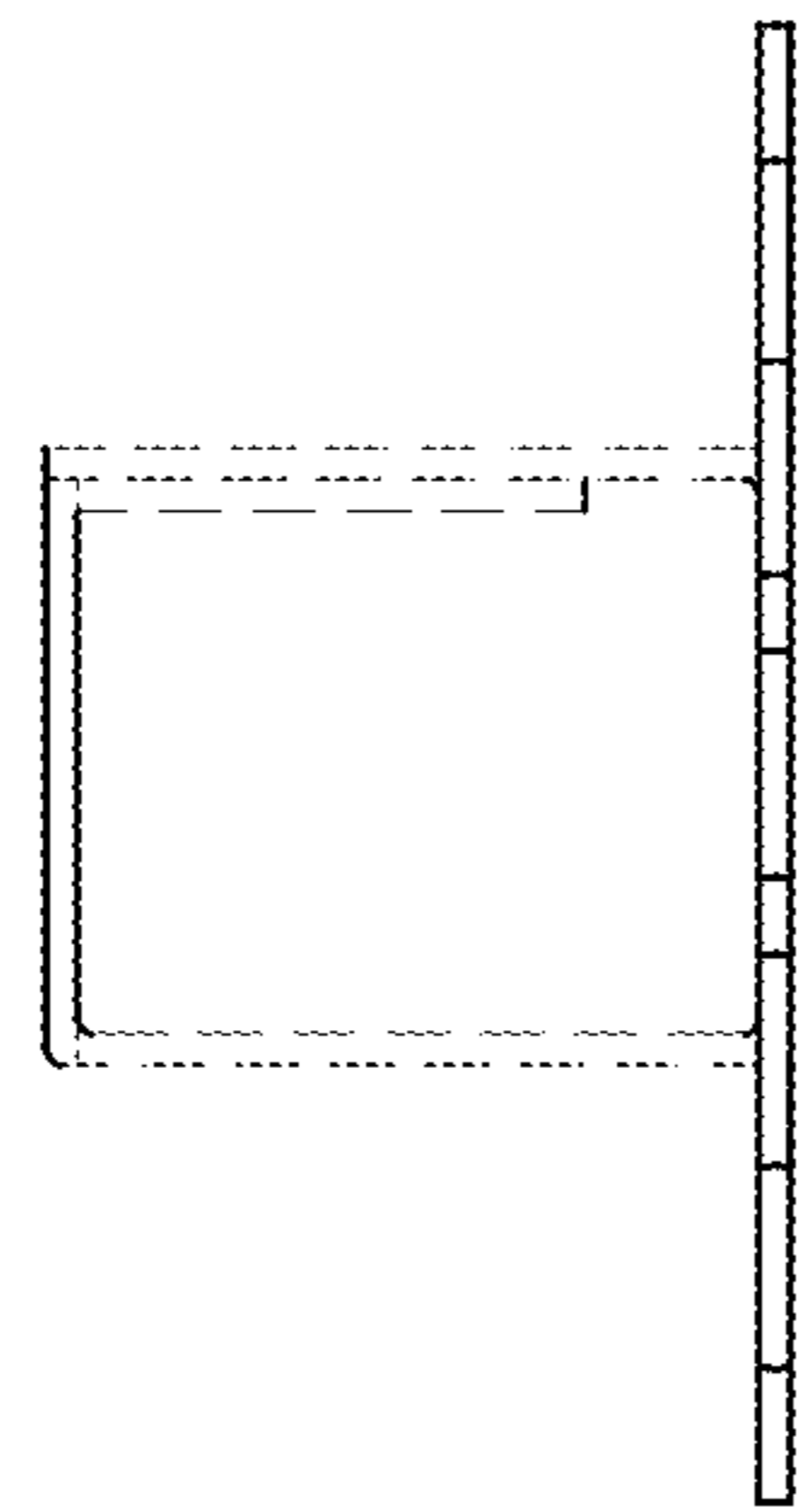


FIG. 8