



US00D951754S

(12) **United States Design Patent** (10) **Patent No.:** **US D951,754 S**  
**Xiang et al.** (45) **Date of Patent:** **\*\* May 17, 2022**

(54) **FINGERPRINT IDENTIFYING DEVICE FOR A HANDLE**

(56) **References Cited**

(71) Applicant: **Dezhao Xiang**, Shenzhen (CN)  
(72) Inventors: **Dezhao Xiang**, Shenzhen (CN); **Qiuzhi Yang**, Shenzhen (CN)  
(73) Assignee: **Dezhao Xiang**, Shenzhen (CN)  
(\*\*) Term: **15 Years**

U.S. PATENT DOCUMENTS

D390,446 S *	2/1998	Gartner	.....	D8/343
D452,807 S *	1/2002	Gartner	.....	D8/330
D462,005 S *	8/2002	Nakamaru	.....	D8/343
D519,356 S *	4/2006	Osiecki	.....	D8/331
11,070,550 B2 *	7/2021	Rahmel	.....	A61B 5/681
11,080,501 B2 *	8/2021	Kim	.....	G06K 9/0002
11,080,503 B2 *	8/2021	Hu	.....	G06K 9/0002
11,086,975 B2 *	8/2021	Huang	.....	G06K 9/6255
11,092,998 B1 *	8/2021	Castaneda	.....	G06F 1/3293

\* cited by examiner

*Primary Examiner* — Doris Clark

(21) Appl. No.: **29/803,506**  
(22) Filed: **Aug. 13, 2021**

(57) **CLAIM**

The ornamental design for a fingerprint identifying device for a handle, as shown and described.

**Related U.S. Application Data**

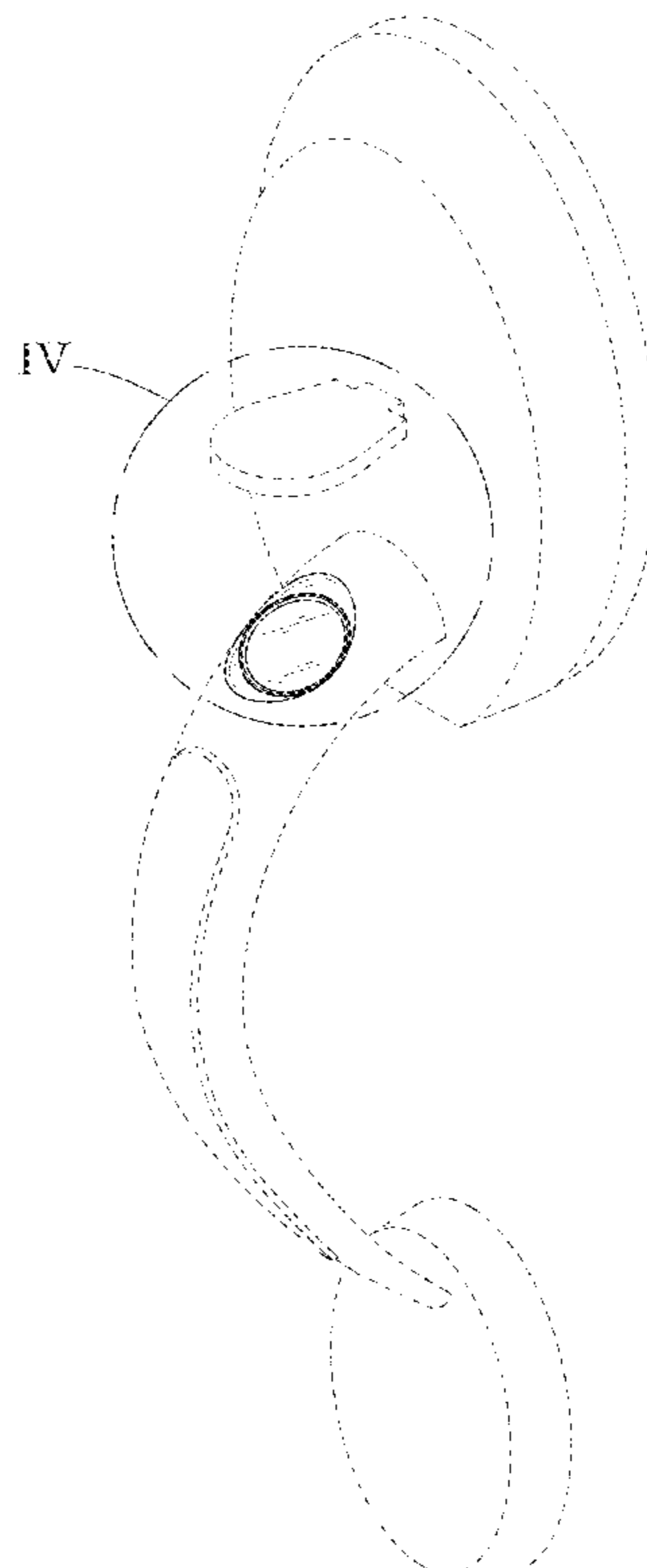
**DESCRIPTION**

(62) Division of application No. 29/707,594, filed on Sep. 30, 2019, now Pat. No. Des. 933,454.  
(51) **LOC (13) Cl.** ..... **08-07**  
(52) **U.S. Cl.**  
USPC ..... **D8/343**  
(58) **Field of Classification Search**  
USPC ..... D8/321, 343; D14/384  
CPC ..... G06K 9/00006; G06K 9/00013; G06K 9/00033; G06K 9/0004; G06K 9/00046; G06K 9/00087; G06K 9/00093; G06K 9/001; G06K 9/00107; G06K 9/00114; G06K 9/0012; G06K 2009/0006; G07C 9/00

FIG. 1 is a top, front and right side perspective view of a fingerprint identifying device for a handle showing our new design;  
FIG. 2 is a front elevational view thereof;  
FIG. 3 is a left side view thereof; and,  
FIG. 4 is an enlarged view of the encircled portion IV in FIG. 1.  
The broken lines in the drawings illustrate portions of the fingerprint identifying device for a handle which form no part of the claimed design. The dot dash dot broken lines surrounding the detail areas in FIGS. 1 and 4 denote the boundaries of the detail areas and form no part of the claim design.

See application file for complete search history.

**1 Claim, 4 Drawing Sheets**



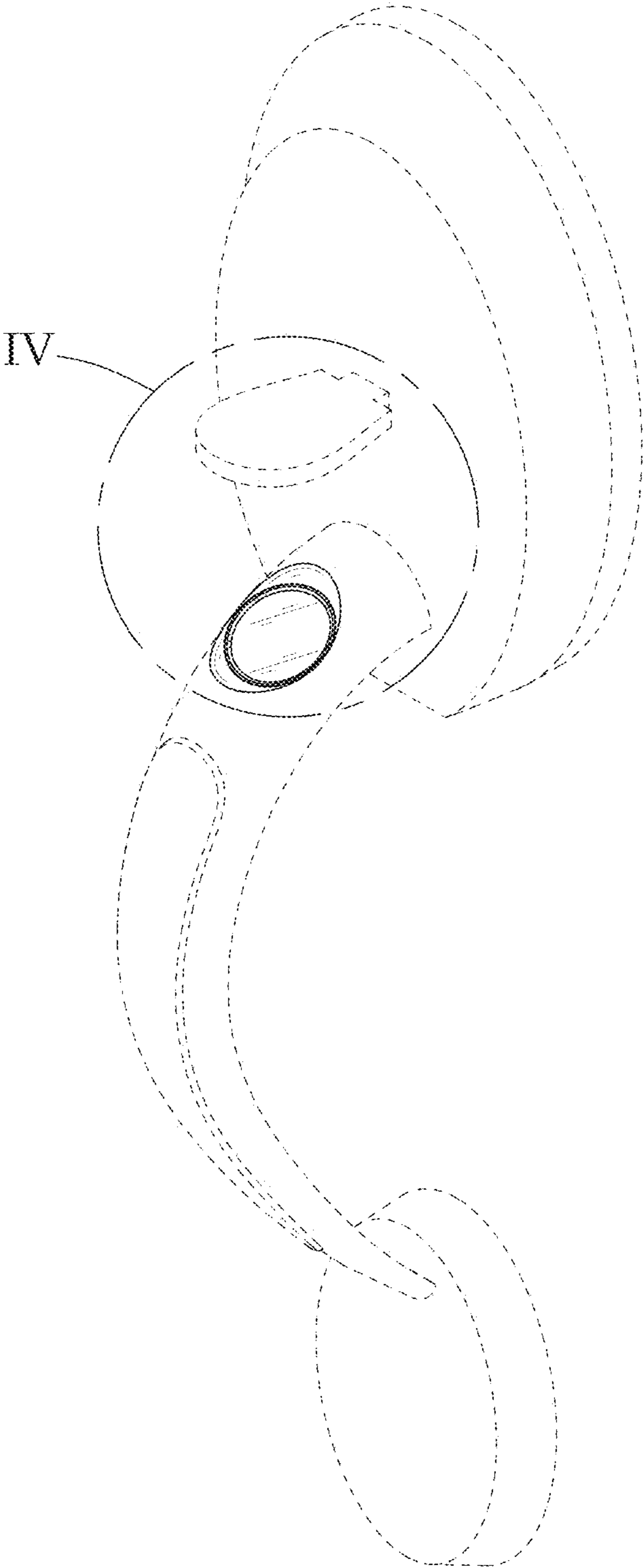


FIG. 1

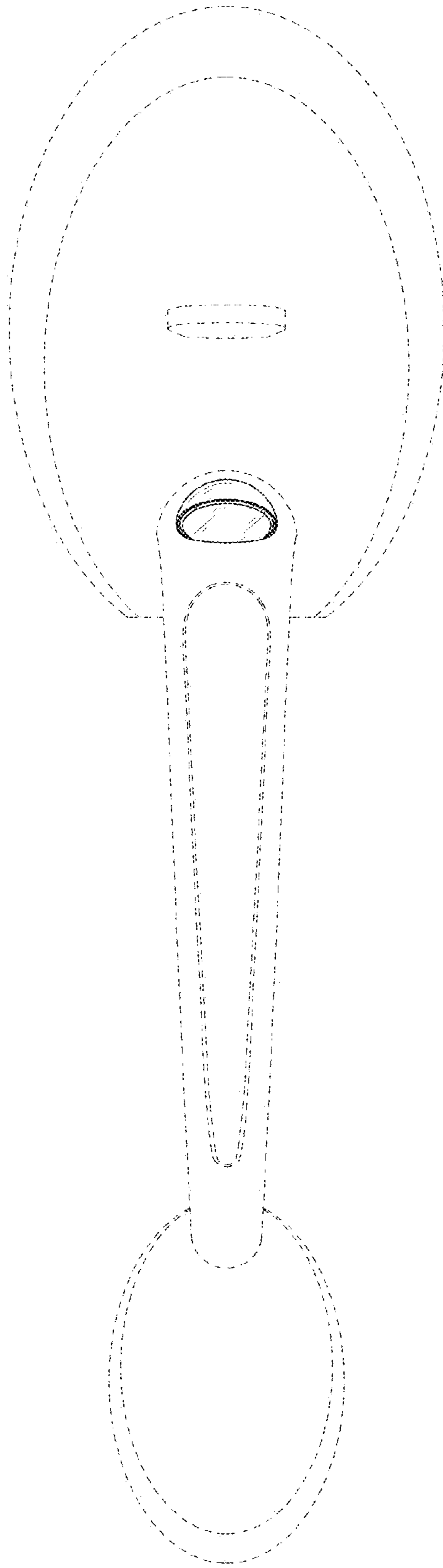


FIG. 2

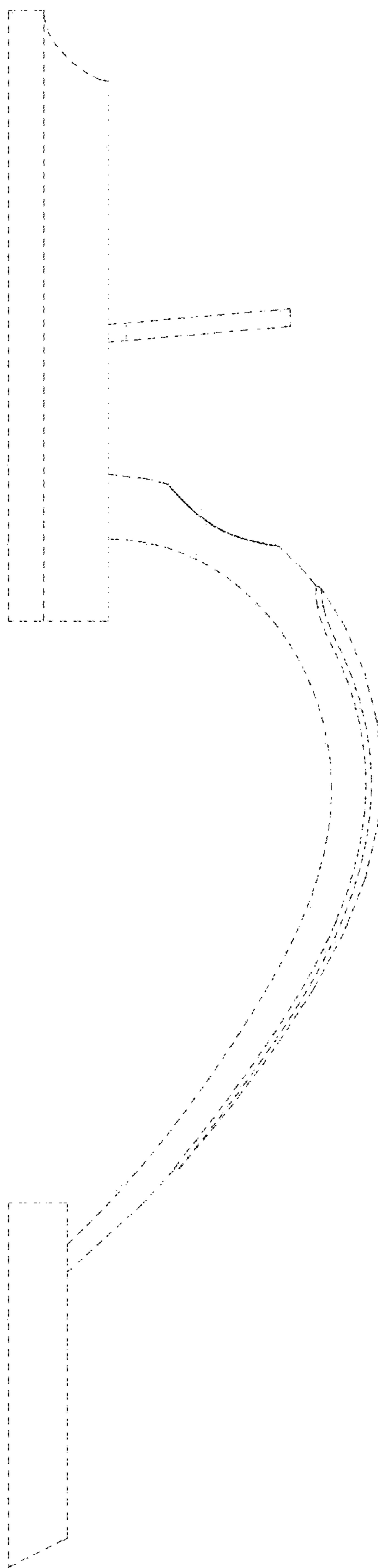


FIG. 3

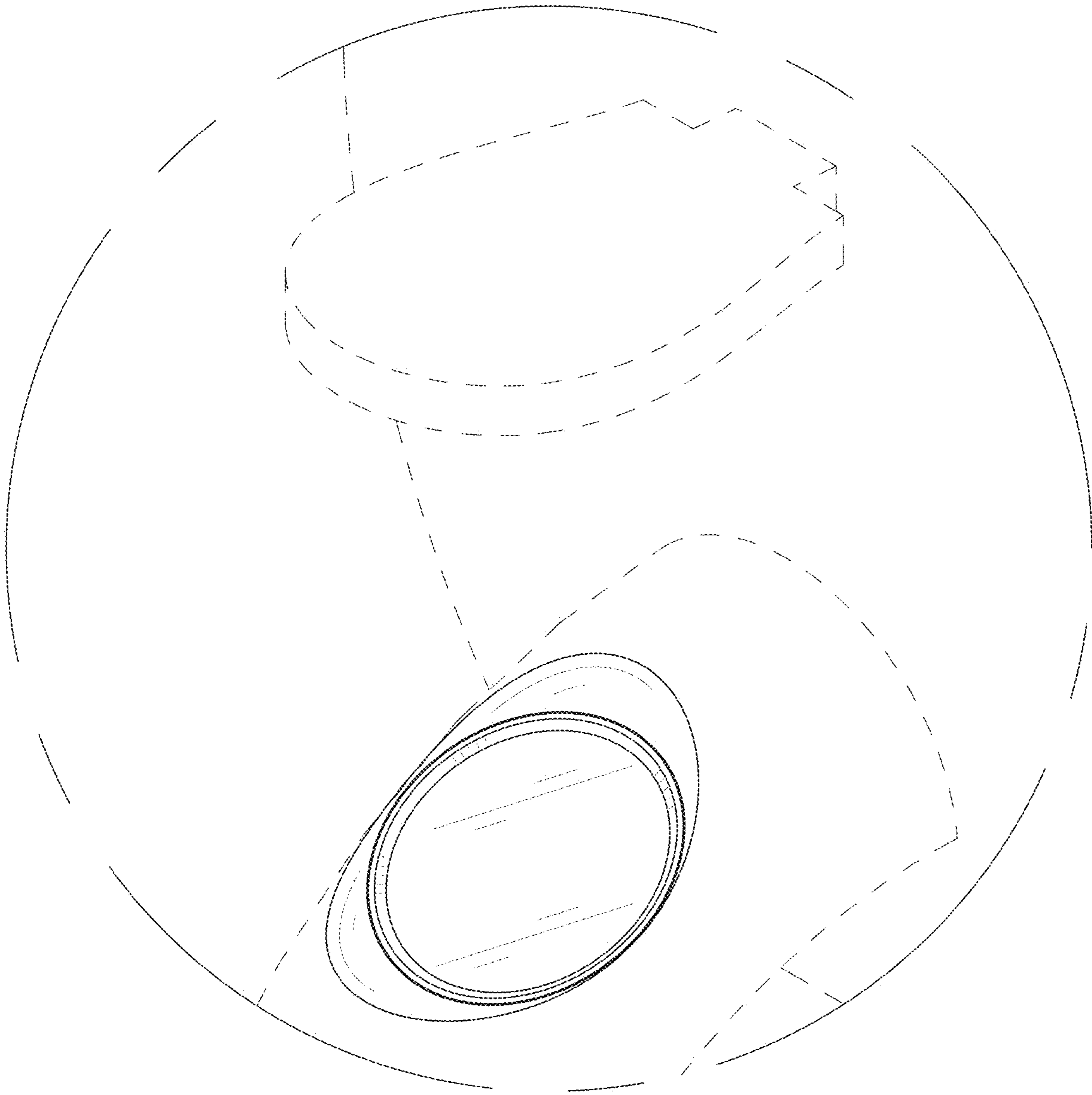


FIG. 4