



US00D951739S

(12) **United States Design Patent**  
**Hanhimäki**

(10) **Patent No.:** **US D951,739 S**

(45) **Date of Patent:** **\*\* May 17, 2022**

- (54) **BACKING PAD FOR SANDER**
- (71) Applicant: **Mirka Ltd**, Jepua (FI)
- (72) Inventor: **Jani Hanhimäki**, Kimo (FI)
- (73) Assignee: **MIRKA LTD**, Jepua (FI)

(\*\*) Term: **15 Years**

(21) Appl. No.: **29/709,922**

(22) Filed: **Oct. 18, 2019**

(30) **Foreign Application Priority Data**

Apr. 18, 2019 (EM) ..... 006382230-0001

(51) **LOC (13) Cl.** ..... **08-05**

(52) **U.S. Cl.**  
USPC ..... **D8/70**

(58) **Field of Classification Search**  
USPC .... D8/20, 61, 62, 63, 70, 90; D15/124, 125,  
D15/126, 132, 138, 139, 140; D32/40  
CPC . B24D 3/28; B24D 9/08; B24D 18/00; B24D  
18/0027; B24B 37/24; B24B 37/26; B24B  
55/102  
See application file for complete search history.

(56) **References Cited**

**U.S. PATENT DOCUMENTS**

- 2,409,163 A \* 10/1946 Stever ..... B24D 9/08  
451/511
- 2,815,618 A \* 12/1957 Buliga ..... B24D 9/08  
451/511
- 3,510,992 A \* 5/1970 Hutchins ..... B24D 9/08  
451/510
- 5,313,746 A \* 5/1994 Zarriello ..... B24D 15/023  
451/522
- D355,105 S \* 2/1995 Nemazi ..... D32/40
- 5,470,272 A \* 11/1995 Kikuchi ..... B24B 23/04  
451/344

- 5,491,896 A \* 2/1996 Stolzer ..... B24B 23/04  
15/236.01
- 5,558,569 A \* 9/1996 Lee ..... B24B 23/04  
451/342
- 5,791,975 A \* 8/1998 Cesna ..... B24B 37/30  
451/285
- 5,839,949 A \* 11/1998 Martin ..... B24B 23/04  
451/356

(Continued)

*Primary Examiner* — Darlington Ly

(74) *Attorney, Agent, or Firm* — Jacobson Holman PLLC

(57) **CLAIM**

I claim the ornamental design for a backing pad for sander, as shown and described.

**DESCRIPTION**

The patent or application file contains at least one drawing executed in color. Copies of this patent or patent application publication with color drawing(s) will be provided by the Office upon request and payment of the necessary fee.

FIG. 1 is a front and right side perspective view of a backing pad for sander embodying my new design;

FIG. 2 is a front and left side perspective view of FIG. 1;

FIG. 3 is a top plan view of FIG. 1;

FIG. 4 is a bottom plan view of FIG. 1;

FIG. 5 is a front side elevational view of FIG. 1;


FIG. 6 is a back side elevational view of FIG. 1;

FIG. 7 is a right side elevational view of FIG. 1; and,

FIG. 8 is a left side elevational view of FIG. 1.

The drawings are in color to show the top and bottom layer in contrasting color and in keeping with the priority community design EM 006382230-0001 which is also in color. The broken line illustrates portions of a backing pad for sander that form no part of the claimed design. The broken line around the periphery of FIG. 4 is meant to solely exclude the portion of the bottom which is in black.

**1 Claim, 6 Drawing Sheets**  
**(6 of 6 Drawing Sheet(s) Filed in Color)**



(56)

**References Cited**

## U.S. PATENT DOCUMENTS

D409,890 S \* 5/1999 Longstaff ..... D8/90  
6,004,194 A \* 12/1999 Hild ..... B24B 45/006  
451/344  
6,099,397 A \* 8/2000 Wurst ..... B24D 9/08  
451/163  
D447,038 S \* 8/2001 Netzler ..... D8/62  
6,306,024 B1 \* 10/2001 Kai ..... B24B 23/03  
451/357  
6,699,112 B2 \* 3/2004 Bergner ..... B24B 23/00  
451/356  
D511,954 S \* 11/2005 Heun ..... D8/62  
D524,628 S \* 7/2006 Shermer ..... D8/90  
D539,107 S \* 3/2007 Chu ..... D8/62  
D554,309 S \* 10/2007 Wolk ..... D32/40  
7,313,838 B2 \* 1/2008 Long ..... A47L 11/125  
15/22.2  
7,736,216 B2 \* 6/2010 King ..... B24D 7/066  
451/357  
D628,218 S \* 11/2010 Tommassini ..... D15/138  
D669,754 S \* 10/2012 Wackwitz ..... D8/70  
D691,013 S \* 10/2013 Campbell ..... D8/70  
D710,669 S \* 8/2014 Campbell ..... D8/90  
D734,116 S \* 7/2015 Wong ..... D8/90  
D813,624 S \* 3/2018 Gopi ..... D8/20  
10,124,461 B2 \* 11/2018 Kuehne ..... B24B 45/006  
D866,107 S \* 11/2019 Mendez ..... D32/40  
2008/0029134 A1 \* 2/2008 Long ..... A47L 11/065  
134/115 R  
2008/0057846 A1 \* 3/2008 Schumacher ..... B24B 45/00  
451/548  
2010/0009613 A1 \* 1/2010 Frueh ..... B24B 45/00  
451/559

\* cited by examiner






FIG. 1






FIG. 2






FIG. 3






FIG. 4






FIG. 5




FIG. 6




FIG. 7




FIG. 8