



US00D951703S

(12) **United States Design Patent**
Monk

(10) **Patent No.:** **US D951,703 S**
(45) **Date of Patent:** **** May 17, 2022**

(54) **ERGONOMIC HANDLE AND UTENSIL
HOLDER ACCESSORY**

(71) Applicant: **KITCHINVENTIONS, LLC**, Jupiter,
FL (US)

(72) Inventor: **Derek Monk**, Jupiter, FL (US)

(73) Assignee: **KITCHINVENTIONS, LLC**, Jupiter,
FL (US)

(**) Term: **15 Years**

(21) Appl. No.: **29/749,685**

(22) Filed: **Sep. 8, 2020**

(51) **LOC (13) Cl.** **07-02**

(52) **U.S. Cl.**

USPC **D7/393**

(58) **Field of Classification Search**

USPC D7/393-396, 387, 323, 354, 360-361,
D7/402, 533-536, 401.2, 398, 391, 619.1;
D8/300, 303, 307, 313, 321; D12/178;
D34/27

CPC A47J 45/071; A47J 45/072; A47J 45/074;
A47J 45/07; A47J 45/00; A47J 45/06;
A47J 45/061; A47J 45/062; A47J 45/063;
B65D 25/2802; B65D 25/2882

See application file for complete search history.

(56) **References Cited**

U.S. PATENT DOCUMENTS

D320,923 S *	10/1991	Leopoldi	D8/321
D362,100 S *	9/1995	McMurdo	D34/27
5,802,960 A *	9/1998	Graj	A47J 45/06
				99/422
D569,692 S *	5/2008	Zell	D7/619.1
D850,235 S *	6/2019	Lindo	D8/302
D906,040 S *	12/2020	Dai	D7/354

OTHER PUBLICATIONS

Pan Buddy—Vertical Attachment for Pan Handle, by KitchInven-
tions, Amazon [online], date first available Oct. 26, 2021, [retrieved

on Feb. 18, 2022], Retrieved from the Internet, URL: <https://www.amazon.com/BuddyTM-Vertical-Attachment-Leverage-Support/dp/B09KF1L5LP>.*

Pan Buddy: An Innovative Cookware Accessory, by Best Crowdfund-
ing Campaigns, YouTube [online], published May 26, 2021, [retrieved on Feb. 18, 2022], Retrieved from the Internet, URL: <https://www.youtube.com/watch?v=i56RrkHxL0k>.*

* cited by examiner

Primary Examiner — Sheryl Lane

Assistant Examiner — Nicole C Shiflet

(74) *Attorney, Agent, or Firm* — Geoffrey Lottenberg;
Berger Singerman LLP

(57) **CLAIM**

The ornamental design for an ergonomic handle and utensil holder accessory, as shown and described.

DESCRIPTION

FIG. 1 is a perspective view of an ergonomic handle and utensil holder accessory of the subject disclosure;

FIG. 2 is a left view of the ergonomic handle and utensil holder accessory of FIG. 1;

FIG. 3 is a right view of the ergonomic handle and utensil holder accessory of FIG. 1;

FIG. 4 is a rear view of the ergonomic handle and utensil holder accessory of FIG. 1;

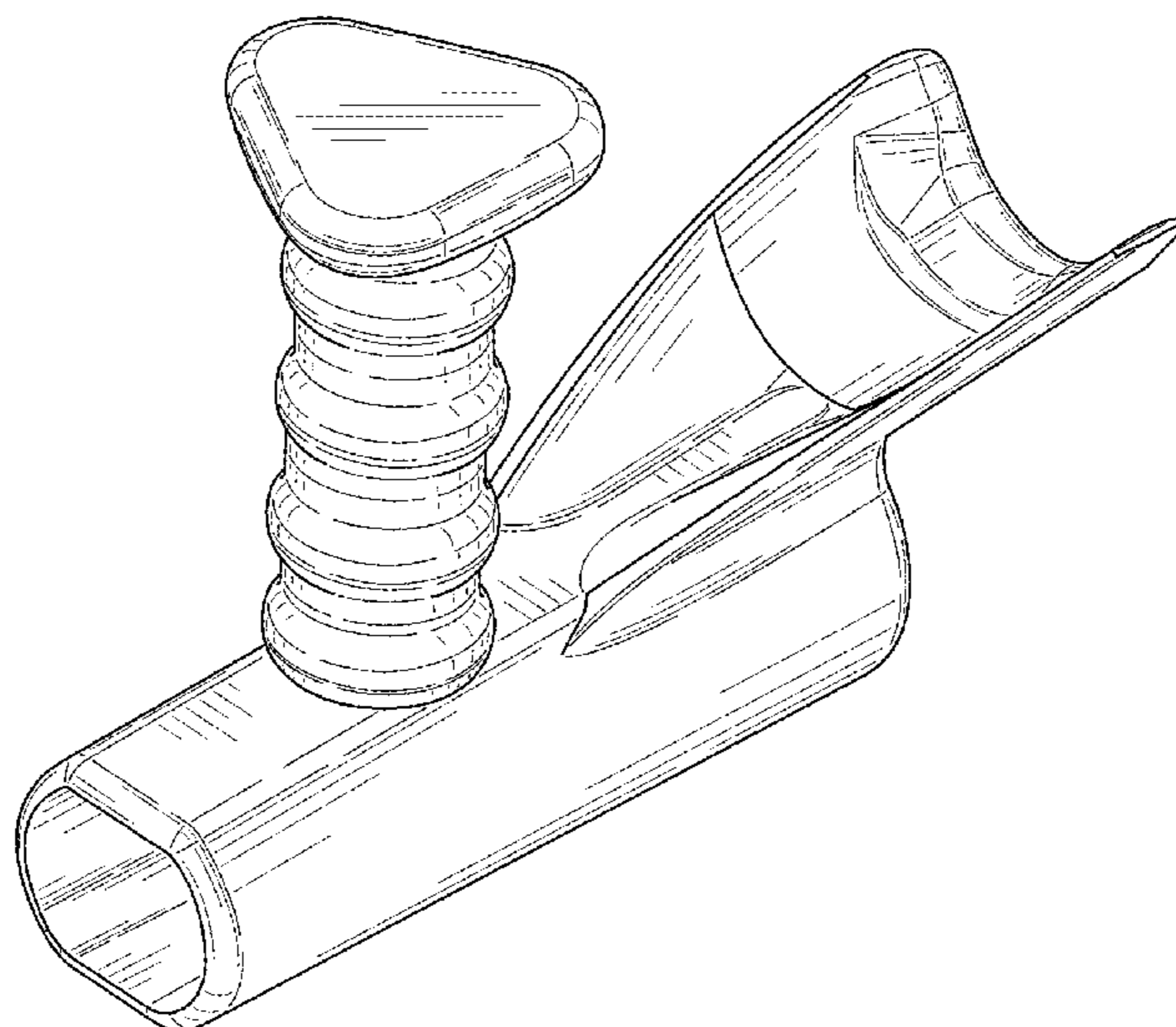
FIG. 5 is a front view of the ergonomic handle and utensil holder accessory of FIG. 1.

FIG. 6 is a bottom view of the ergonomic handle and utensil holder accessory of FIG. 1; and,

FIG. 7 is a top view of the ergonomic handle and utensil holder accessory of FIG. 1.

The broken lines depicting portions of the article form no part of the claimed design. The shading depicted in the drawings is meant to show contours only and does not depict surface ornamentation.

1 Claim, 4 Drawing Sheets



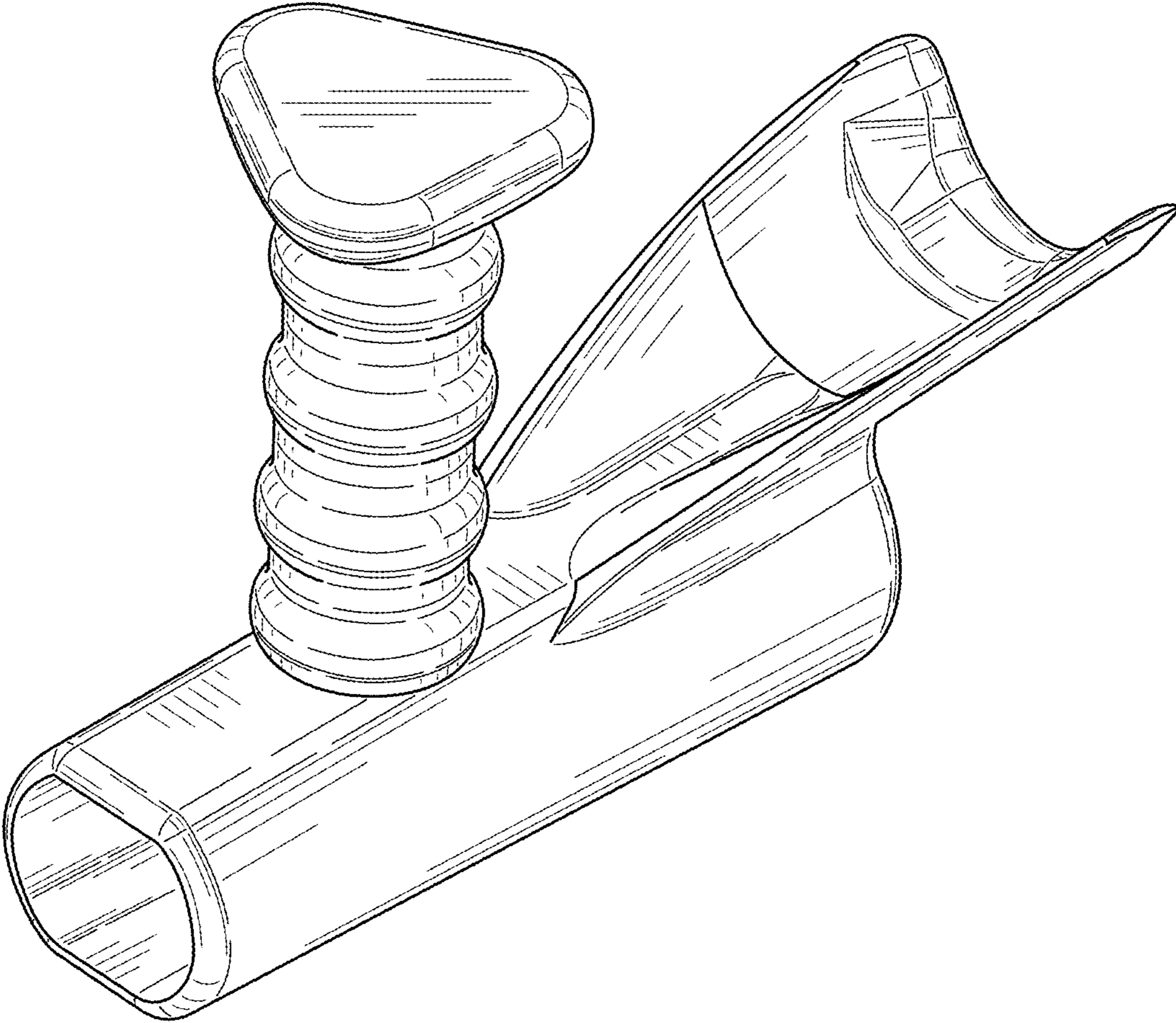


FIG. 1

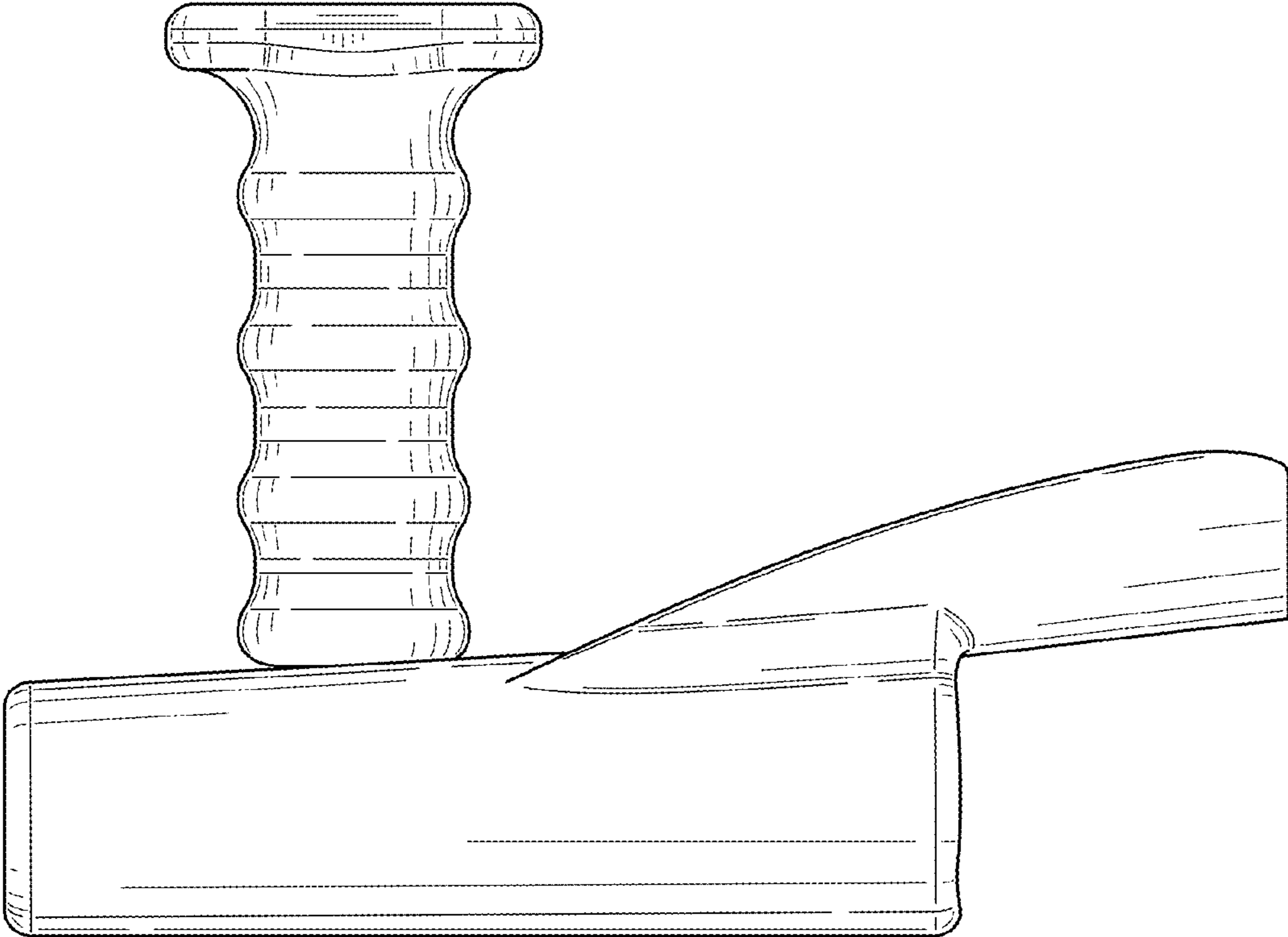


FIG. 2

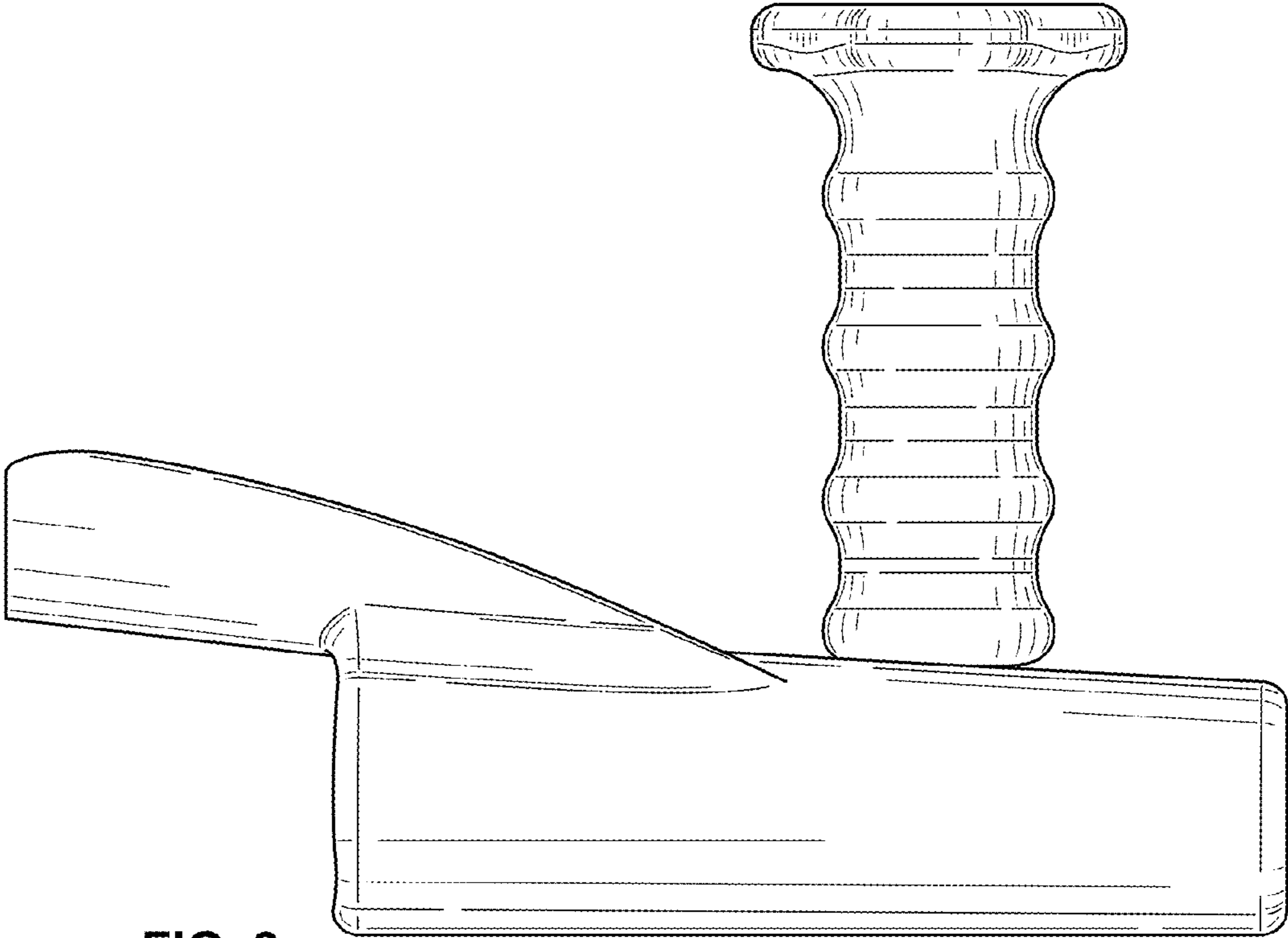


FIG. 3

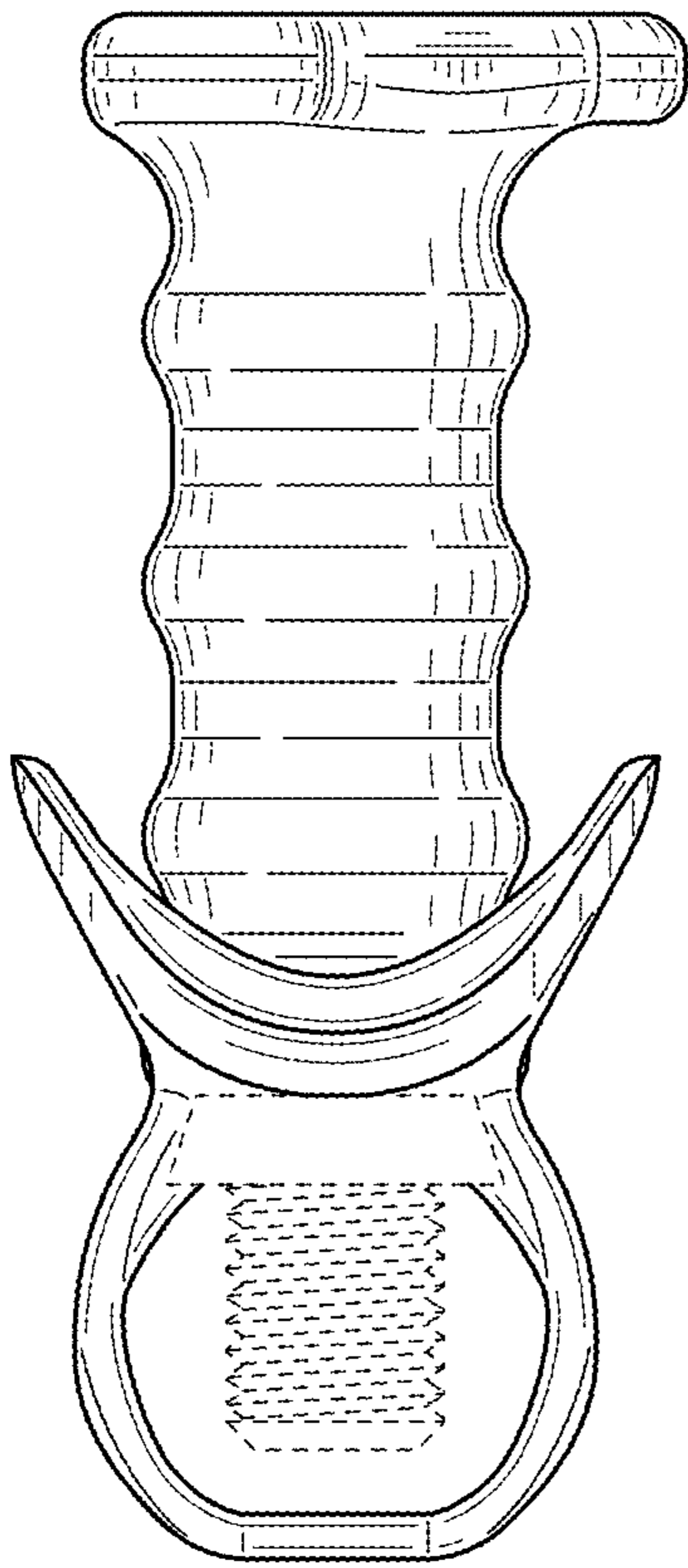


FIG. 4

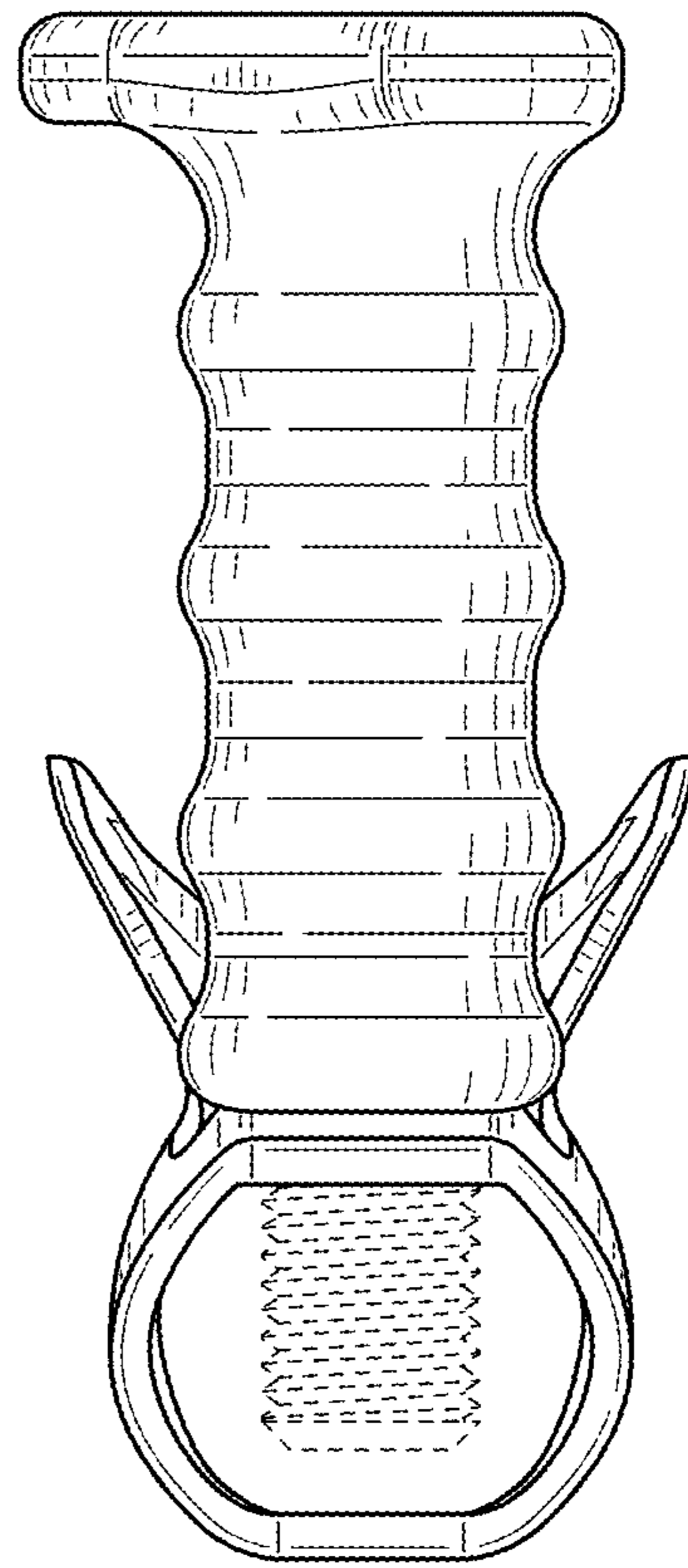


FIG. 5

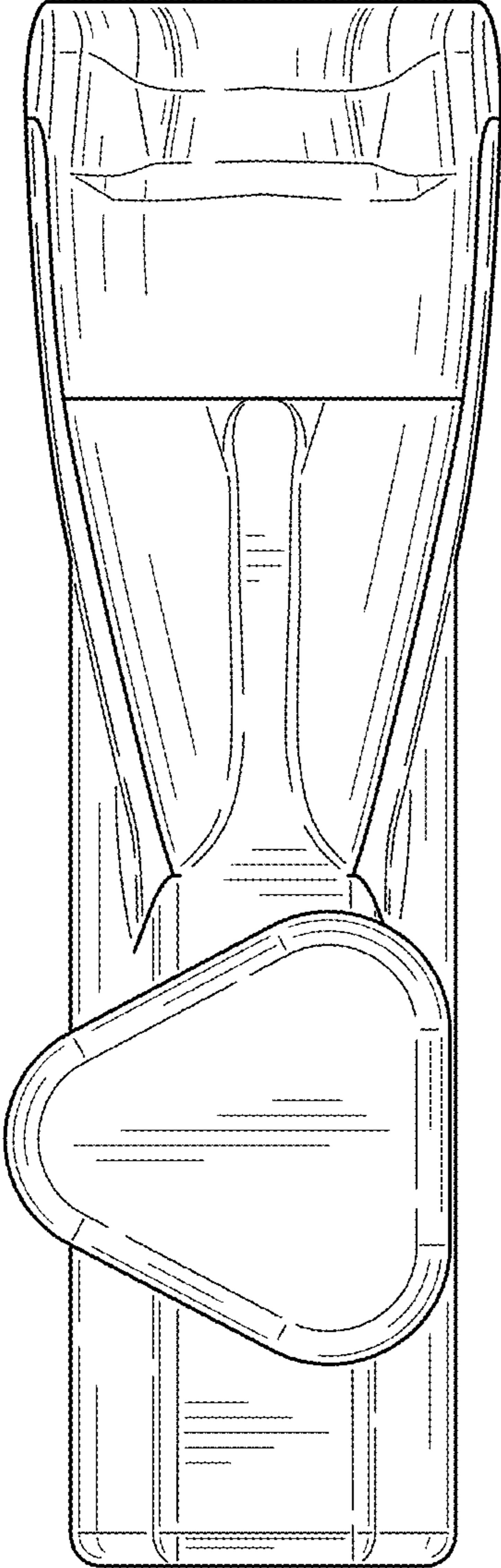


FIG. 6

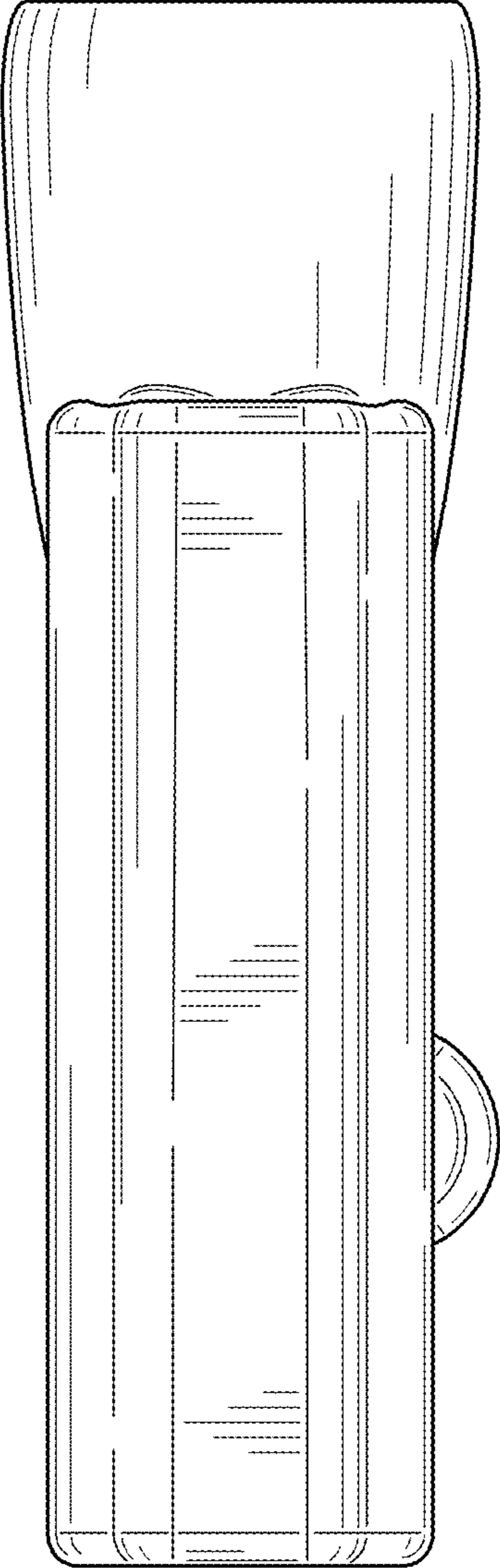


FIG. 7