



US00D951696S

(12) **United States Design Patent** (10) **Patent No.:** **US D951,696 S**
Li (45) **Date of Patent:** **** May 17, 2022**

(54) **FRYING PAN**
(71) Applicant: **Wei Li**, Ningbo (CN)
(72) Inventor: **Wei Li**, Ningbo (CN)
(**) Term: **15 Years**
(21) Appl. No.: **29/798,444**

D779,871 S * 2/2017 Zemel D7/354
D794,379 S * 8/2017 Mejia D7/354
D802,990 S * 11/2017 Workman D7/354
D828,712 S 9/2018 Nagrani
D916,546 S * 4/2021 Dorion D7/360
D917,950 S * 5/2021 Dorion D7/360
D917,951 S * 5/2021 Dorion D7/361
D929,797 S * 9/2021 Dorion D7/360
2018/0125298 A1 * 5/2018 Workman A47J 45/062

(22) Filed: **Jul. 8, 2021**
(51) **LOC (13) Cl.** **07-02**
(52) **U.S. Cl.**
USPC **D7/361; D7/354**
(58) **Field of Classification Search**
USPC D7/323, 354–363, 391, 393–396, 409
CPC A47G 19/12; A47J 27/00; A47J 27/002;
A47J 27/08; A47J 27/21; A47J 27/58;
A47J 27/122; A47J 36/025; A47J 36/06;
A47J 36/08; A47J 36/12; A47J 36/20;
A47J 36/26; A47J 37/00; A47J 37/10;
A47J 37/101; A47J 37/103; A47J 37/12;
A47J 37/1204; A47J 45/061; A47J
45/062; A47J 45/071; A47J 45/08; H05B
6/12

See application file for complete search history.

(56) **References Cited**
U.S. PATENT DOCUMENTS

2,788,561 A * 4/1957 Mueller F27D 5/00
D27/106
D455,315 S * 4/2002 Cheng D7/354
D600,497 S * 9/2009 Ek D7/361
D618,494 S * 6/2010 Welk D7/354
D663,994 S 7/2012 Lee
D756,163 S * 5/2016 Gabbay D7/354

OTHER PUBLICATIONS

Landhaus Enameled Cast Iron Skillet, Fry Pan. Date First Available on Amazon.com Aug. 27, 2018. <https://www.amazon.com/dp/B07GVPMW8Z/ref> (Year: 2018).*

* cited by examiner

Primary Examiner — Ricky Pham

(57) **CLAIM**

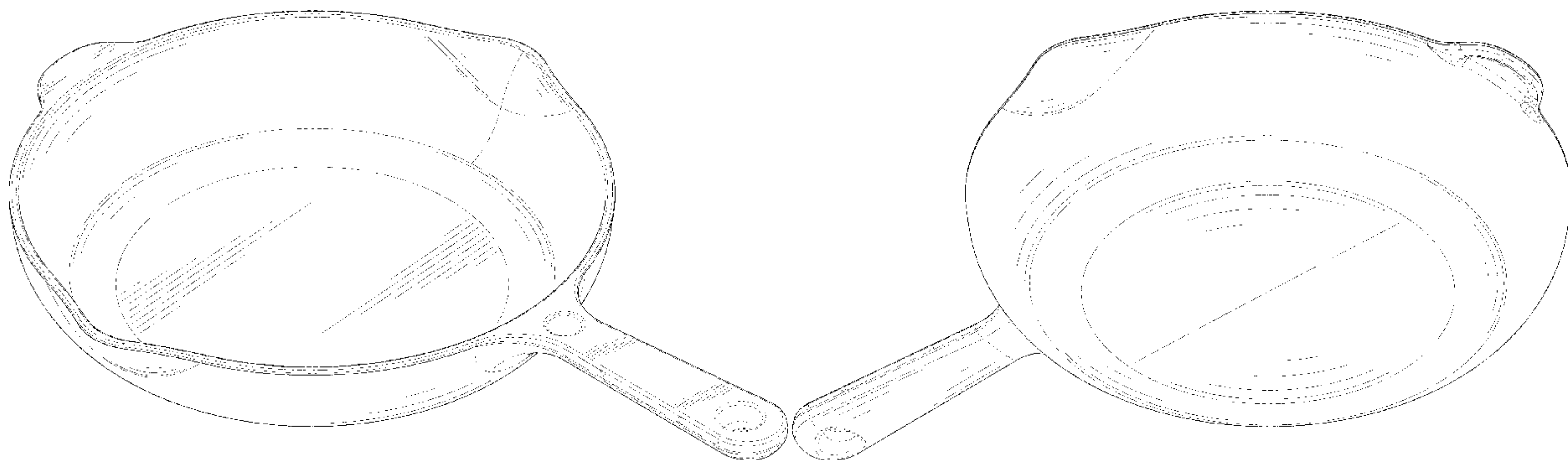
The ornamental design for a frying pan, as shown and described.

DESCRIPTION

FIG. 1 is a perspective view of a frying pan showing my new design;
FIG. 2 is another perspective view thereof;
FIG. 3 is a front elevational view thereof;
FIG. 4 is a rear elevational view thereof;
FIG. 5 is a left side elevational view thereof;
FIG. 6 is a right side elevational view thereof;
FIG. 7 is a top plan view thereof; and,
FIG. 8 is a bottom plan view thereof.

The broken lines in the drawings are for the purpose of illustrating portions of the frying pan that form no part of the claimed design.

1 Claim, 8 Drawing Sheets



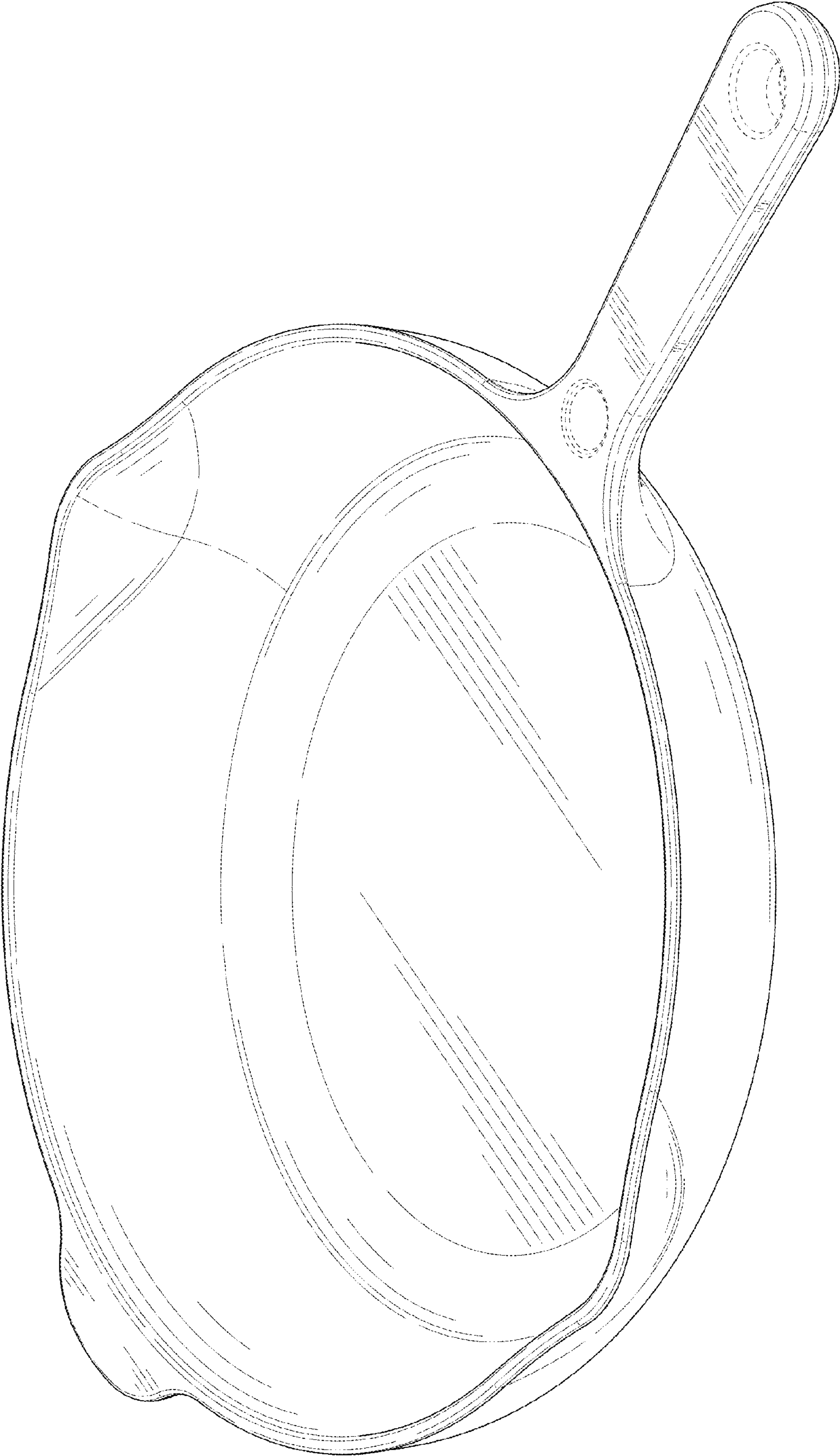


FIG. 1

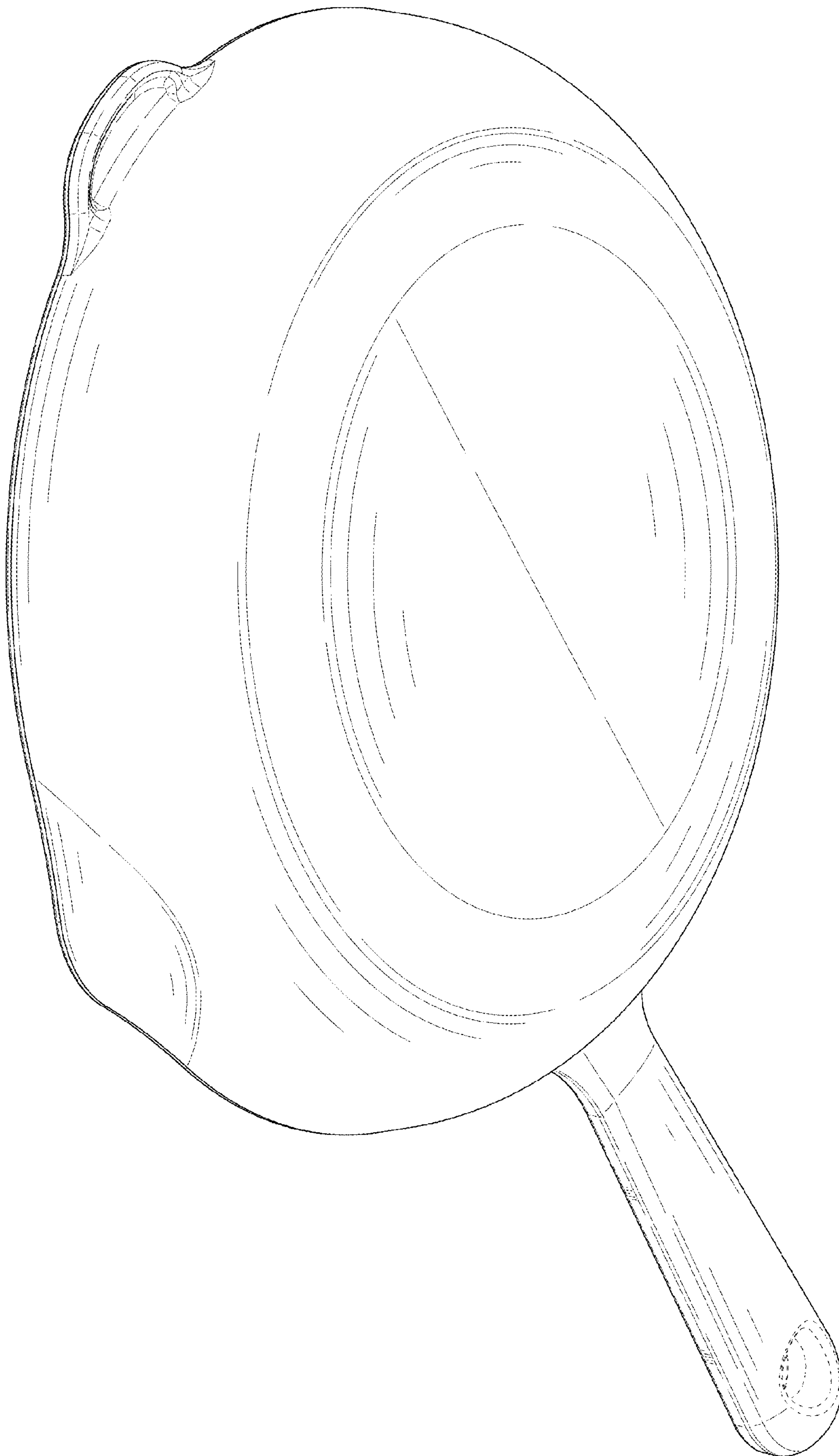


FIG. 2

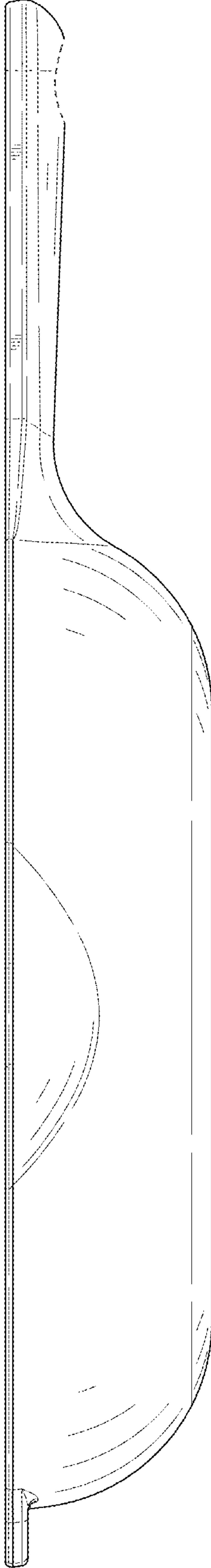


FIG. 3

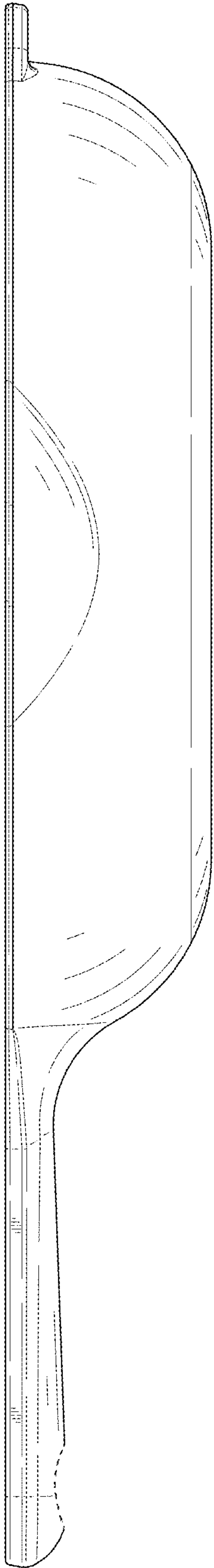


FIG. 4




FIG. 5

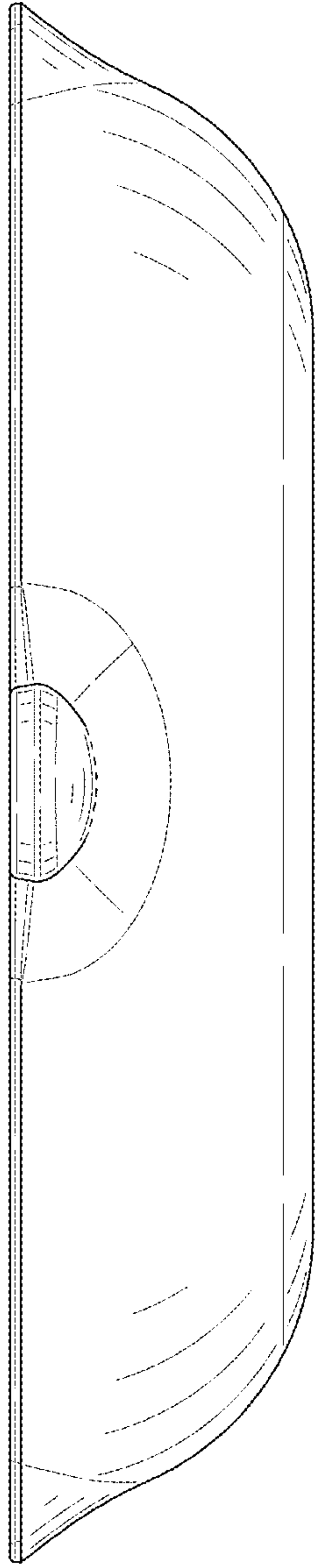


FIG. 6

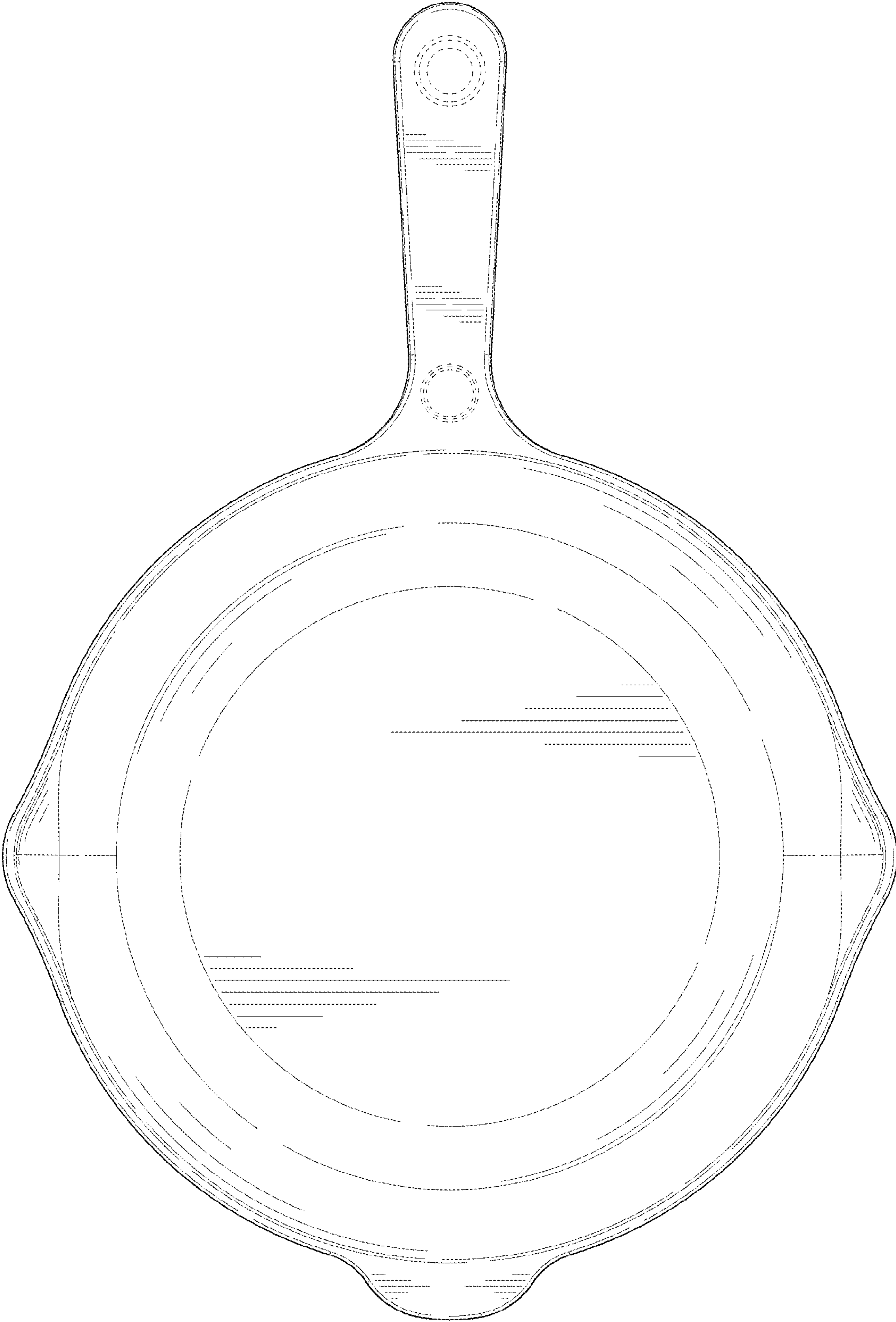


FIG. 7

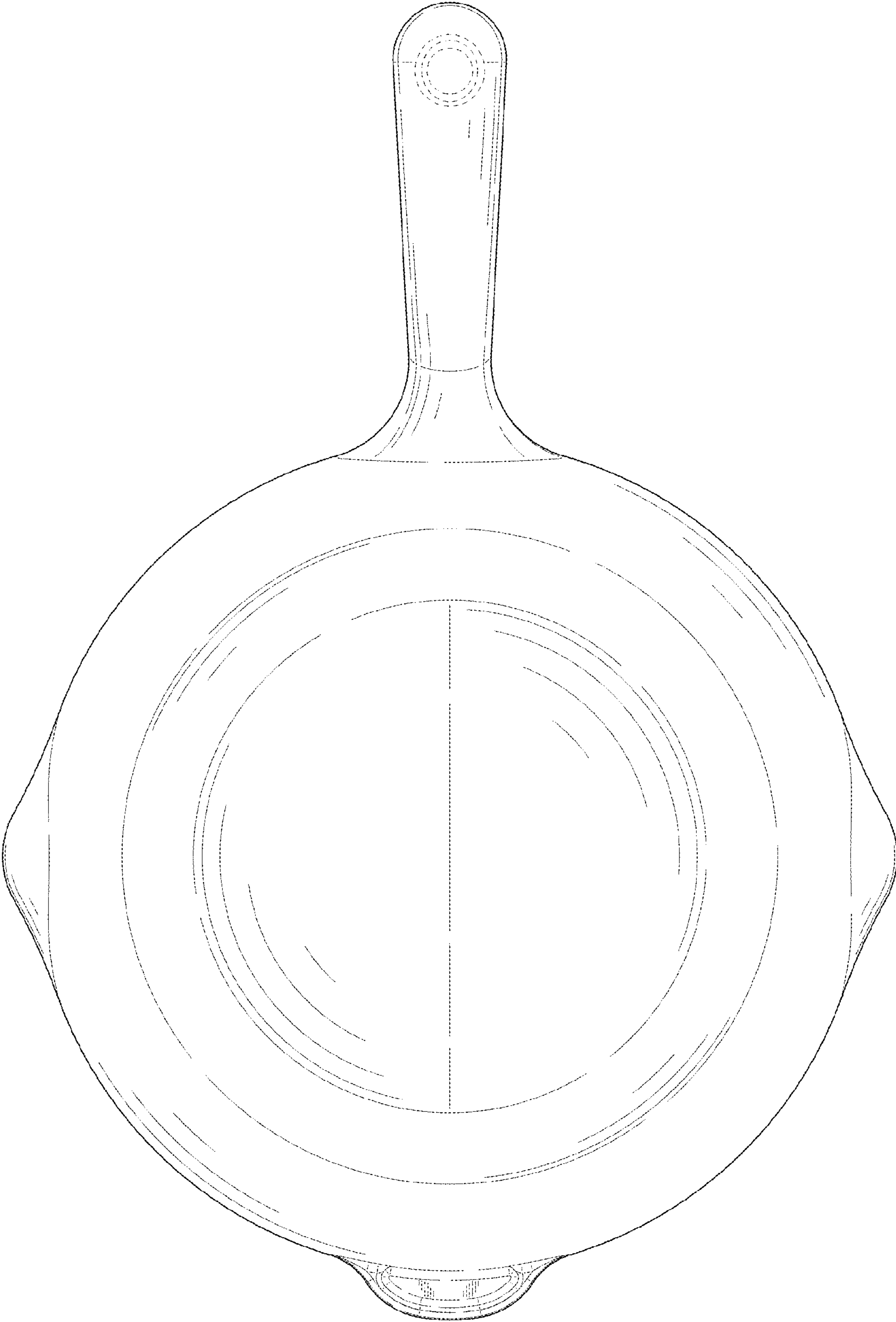


FIG. 8