



US00D951686S

(12) **United States Design Patent** (10) **Patent No.:** **US D951,686 S**  
**Adams et al.** (45) **Date of Patent:** **\*\* May 17, 2022**

(54) **SHELVING APPARATUS**  
(71) Applicant: **Coulter Ventures, LLC.**, Columbus, OH (US)  
(72) Inventors: **Bryan Adams**, Columbus, OH (US); **Juha Puonti**, Schelle (BE)  
(73) Assignee: **Coulter Ventures, LLC.**, Columbus, OH (US)

D239,902 S 5/1976 Goulder  
D259,161 S 5/1981 Thauer  
D267,059 S 11/1982 Thompson  
D273,449 S 4/1984 Wiczorek  
D288,996 S 3/1987 Winzeler, III  
D303,879 S 10/1989 Williams  
4,936,228 A 6/1990 Capo-Bianco  
D322,368 S 12/1991 Blum  
D329,552 S 9/1992 Wells et al.

(Continued)

(\*\*) Term: **15 Years**  
(21) Appl. No.: **29/807,201**  
(22) Filed: **Sep. 9, 2021**

**FOREIGN PATENT DOCUMENTS**

CN 301400005 12/2010  
CN 306069230 9/2020

(Continued)

**OTHER PUBLICATIONS**

Product listing for Rogue 3-Tier Mass Storage System from <<https://web.archive.org/web/20170518114750/https://www.roguefitness.com/3-tier-mass-storage-system-70>>, dated May 18, 2017.

*Primary Examiner* — Kelley A Donnelly  
(74) *Attorney, Agent, or Firm* — Banner & Witcoff, Ltd.

**Related U.S. Application Data**  
(63) Continuation of application No. 29/746,740, filed on Aug. 17, 2020, now Pat. No. Des. 931,027, which is a continuation of application No. 29/668,932, filed on Nov. 2, 2018, now Pat. No. Des. 893,223.  
(51) **LOC (13) Cl.** ..... **06-06**  
(52) **U.S. Cl.**  
USPC ..... **D6/678.1**  
(58) **Field of Classification Search**  
USPC ..... D6/315, 329, 672, 673, 675, 675.1, D6/678.1, 682, 512  
CPC ..... A47B 47/00; A47B 47/0058; A47B 47/06; A47F 5/00; A47F 5/0018; A47F 5/0062; A47F 3/00  
See application file for complete search history.

(57) **CLAIM**

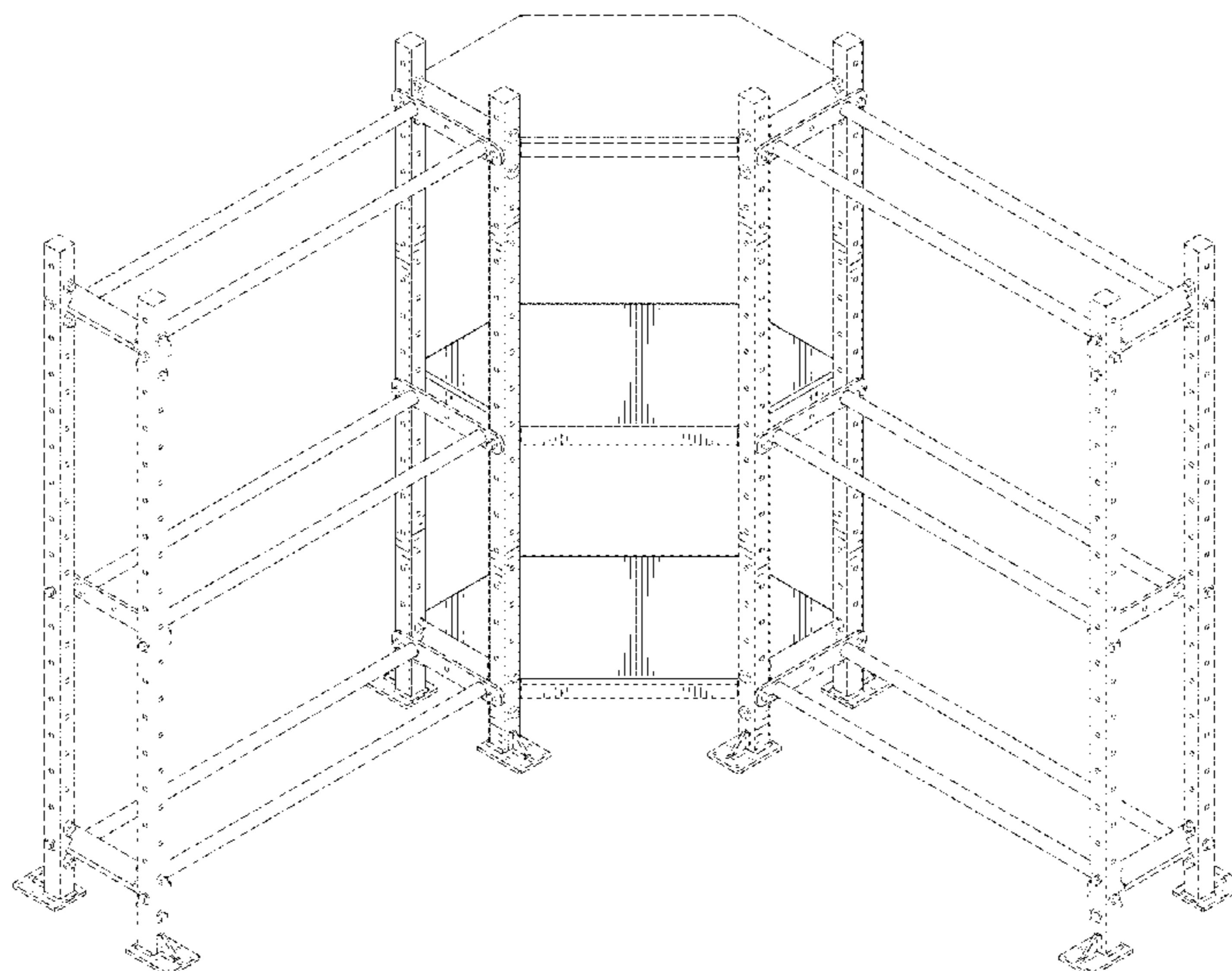
The ornamental design for a shelving apparatus, as shown and described.

**DESCRIPTION**

FIG. 1 is top, front perspective view of a shelving apparatus showing our new design;  
FIG. 2 is a right side view thereof;  
FIG. 3 is a left side view thereof;  
FIG. 4 is a front view thereof;  
FIG. 5 is a rear view thereof; and,  
FIG. 6 is a top view thereof.  
The broken lines depicting the remainder of the shelving apparatus in FIGS. 1-6 show features that form no part of the claimed design.

(56) **References Cited**  
U.S. PATENT DOCUMENTS  
2,386,092 A 10/1945 Cornish  
D168,601 S 1/1953 Swanson  
2,658,810 A 11/1953 Ellis et al.  
2,715,509 A 8/1955 Paige  
D202,155 S 8/1965 Probasco  
3,931,771 A 1/1976 Kramer

**1 Claim, 5 Drawing Sheets**



(56)

References Cited

U.S. PATENT DOCUMENTS

D348,609 S 7/1994 Eisman et al.  
 D352,198 S 11/1994 Wright et al.  
 5,435,254 A 7/1995 Amey et al.  
 D364,055 S 11/1995 Pakla  
 D371,919 S 7/1996 Konecny  
 5,628,255 A 5/1997 Neuner  
 D382,732 S 8/1997 Kearney  
 5,724,894 A 3/1998 Knorovsky  
 D431,936 S 10/2000 Moen et al.  
 6,193,338 B1 2/2001 Kocer  
 D441,989 S 5/2001 Potthoff  
 D458,054 S 6/2002 Lin  
 D466,720 S 12/2002 Probst  
 D479,925 S 9/2003 Hsieh et al.  
 D483,595 S 12/2003 Trapp et al.  
 6,857,712 B1 2/2005 Haberman  
 6,991,305 B2 1/2006 Gallea  
 D520,287 S 5/2006 Sparkowski  
 D525,459 S 7/2006 Stanton  
 D543,056 S 5/2007 Chou  
 D572,041 S 7/2008 Woolnough et al.  
 D573,820 S 7/2008 Burak  
 D584,078 S 1/2009 Weigand  
 D587,488 S 3/2009 Helle  
 D588,837 S 3/2009 Helle  
 D588,838 S 3/2009 Helle  
 D592,898 S 5/2009 Helle  
 D599,148 S 9/2009 Murphy  
 D608,573 S 1/2010 Helle  
 D642,741 S 8/2011 Greiner  
 D677,936 S 3/2013 Pirayesh et al.  
 8,517,267 B2 8/2013 Reynolds et al.  
 D699,988 S 2/2014 Hawkins  
 D709,717 S \* 7/2014 Hsu ..... D6/678.1  
 D743,194 S 11/2015 Reinhart  
 9,215,940 B2 12/2015 Hawkins

D747,902 S 1/2016 Matloff  
 D791,519 S 7/2017 Jordan et al.  
 D804,228 S 12/2017 Scherer  
 D811,138 S 2/2018 Lee et al.  
 D811,139 S 2/2018 Lee et al.  
 D814,219 S 4/2018 Clayton  
 D825,959 S 8/2018 Rockwell et al.  
 D834,863 S 12/2018 Kim et al.  
 D836,366 S 12/2018 Brenzy et al.  
 D838,511 S 1/2019 Kim et al.  
 D839,031 S 1/2019 Austin, III et al.  
 D848,186 S 5/2019 Crowe  
 D851,430 S 6/2019 Przepierski  
 D893,223 S \* 8/2020 Adams ..... D6/678.1  
 10,813,453 B2 \* 10/2020 Knutson ..... A47F 5/101  
 D917,924 S 5/2021 Schoenherr et al.  
 2006/0213403 A1 9/2006 Witt  
 2013/0325670 A1 12/2013 Austin, III et al.  
 2018/0295984 A1 \* 10/2018 Somers ..... A47B 57/00  
 2018/0360234 A1 12/2018 Eichler  
 2019/0090628 A1 3/2019 Przepierski

FOREIGN PATENT DOCUMENTS

DE 3542892 C2 8/1990  
 DE 9410747 U1 9/1994  
 EM 000258579-0005 5/2007  
 EM 000892971-0005 4/2008  
 EM 000892971-0006 4/2008  
 EM 000892971-0007 4/2008  
 EM 000892971-0009 4/2008  
 EM 000892971-0010 4/2008  
 EP 0283456 A1 9/1988  
 GB 3002513 4/2002  
 GB 4001563 4/2007  
 KR 300423033.0000 8/2006  
 SG 20071102A-0001 3/2013

\* cited by examiner

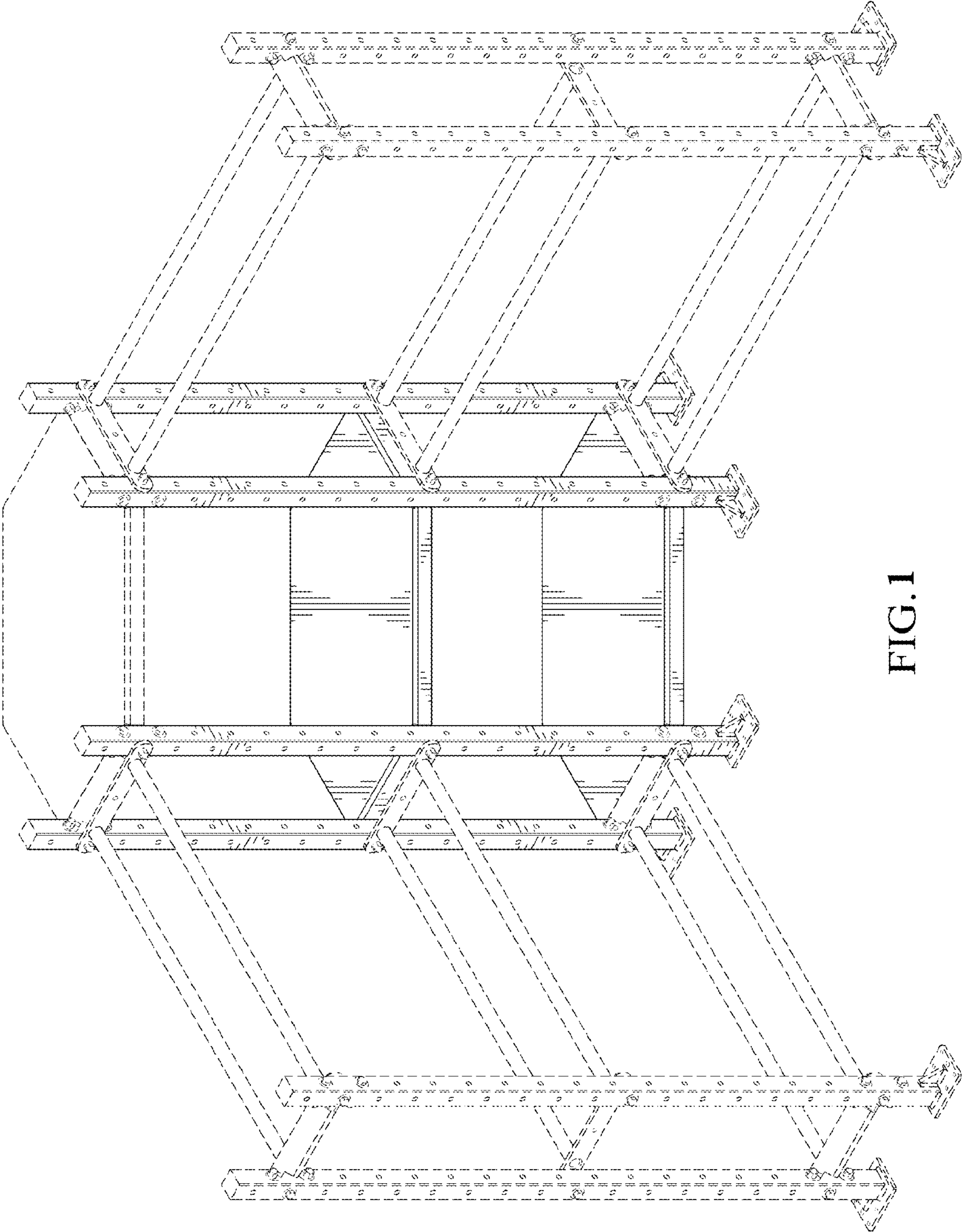


FIG. 1

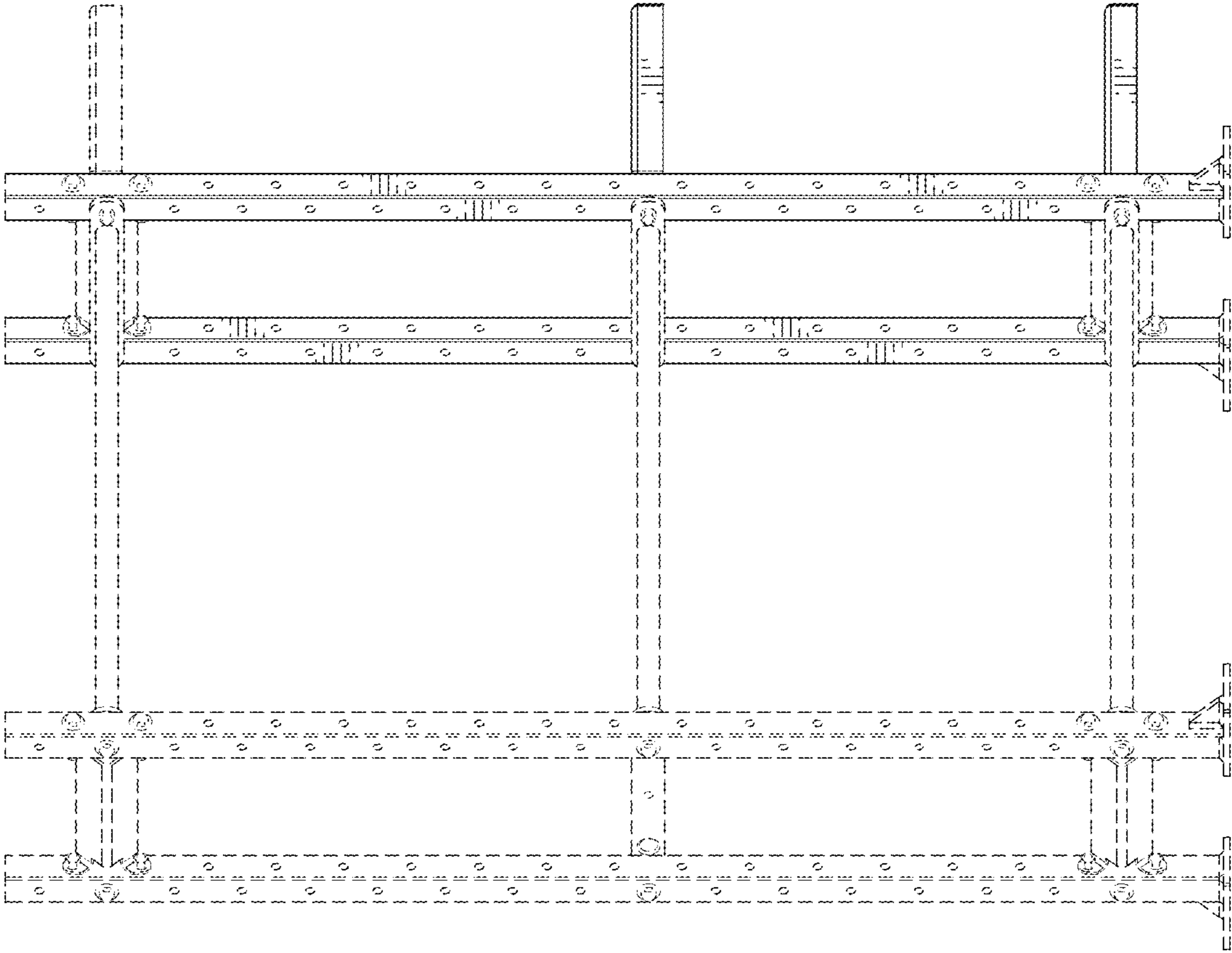


FIG. 3

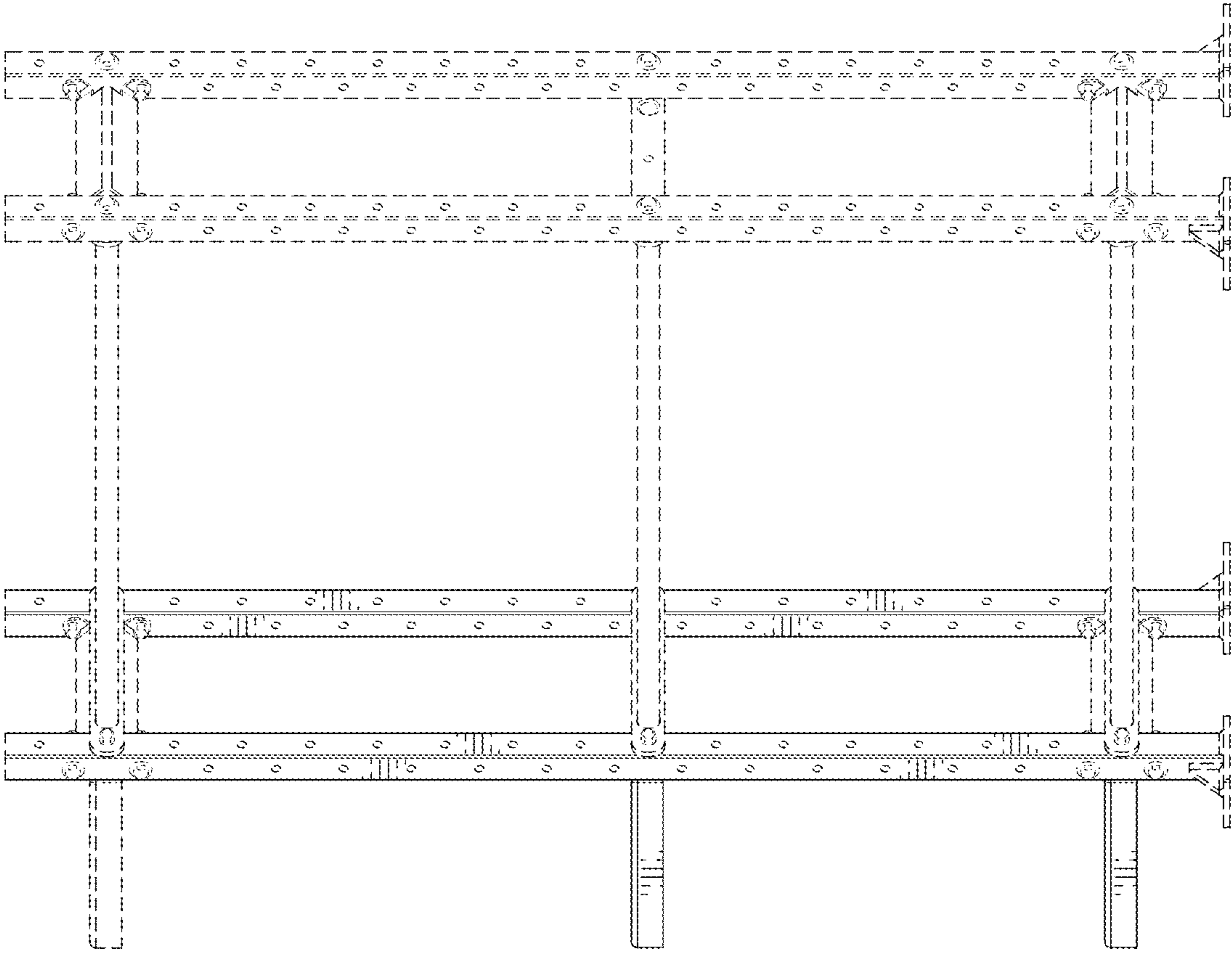


FIG. 2




FIG. 4

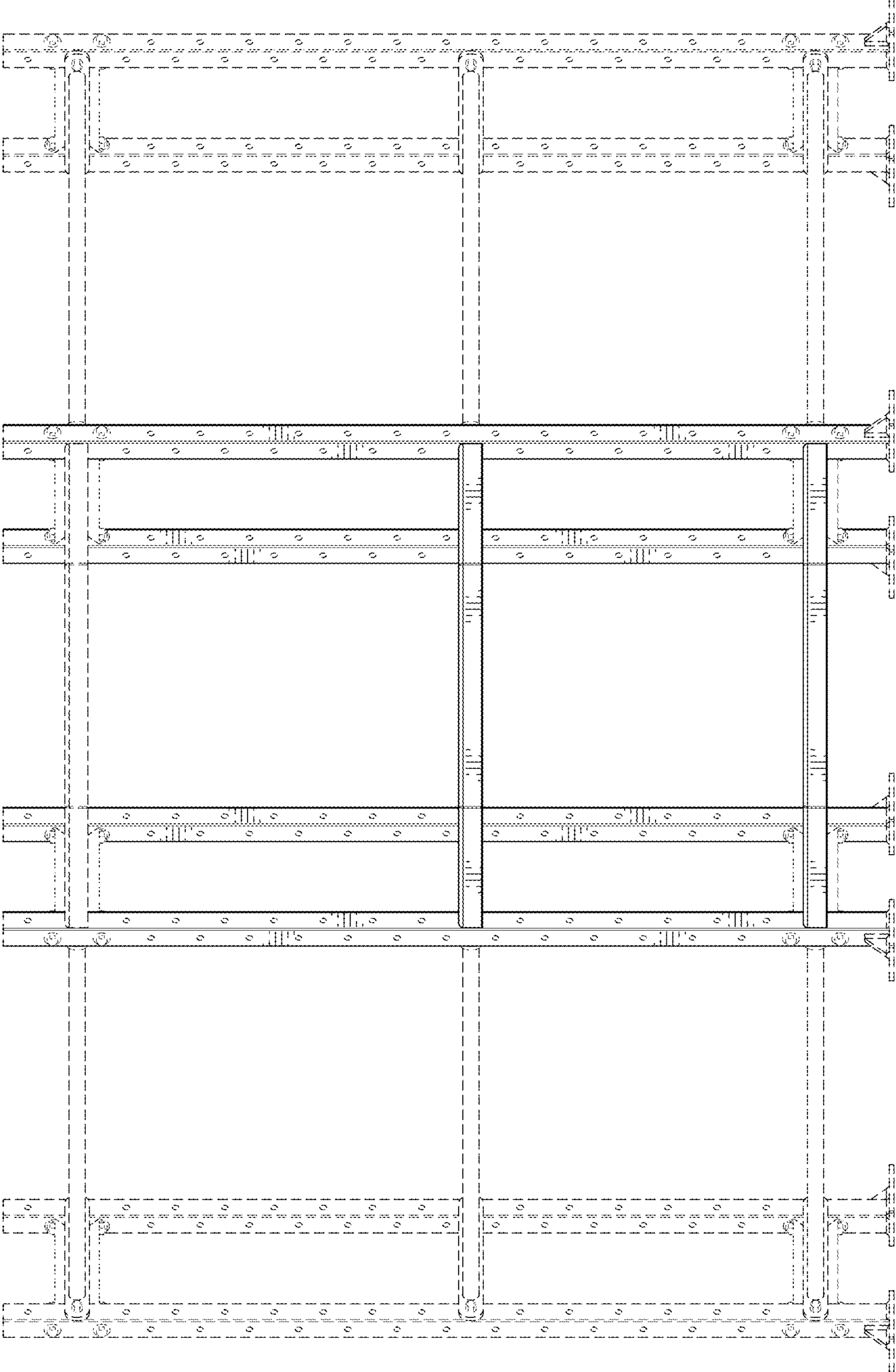


FIG. 5

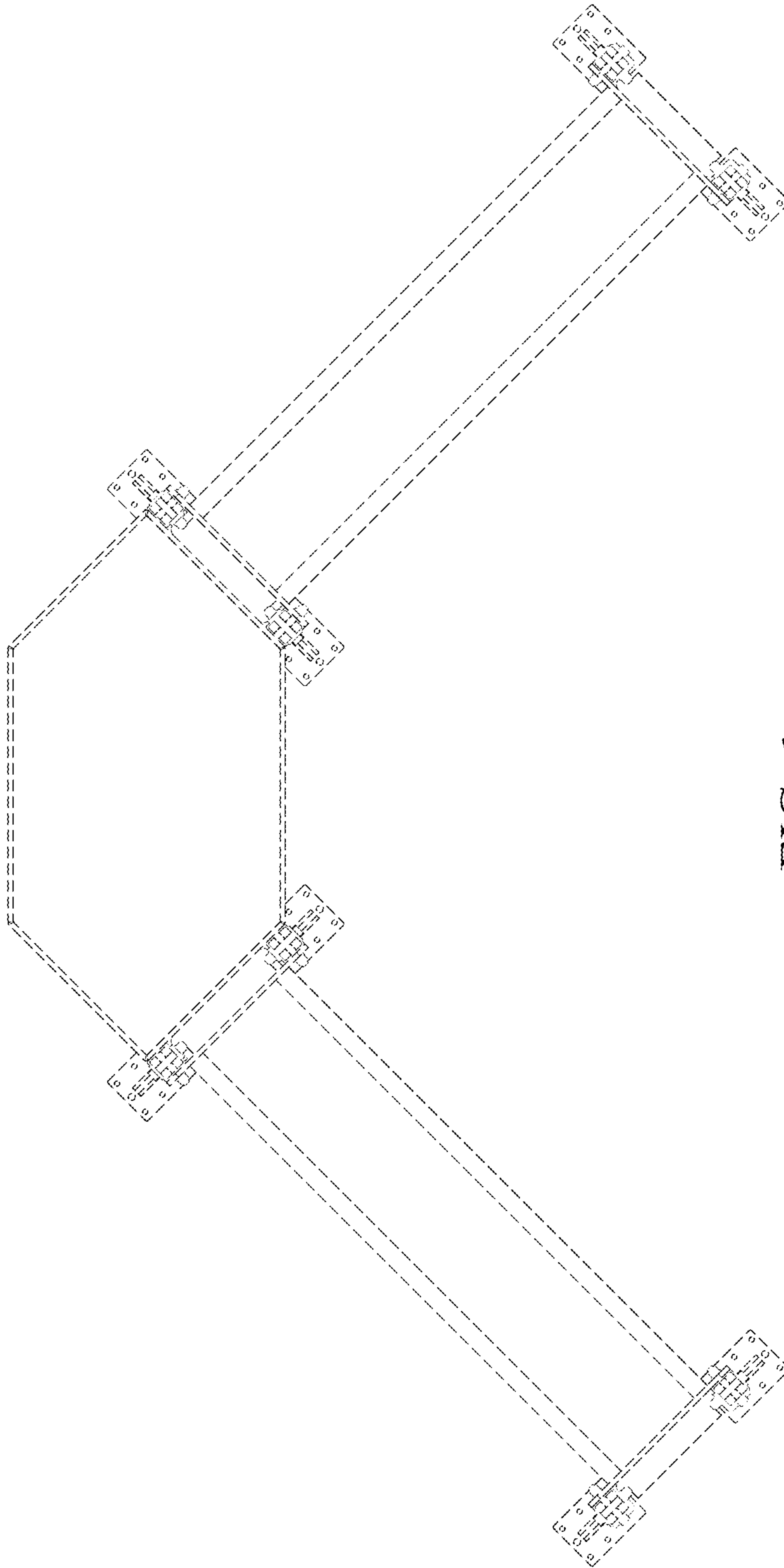


FIG. 6