



US00D951679S

(12) **United States Design Patent** (10) **Patent No.:** **US D951,679 S**  
**Cotela** (45) **Date of Patent:** **\*\* \*May 17, 2022**

(54) **BLANKET MAT**  
(71) Applicant: **Rosie Cotela**, West Preston (AU)  
(72) Inventor: **Rosie Cotela**, West Preston (AU)  
(\* ) Notice: This patent is subject to a terminal disclaimer.  
(\*\* ) Term: **15 Years**  
(21) Appl. No.: **29/744,973**  
(22) Filed: **Aug. 3, 2020**  
(51) **LOC (13) Cl.** ..... **06-13**  
(52) **U.S. Cl.**  
USPC ..... **D6/603; D6/592**  
(58) **Field of Classification Search**  
USPC ..... D6/582-583, 587-592, 595-609,  
D6/617-622; D21/803-809, 599;  
D24/178, 180, 181, 183, 189; D2/719,  
D2/725, 734, 741  
CPC ..... A47G 9/00; A47G 2009/001; A47G  
2009/002; A47G 2009/003; A47G  
2009/005; A47G 2009/006; A47G 9/02;  
A47G 9/0207; A47G 9/0215; A47G  
9/0223; A47G 9/023; A47G 9/0238;  
A47G 9/0246; A47G 9/0253; A47G  
9/0261; A47G 9/06; A47G 9/062; A47G  
9/066; A47G 9/068; A47G 9/08; A47G  
2009/0276; A47G 9/0284; A47G 9/0292;  
A47G 9/04; A47G 9/10  
See application file for complete search history.

5,720,043 A \* 2/1998 White, Sr. .... A41D 7/008  
2/69  
D391,797 S \* 3/1998 Vuori ..... D6/608  
5,895,118 A \* 4/1999 Hensley ..... A45C 9/00  
383/3  
D409,874 S \* 5/1999 Amick ..... D6/608  
D414,067 S \* 9/1999 Wickline ..... D6/608  
D431,746 S \* 10/2000 Pennington ..... D6/608  
D447,346 S \* 9/2001 Abbosh ..... D5/99  
D482,224 S \* 11/2003 DeCet ..... D6/608  
D547,102 S \* 7/2007 Overstreet ..... D6/608  
D665,213 S \* 8/2012 Mierzwa ..... D6/608  
D706,499 S \* 6/2014 Shin ..... D30/158  
D714,078 S \* 9/2014 Russo, Jr. .... A45C 13/008  
D6/608  
D763,551 S \* 8/2016 Drone ..... D2/823  
D849,444 S \* 5/2019 Spuij ..... D6/592  
D879,506 S \* 3/2020 King ..... D6/592  
D911,752 S \* 3/2021 Grant ..... D6/608  
2003/0196266 A1 \* 10/2003 Zheng ..... A47G 9/062  
5/417

\* cited by examiner

*Primary Examiner* — Jennifer L Rempfer  
(74) *Attorney, Agent, or Firm* — Eric Karich; Karich & Associates

(57) **CLAIM**

The ornamental design for a blanket mat, as shown and described.

**DESCRIPTION**

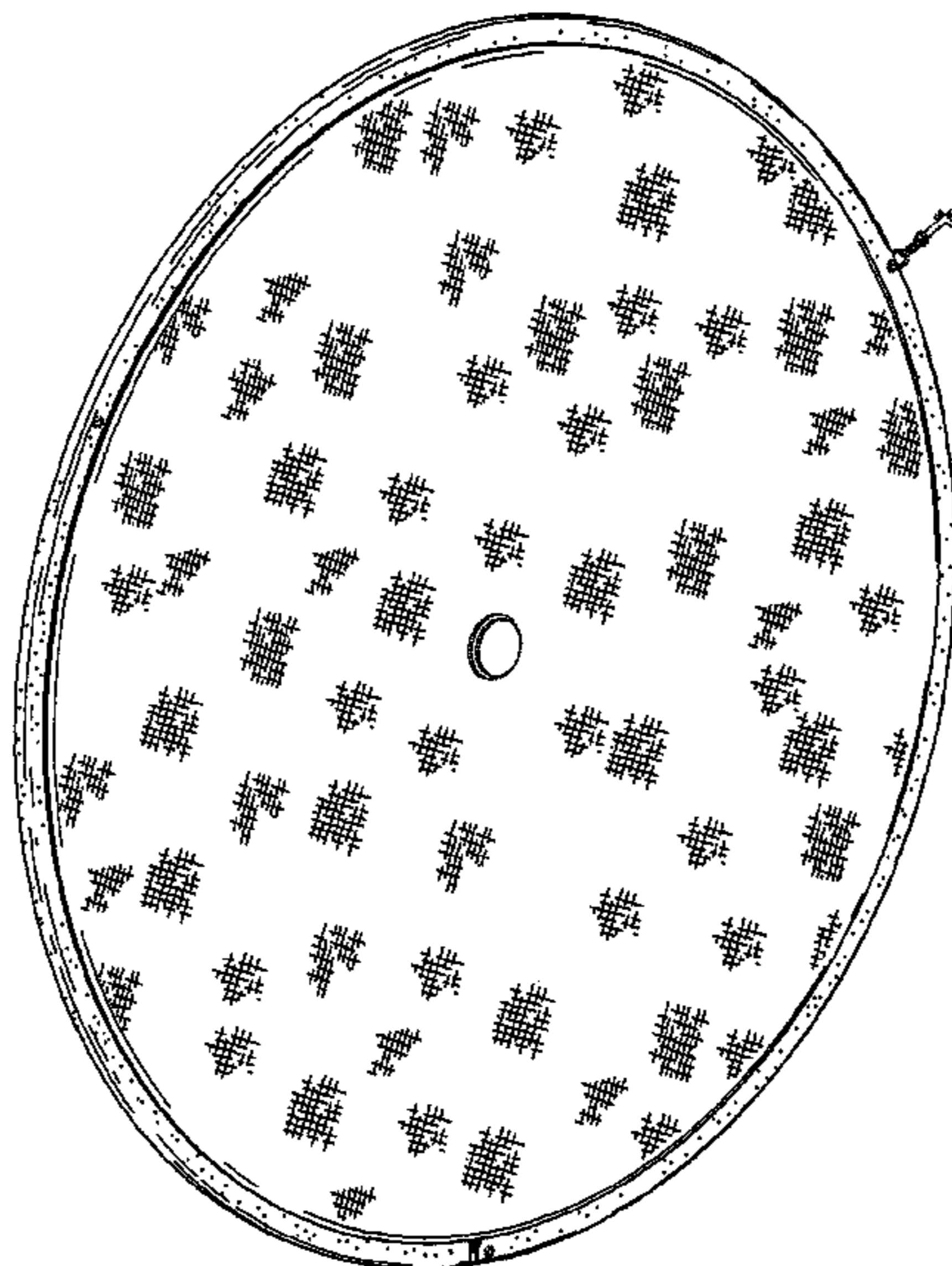
FIG. 1 is a perspective view of a blanket mat, showing my new design;  
FIG. 2 is a front elevational view thereof;  
FIG. 3 is a rear elevational view thereof;  
FIG. 4 is a left side elevational view thereof;  
FIG. 5 is a right side elevational view thereof;  
FIG. 6 is a top plan view thereof; and,  
FIG. 7 is a bottom plan view thereof.  
The broken lines shown in the drawings form no part of the claimed design.

**1 Claim, 4 Drawing Sheets**

(56) **References Cited**

**U.S. PATENT DOCUMENTS**

D339,710 S \* 9/1993 Perna, Jr. .... D6/608  
D384,854 S \* 10/1997 Olender ..... D6/608  
5,693,398 A \* 12/1997 Granger ..... A45C 3/10  
383/4



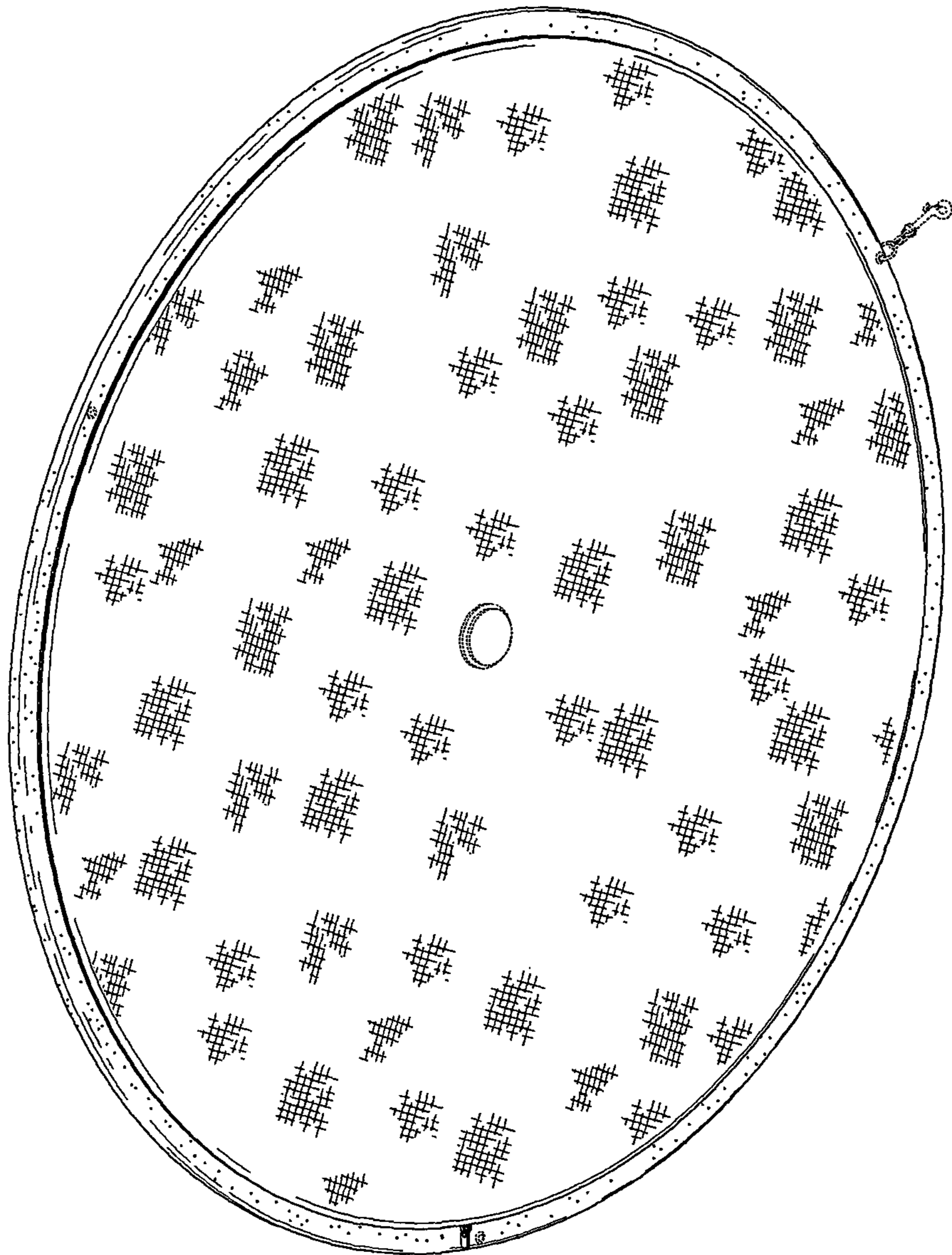



Fig. 1



*Fig. 2*



*Fig. 3*



*Fig. 4*



*Fig. 5*

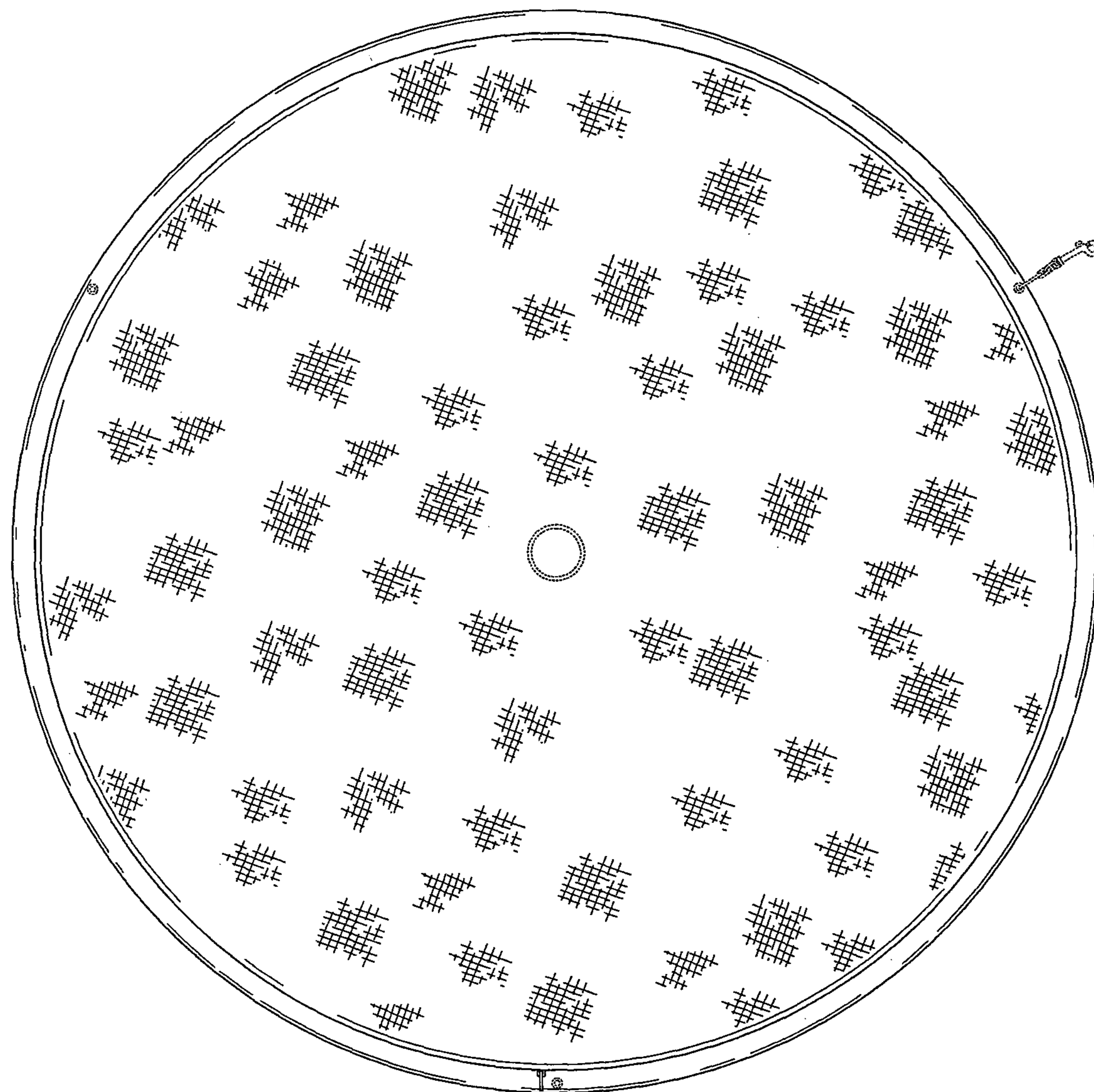
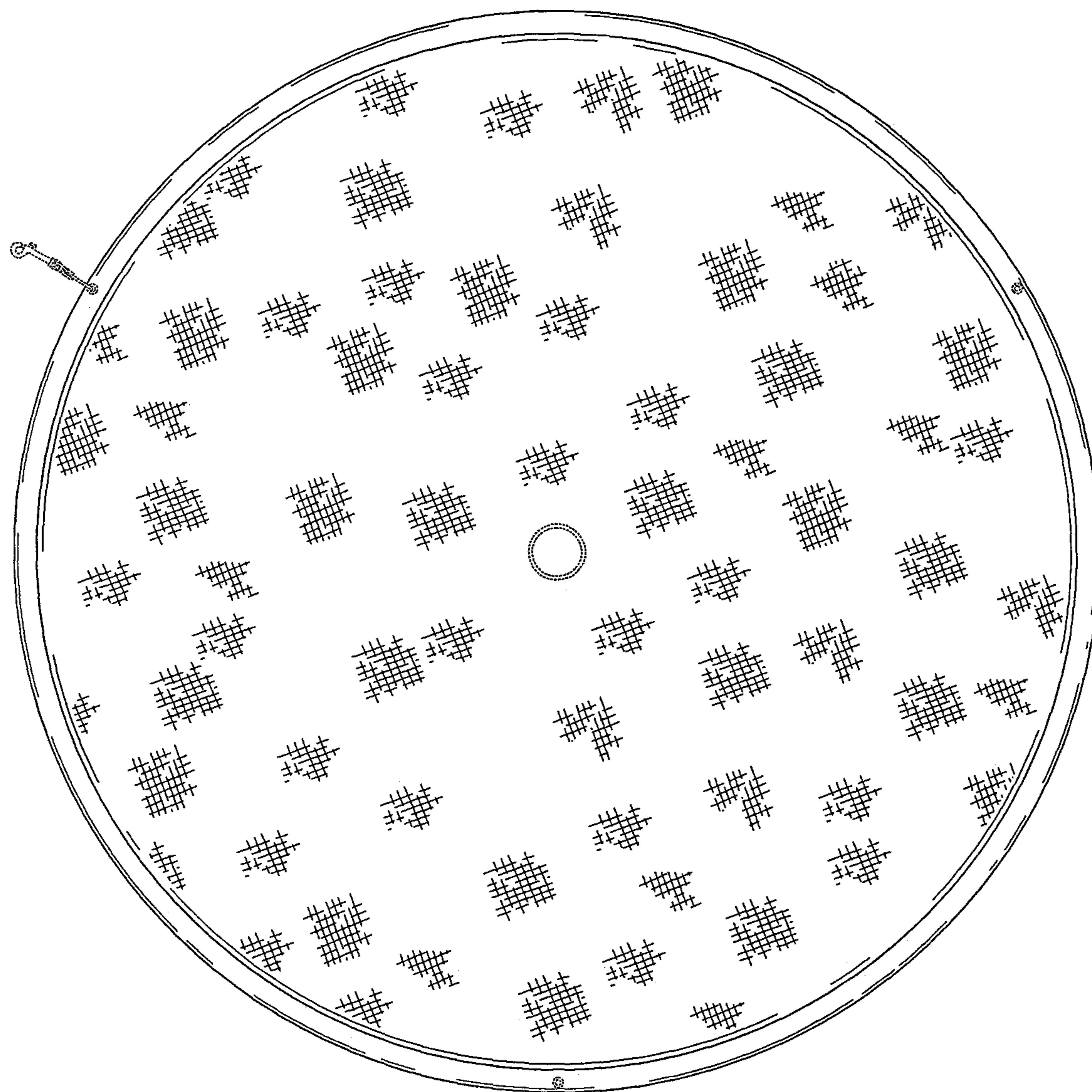


Fig. 6



*Fig. 7*