



US00D951672S

(12) **United States Design Patent**
Lee et al.

(10) **Patent No.:** **US D951,672 S**
(45) **Date of Patent:** **** May 17, 2022**

(54) **TABLEWARE SELF-SERVICE TAKING DEVICE**

(71) Applicant: **Kolor Magnetic (Shenzhen) Co., Ltd.**,
Guangdong (CN)

(72) Inventors: **Ching Mou Lee**, Guangdong (CN); **Chi Wai Lee**, Guangdong (CN)

(73) Assignee: **Kolor Magnetic (Shenzhen) Co., Ltd.**,
Shenzhen (CN)

(**) Term: **15 Years**

(21) Appl. No.: **29/758,740**

(22) Filed: **Nov. 18, 2020**

(30) **Foreign Application Priority Data**

May 19, 2020 (CN) 202030230391.2

(51) **LOC (13) Cl.** **06-06**

(52) **U.S. Cl.**
USPC **D6/515; D7/637**

(58) **Field of Classification Search**

USPC D6/512, 515, 513, 518, 519, 553, 542,
D6/540, 545; D3/273, 203.6, 203.7, 294,
D3/329; D32/29.1, 45; D9/733;
D14/140.1, 140.6, 140.5; D7/589, 590,
D7/597, 637, 641, 387, 392, 401.1, 213;
221/92, 93, 103, 191; 222/129, 132, 252
CPC .. A47J 47/00; A47F 1/00; A47F 1/125; A47F
2001/103

See application file for complete search history.

(56) **References Cited**

U.S. PATENT DOCUMENTS

D159,184 S * 7/1950 Case D7/637
D159,185 S * 7/1950 Case D7/637

D286,728 S * 11/1986 Elmore D7/589
D326,983 S * 6/1992 Elmore D7/589
D385,432 S * 10/1997 Baluk D7/589
D395,972 S * 7/1998 Levy D6/544
D403,188 S * 12/1998 Kancso D6/515
D640,077 S * 6/2011 Jensen D7/589
D742,137 S * 11/2015 Criswell D6/544
D772,597 S * 11/2016 Anich, Jr. D6/515
D795,608 S * 8/2017 Boyd D6/545
D811,771 S * 3/2018 Wallace D6/545
D866,318 S * 11/2019 Gallimore D7/637

(Continued)

FOREIGN PATENT DOCUMENTS

CN 305713126 * 4/2020
CN 306083806 * 10/2020

(Continued)

Primary Examiner — Marie D. Fast Horse

Assistant Examiner — Jennifer Sierra Yosinski


(57) **CLAIM**

The ornamental design for a tableware self-service taking device, as shown and described.

DESCRIPTION

FIG. 1 is a front elevational view of a tableware self-service taking device showing our new design;
FIG. 2 is a rear elevational view thereof;
FIG. 3 is a left side view thereof;
FIG. 4 is a right side view thereof;
FIG. 5 is a top, front and left side perspective view thereof;
FIG. 6 is a top, front and right side perspective view thereof;
FIG. 7 is a top, rear and left side perspective view thereof;
and,
FIG. 8 is a top, rear and right side perspective view thereof.
The broken lines in the drawings illustrate portions of the tableware self-service taking device which form no part of the claimed design.

1 Claim, 8 Drawing Sheets



(56)

References Cited

U.S. PATENT DOCUMENTS

D880,188 S * 4/2020 Arnold D6/516
D920,052 S * 5/2021 Lee D7/637
2009/0272756 A1* 11/2009 Hackney A47F 1/08
221/282
2012/0325852 A1* 12/2012 Veltrop B67D 3/0083
222/144.5
2020/0305613 A1* 10/2020 Mithal A47F 10/06
2021/0127853 A1* 5/2021 Lee A47F 1/10

FOREIGN PATENT DOCUMENTS

CN 306326479 * 2/2021
EM 008271555-0001 * 11/2020
GB 6105724 * 11/2020
GB 9008271555-0001 * 11/2020

* cited by examiner

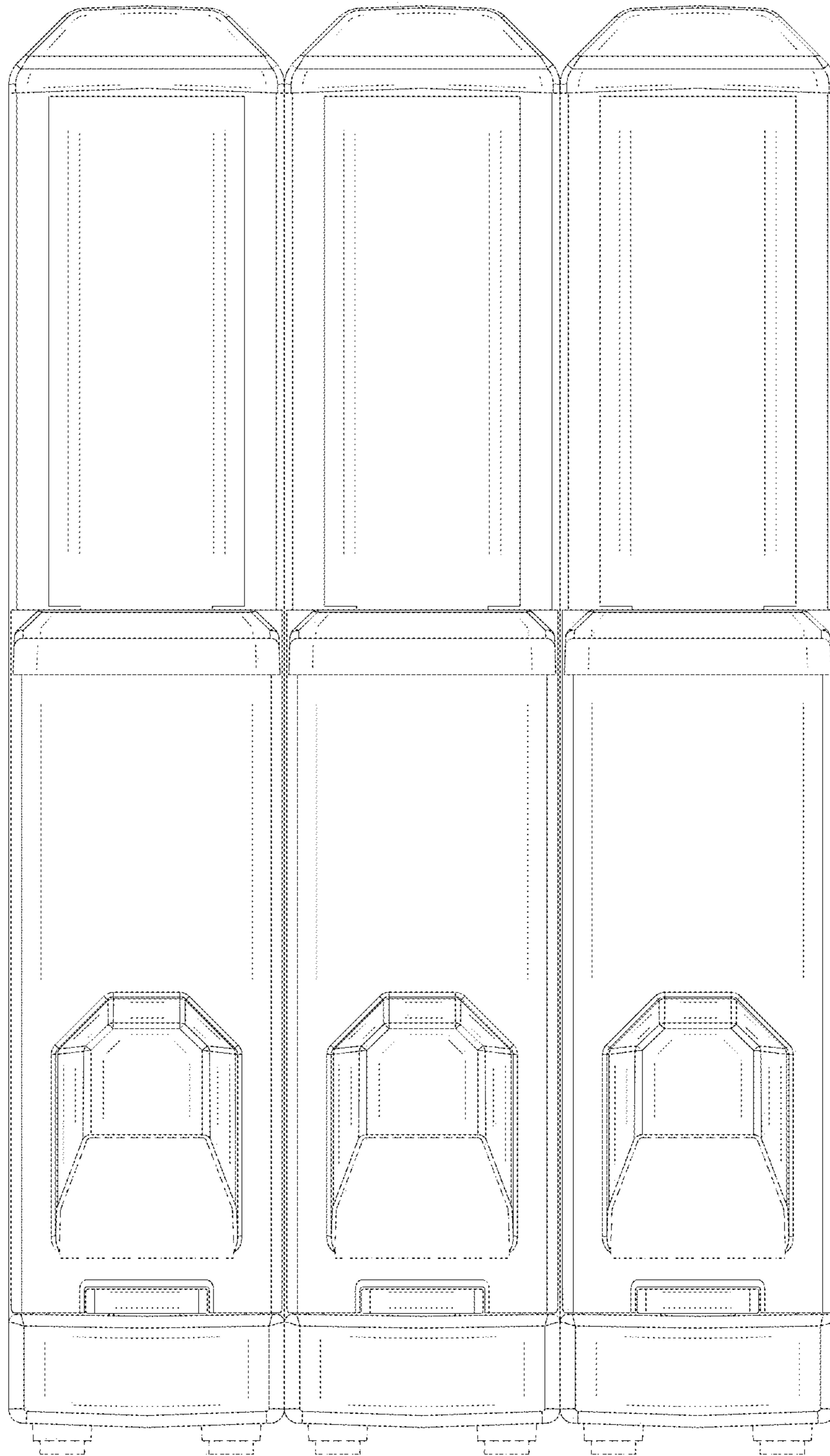


Fig. 1




Fig.2

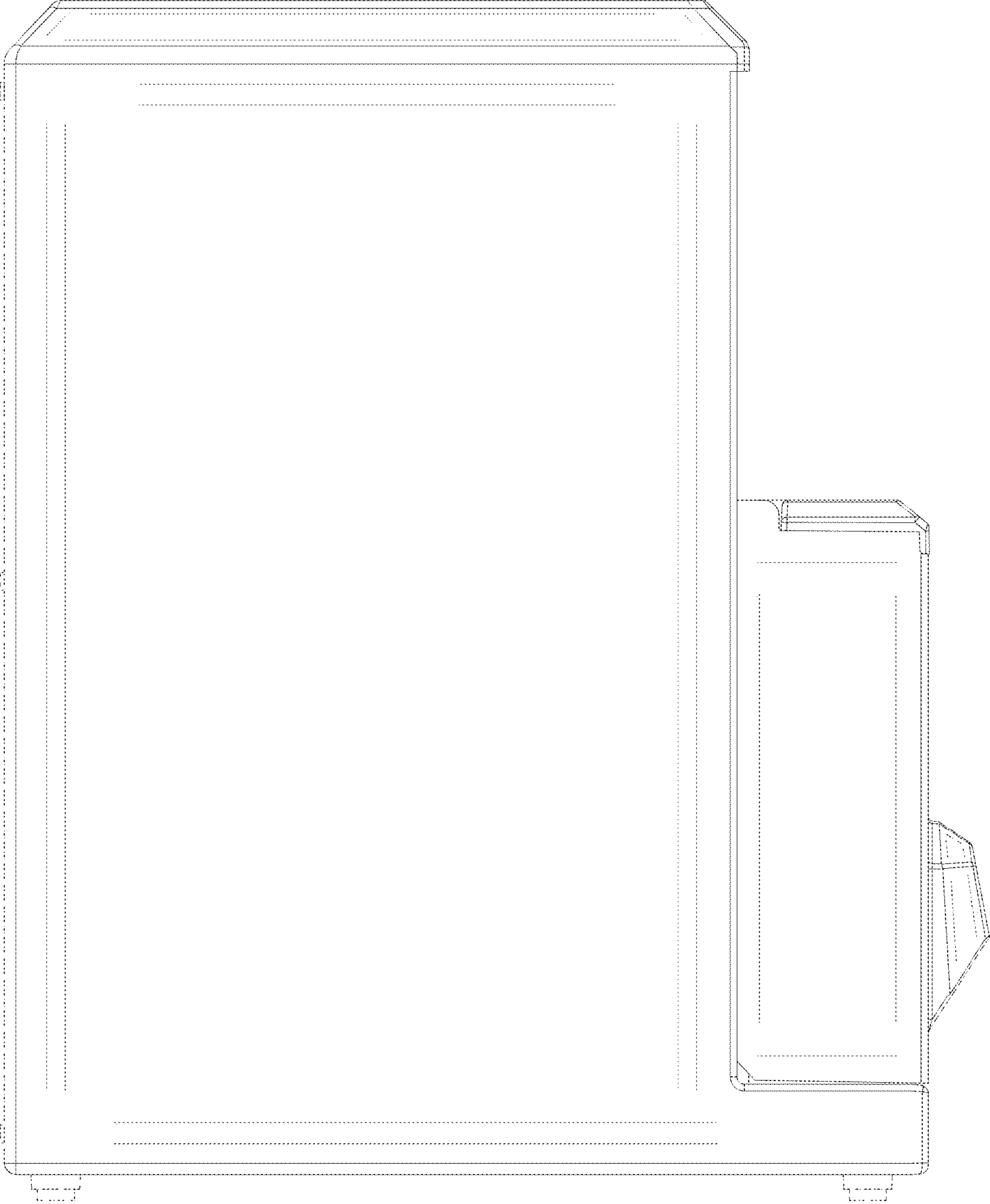


Fig.3

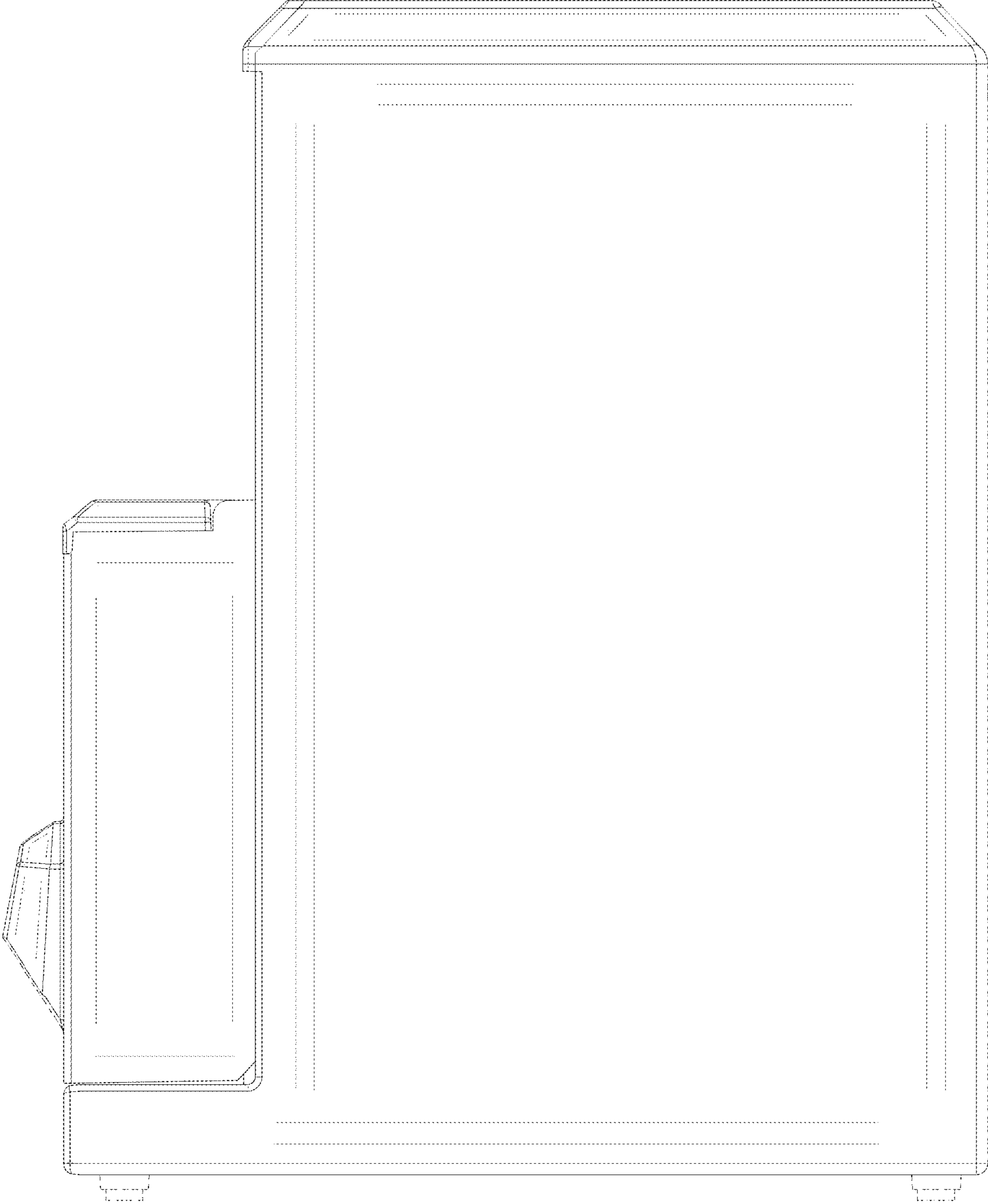


Fig.4




Fig.5




Fig.6




Fig.7




Fig.8