



US00D951670S

(12) **United States Design Patent** (10) **Patent No.:** **US D951,670 S**
Whatcott et al. (45) **Date of Patent:** **** May 17, 2022**

(54) **BED**
(71) Applicant: **Purple Innovation, LLC**, Alpine, UT (US)
(72) Inventors: **Russell B. Whatcott**, Eagle Mountain, UT (US); **Dhyey Y. Acharya**, Lehi, UT (US)
(73) Assignee: **Purple Innovation, LLC**, Lehi, UT (US)
(**) Term: **15 Years**
(21) Appl. No.: **29/720,825**
(22) Filed: **Jan. 16, 2020**
(51) **LOC (13) Cl.** **06-02**
(52) **U.S. Cl.**
USPC **D6/382**; D6/596; D6/605
(58) **Field of Classification Search**
USPC D6/382, 383, 392-395, 595-596, D6/604-605
CPC A47C 27/14; C12M 1/12; B29C 45/90; F16F 3/087
See application file for complete search history.

(56) **References Cited**

U.S. PATENT DOCUMENTS

D352,858 S * 11/1994 Farley D6/382
D444,550 S * 7/2001 Cobbs D23/304
D486,027 S * 2/2004 Baxter D6/596
7,441,758 B2 * 10/2008 Coffield B29D 7/01
267/142
D775,864 S * 1/2017 Bertocello D6/605
D799,858 S * 10/2017 Pearce D6/605
D840,175 S * 2/2019 Martin D6/596
10,231,511 B2 * 3/2019 Guyan A43B 7/32
10,555,618 B2 * 2/2020 Pearce A47G 9/00

D898,464 S * 10/2020 Sheikh D6/605
D901,940 S * 11/2020 Ghodsi D6/601
10,863,837 B2 * 12/2020 Pearce B68G 7/06
D909,092 S * 2/2021 Pearce D6/601
D909,790 S * 2/2021 Pearce D6/601
D917,926 S * 5/2021 Pearce D6/601
2013/0043628 A1 * 2/2013 Pearce A47C 7/02
267/153
2013/0269113 A1 * 10/2013 Wood A47C 27/062
5/691
2016/0262561 A1 * 9/2016 Pearce A47G 27/0225
2017/0071360 A1 * 3/2017 Bhanpurawala A47C 27/12
2017/0251825 A1 * 9/2017 Pearce A47C 27/14
2017/0254379 A1 * 9/2017 Whatcott F16F 13/06
2018/0070736 A1 * 3/2018 Achten B33Y 10/00
2019/0152107 A1 * 5/2019 Whatcott B29C 45/4005
2019/0387895 A1 * 12/2019 Edling A47C 21/06
2021/0130761 A1 * 5/2021 Ferrie C12M 23/02

* cited by examiner

Primary Examiner — Vy N Koenig
Assistant Examiner — Michelle M Reeves
(74) *Attorney, Agent, or Firm* — Dentons Durham Jones Pinegar

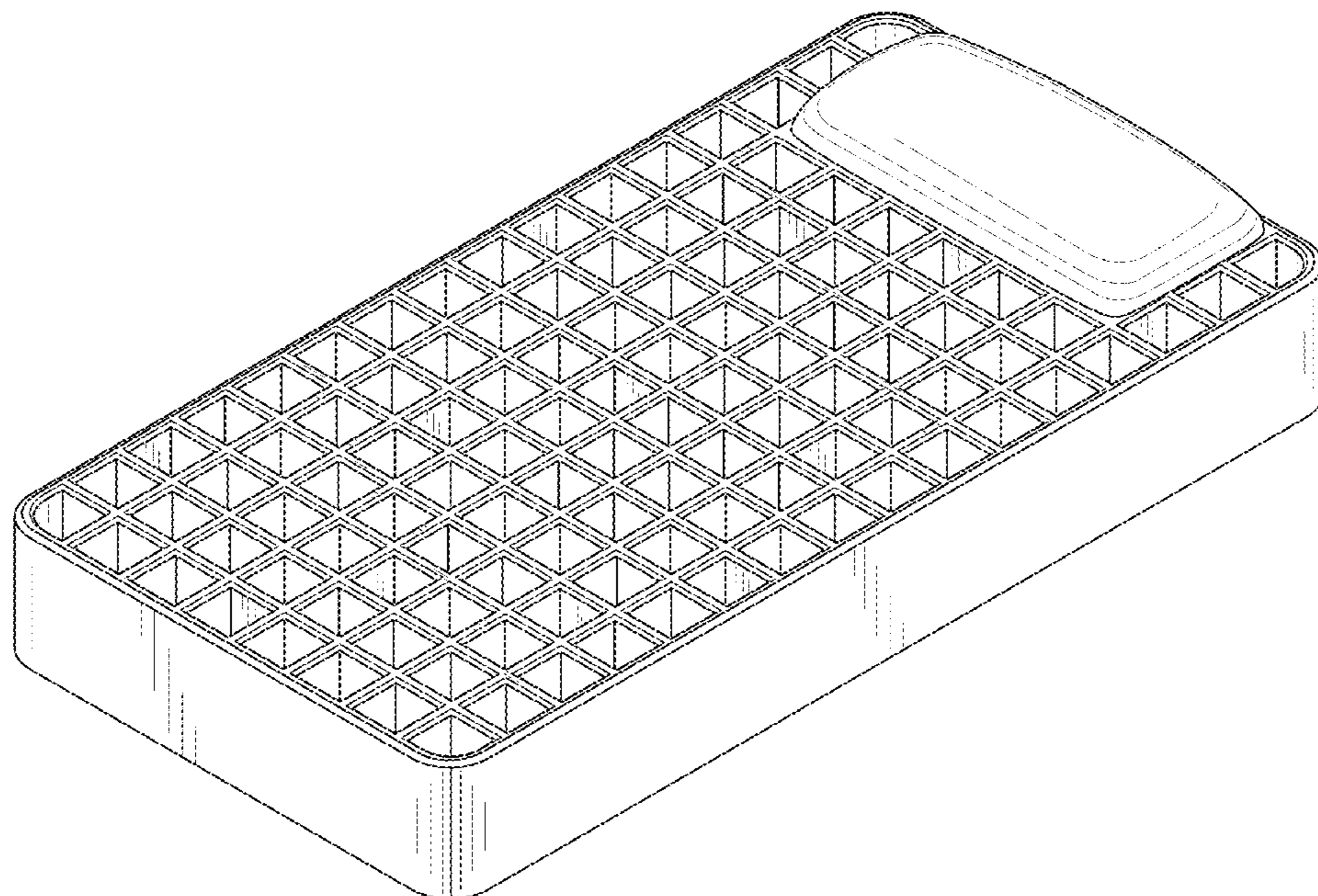
(57) **CLAIM**

The ornamental design for a bed, as shown and described.

DESCRIPTION

FIG. 1 is a top perspective view of a new design for a bed; FIG. 2 is a top view of the bed of FIG. 1; FIG. 3 is a bottom view of the bed of FIG. 1; FIG. 4 is a first longitudinal side view of the bed of FIG. 1; FIG. 5 is a second longitudinal side view of the bed of FIG. 1; FIG. 6 is a first width side view of the bed of FIG. 1; FIG. 7 is a second width side view of the bed of FIG. 1; and, FIG. 8 is a bottom perspective view of the bed of FIG. 1.

1 Claim, 5 Drawing Sheets



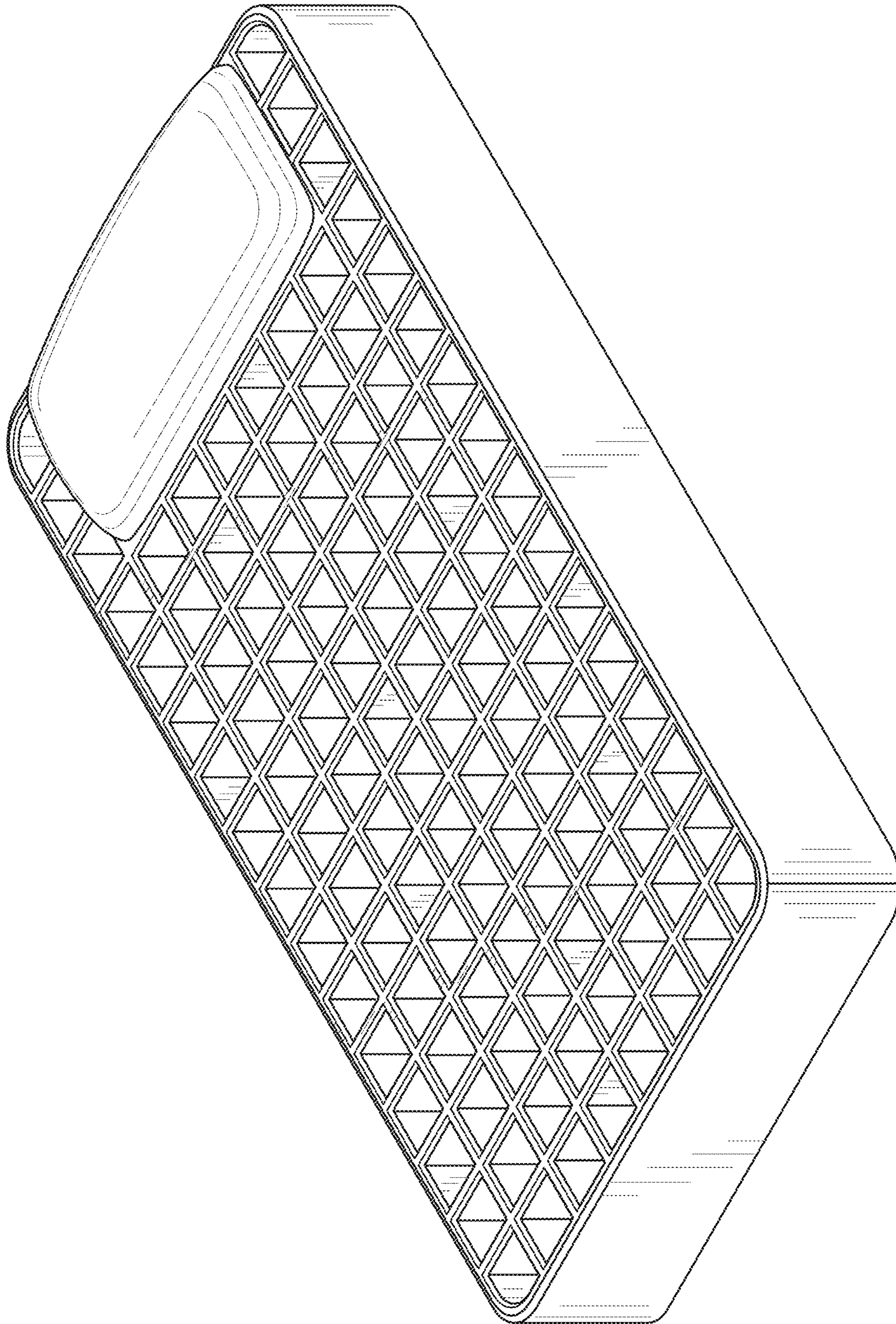


FIG. 1




FIG. 2




FIG. 3

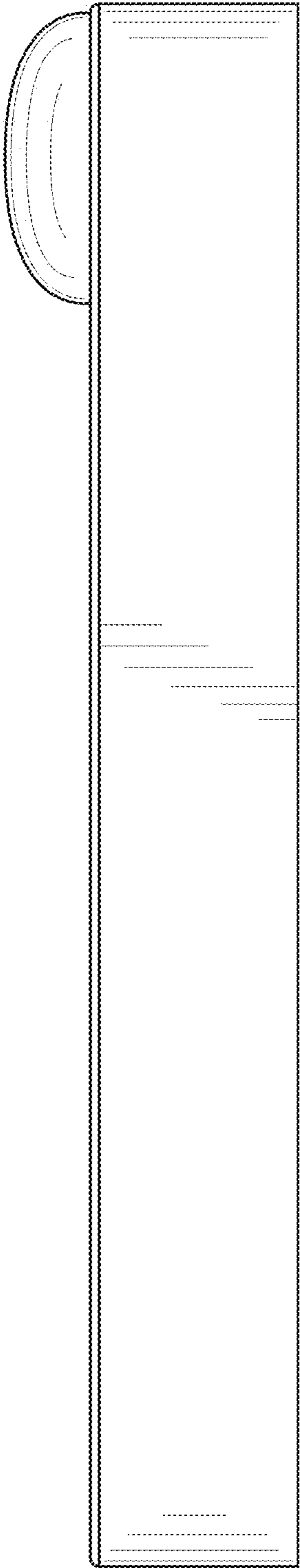


FIG. 4




FIG. 5

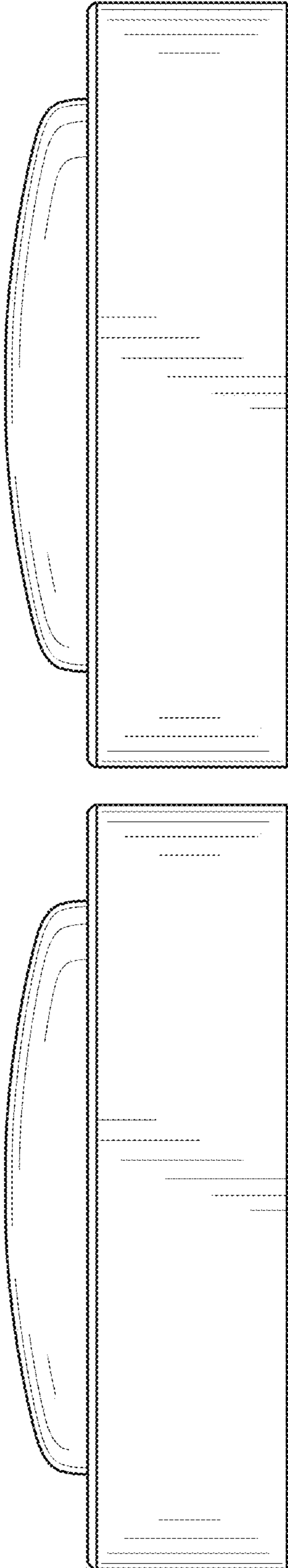


FIG. 6

FIG. 7

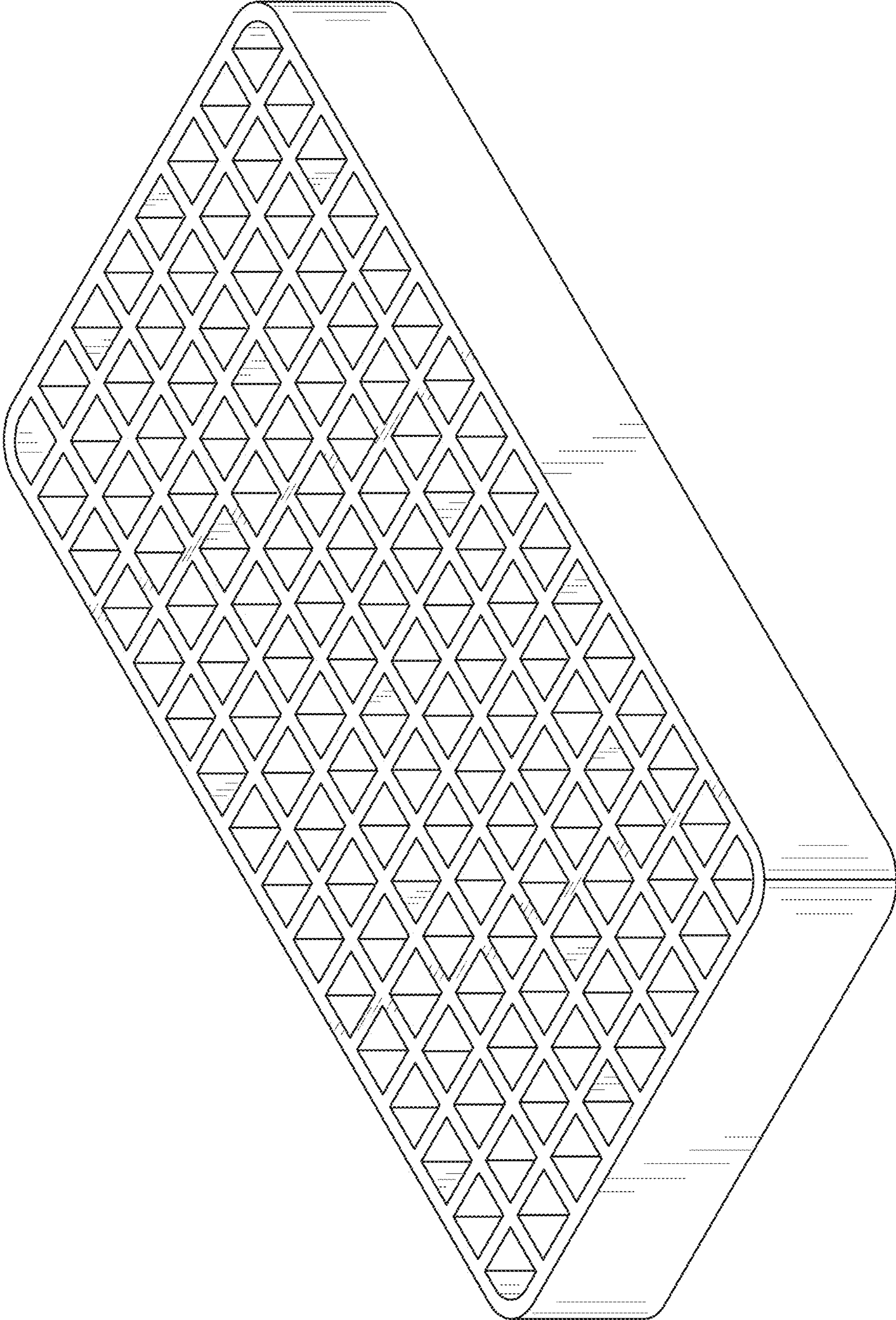


FIG. 8