



US00D951648S

(12) **United States Design Patent** (10) **Patent No.:** **US D951,648 S**
Wang (45) **Date of Patent:** **** May 17, 2022**

(54) **ORAL CLEANING TOOL**
(71) Applicant: **Zhiwei Wang**, Guangdong (CN)
(72) Inventor: **Zhiwei Wang**, Guangdong (CN)
(**) Term: **15 Years**

(21) Appl. No.: **29/738,030**
(22) Filed: **Jun. 15, 2020**
(51) **LOC (13) Cl.** **04-02**
(52) **U.S. Cl.**
USPC **D4/101**
(58) **Field of Classification Search**
USPC D4/100–138, 199; D24/176, 181
CPC A46B 2200/1066; A46B 2200/1073; A46B
2200/1086; A46B 5/0095; A46B 9/04;
A46B 13/023
See application file for complete search history.

(56) **References Cited**

U.S. PATENT DOCUMENTS

D651,805 S * 1/2012 Hay D4/101
8,196,246 B1 * 6/2012 Haynes A61C 17/222
15/22.1
D771,388 S * 11/2016 Since D4/101
D819,196 S * 5/2018 Kim D24/111
D888,935 S * 6/2020 Fang D24/111
D907,195 S * 1/2021 Li D24/111
D914,198 S * 3/2021 Li D24/111
D929,575 S * 8/2021 Liu D24/111
D939,690 S * 12/2021 Honisch D24/111
2008/0008979 A1 * 1/2008 Thomas A61C 17/0205
433/80

2020/0244084 A1 * 7/2020 Hoshino A45D 27/29
2021/0093431 A1 * 4/2021 Johnson A61C 17/028
2021/0220096 A1 * 7/2021 Li A61B 1/24

OTHER PUBLICATIONS

Oral Free brush, announced Oct. 2021 [online], [site visited Jan. 16, 2022]. Available from internet, URL: https://www.amazon.com/Water-Dental-flosser-Teeth-Cleaner-Oral-Irrigator-Cordless-Waterproof-Rechargeable/dp/B09KPJ8R4Q/ref=sr_1_17_sspa (Year: 2021).
Waterpik, announced Jun. 2019 [online], [site visited Jan. 16, 2022]. Available from internet, URL: https://www.amazon.com/Waterpik-Cordless-Rechargeable-Portable-Irrigator/dp/B075JHRMPH/ref=sr_1_28 (Year: 2019).*

* cited by examiner

Primary Examiner — Cynthia Ramirez
Assistant Examiner — Tamara L Hahn

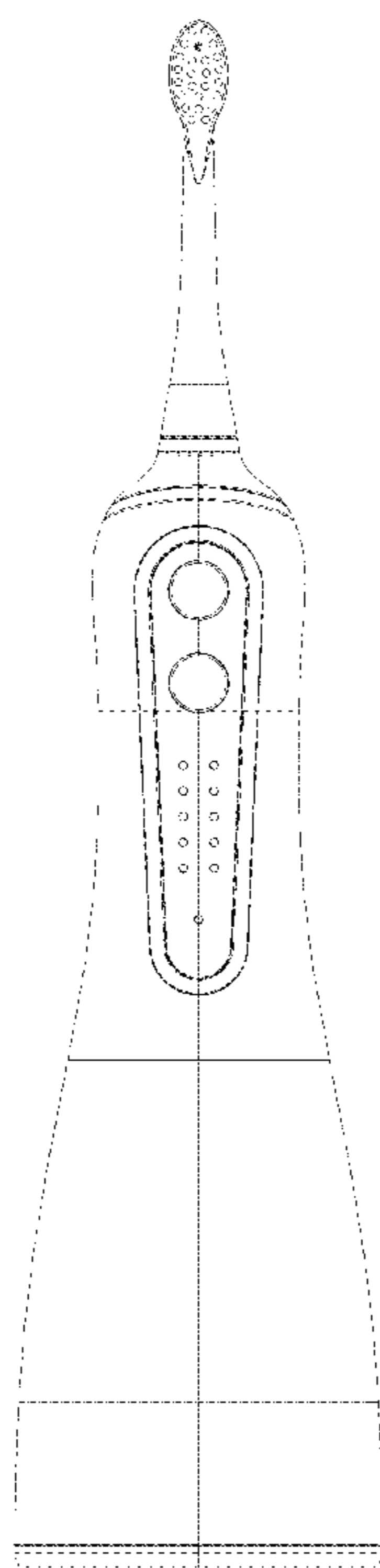
(57) **CLAIM**

The ornamental design for an oral cleaning tool, as shown.

DESCRIPTION

FIG. 1 is a front elevational view of an oral cleaning tool showing my new design;
FIG. 2 is a rear elevational view thereof;
FIG. 3 is a left side view thereof;
FIG. 4 is a right side view thereof;
FIG. 5 is an enlarged top plan view thereof;
FIG. 6 is an enlarged bottom plan view thereof;
FIG. 7 is a top front perspective view thereof;
FIG. 8 is a top rear perspective view thereof; and,
FIG. 9 is a bottom front perspective view thereof.

1 Claim, 9 Drawing Sheets



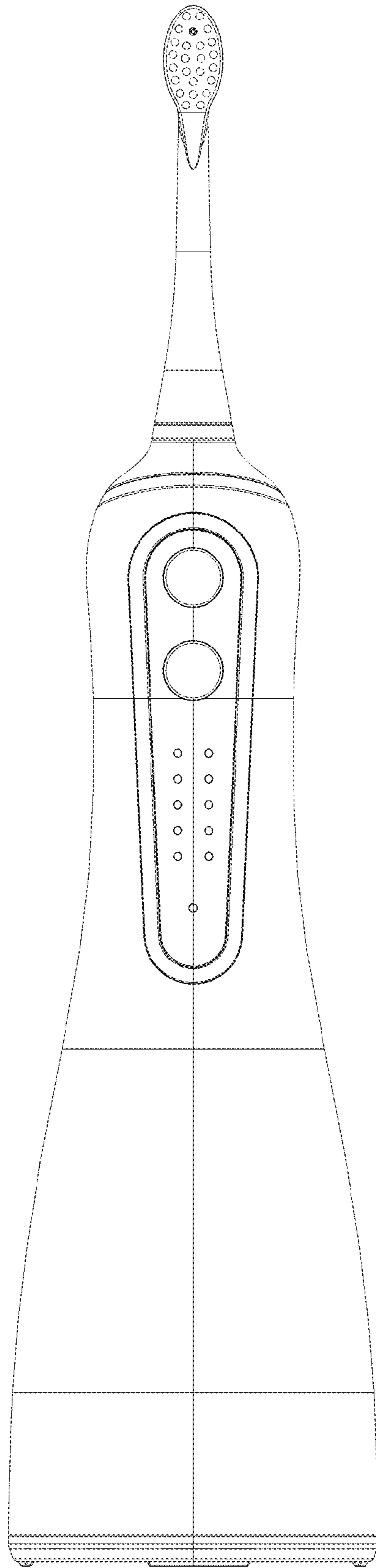


FIG. 1

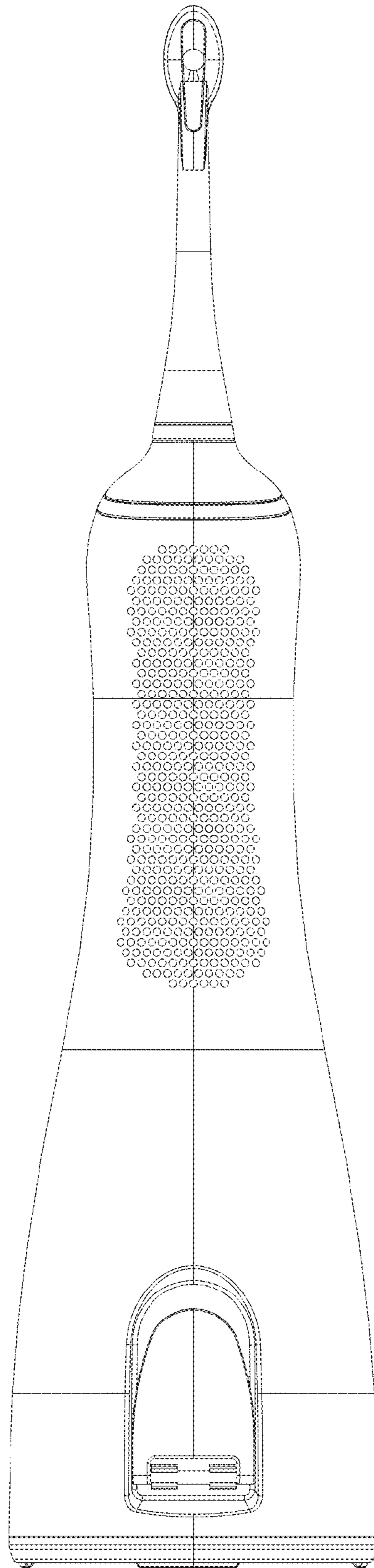


FIG. 2

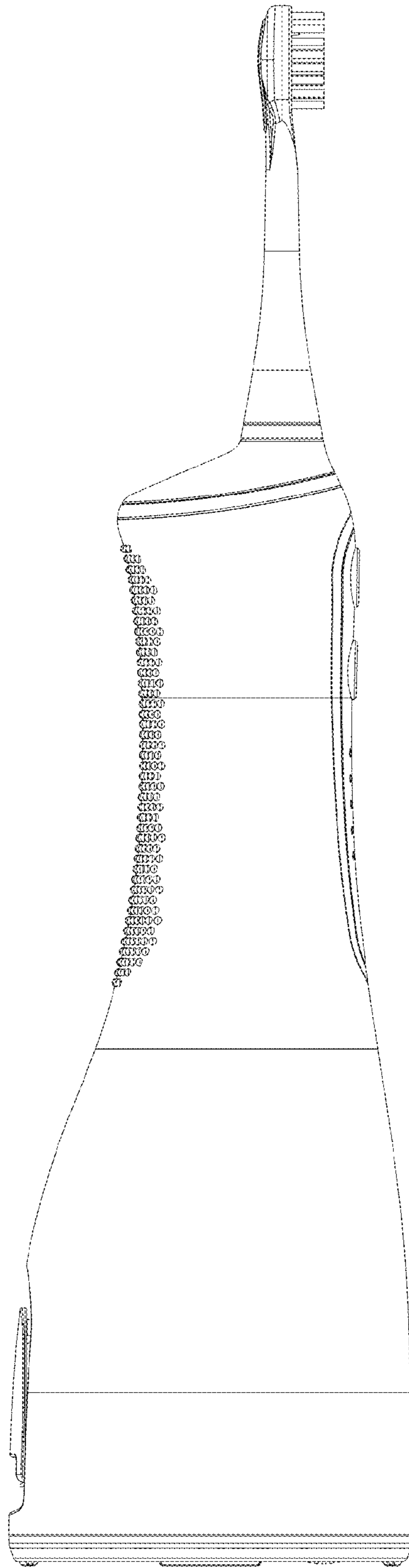


FIG. 3

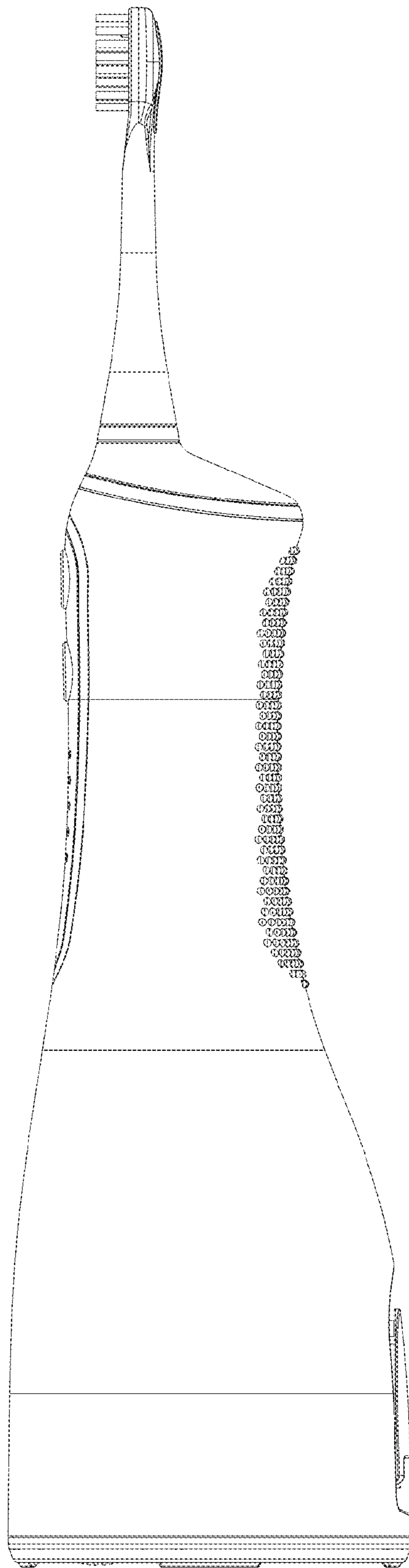


FIG. 4

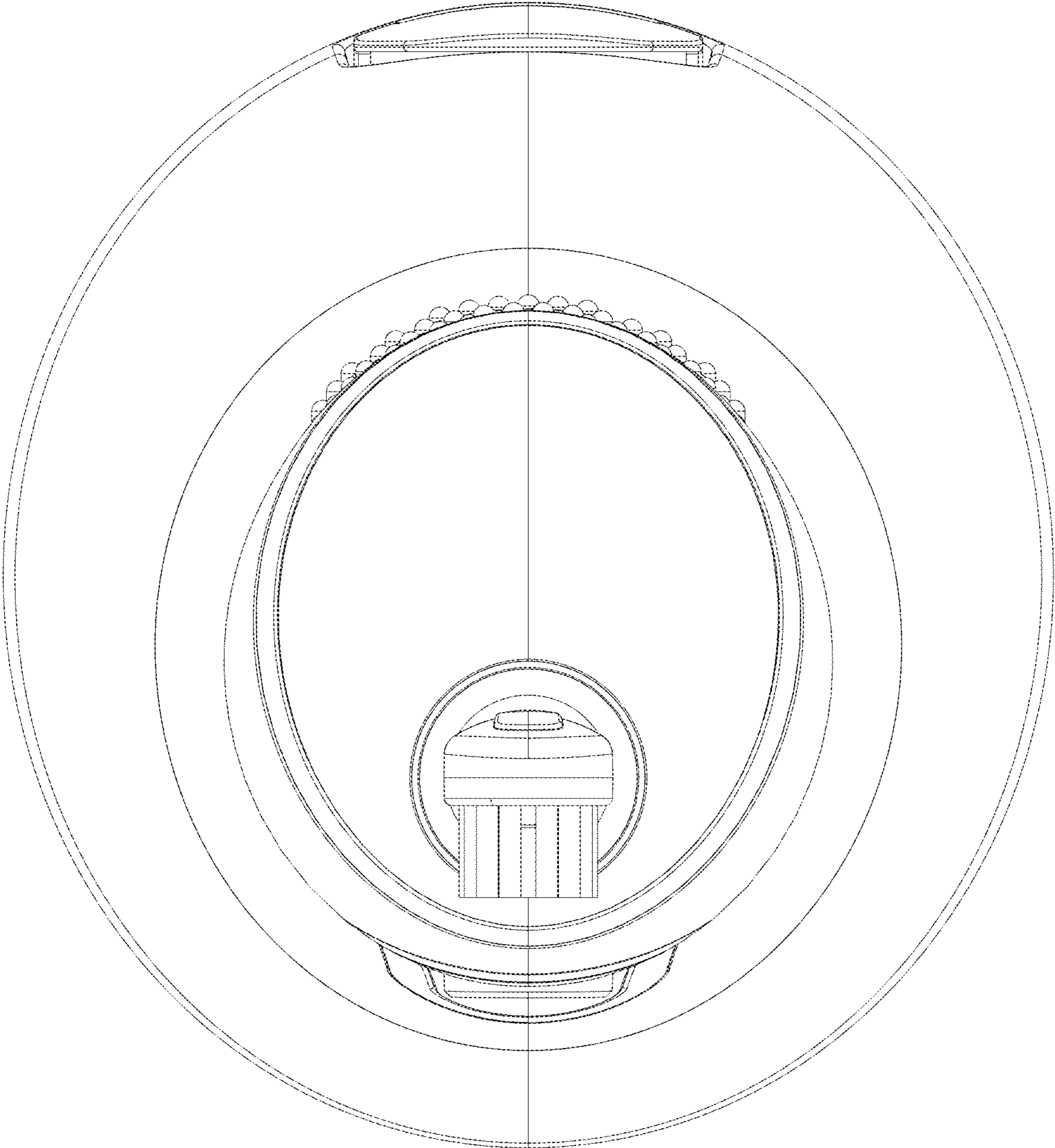


FIG. 5

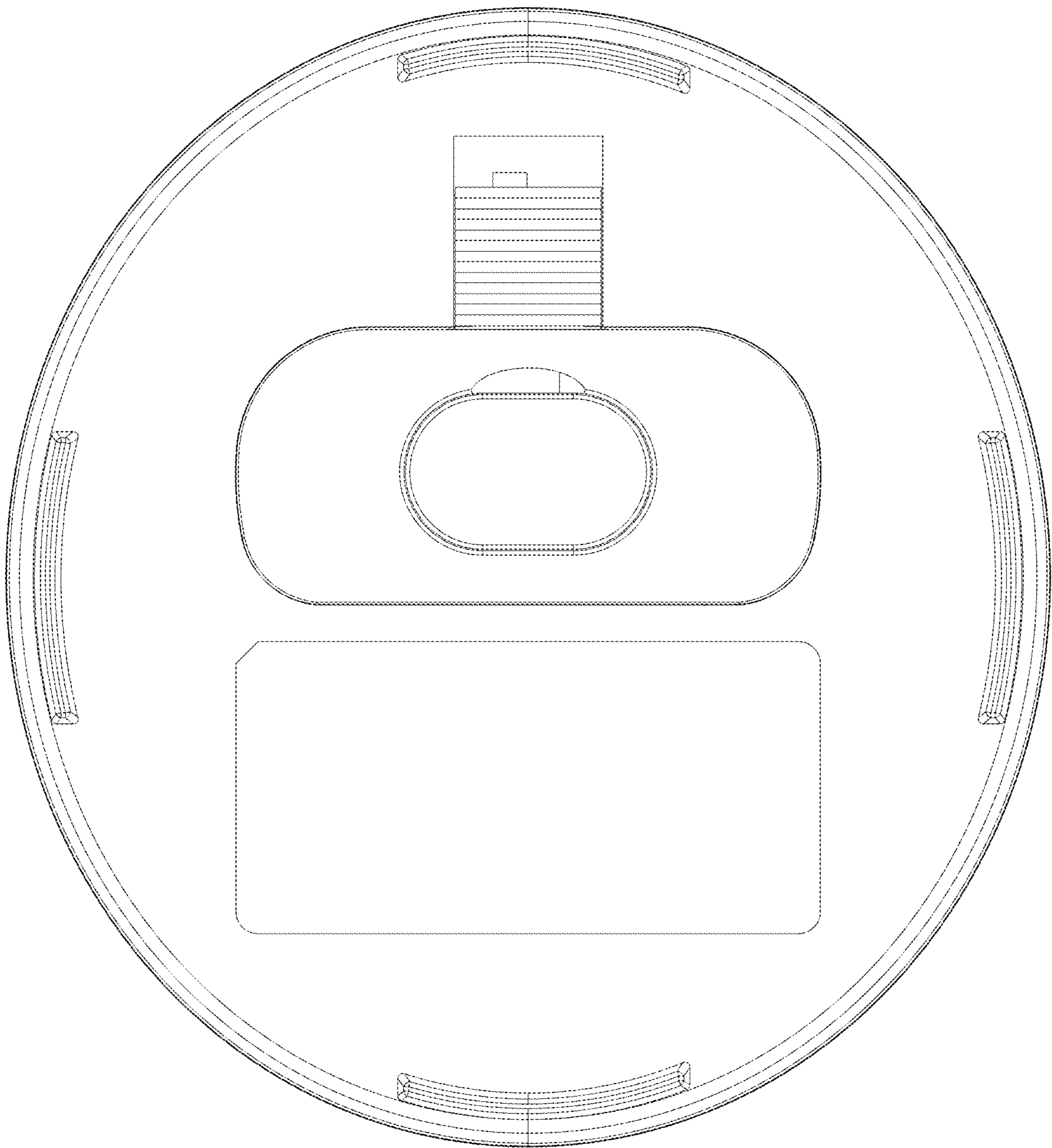


FIG. 6

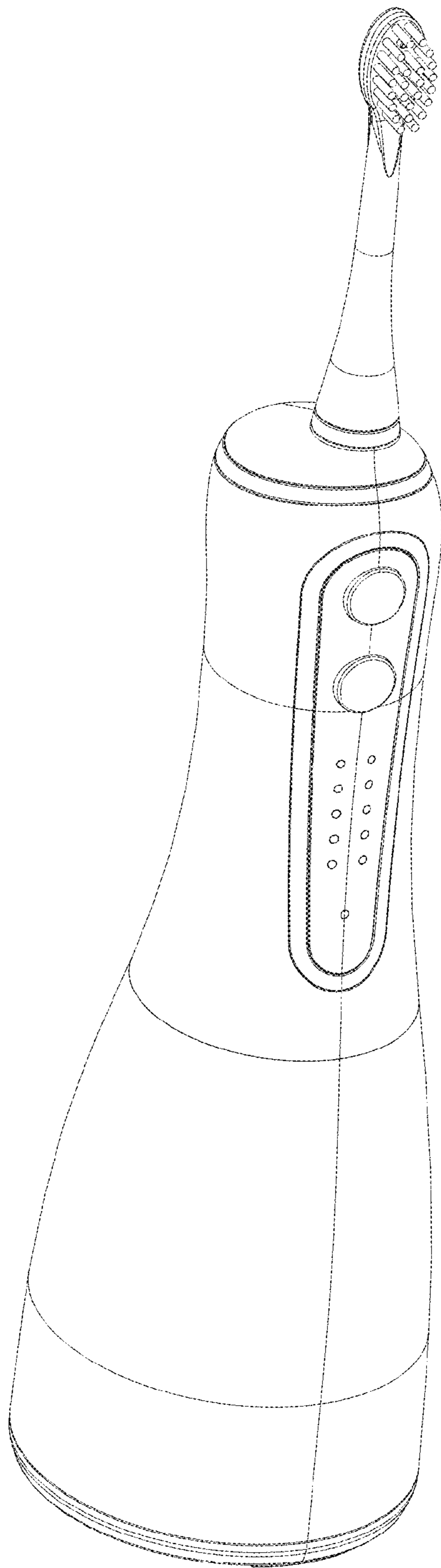


FIG. 7

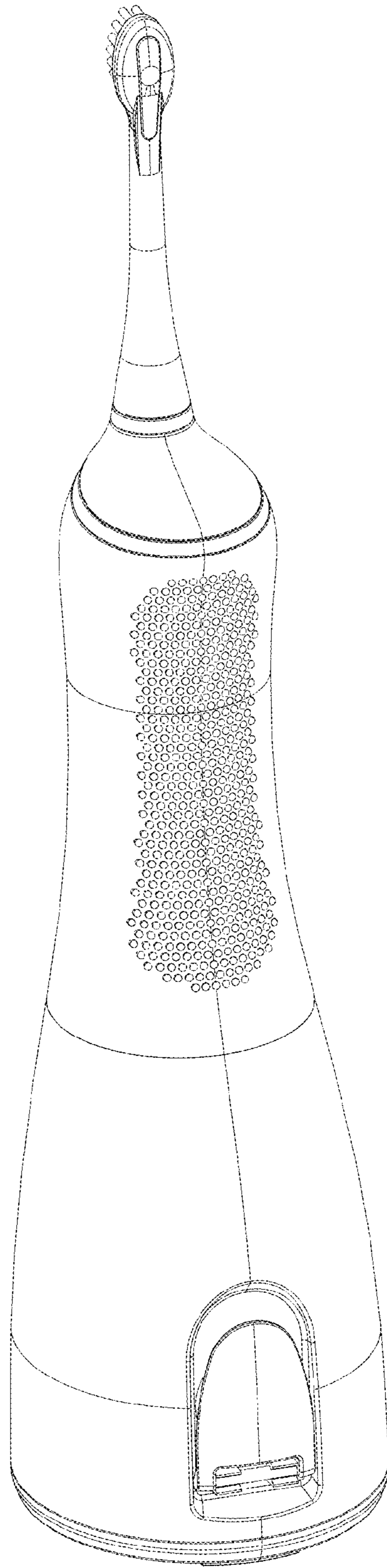


FIG. 8

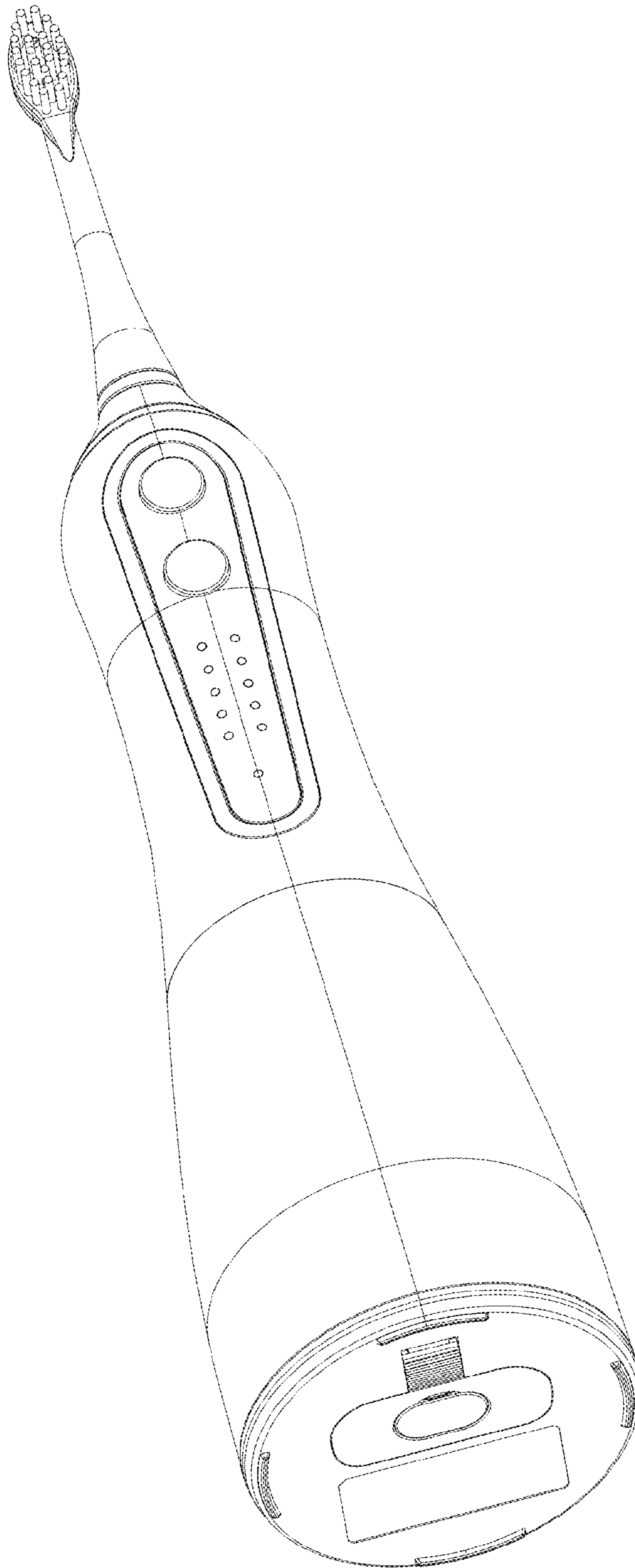


FIG. 9