



US00D951627S

(12) **United States Design Patent** (10) **Patent No.:** **US D951,627 S**
Mo (45) **Date of Patent:** **** May 17, 2022**

(54) **PEN CASE**

(71) Applicant: **Zhaocheng Mo**, Shanwei (CN)

(72) Inventor: **Zhaocheng Mo**, Shanwei (CN)

(**) Term: **15 Years**

(21) Appl. No.: **29/758,689**

(22) Filed: **Nov. 17, 2020**

(51) **LOC (13) Cl.** **03-02**

(52) **U.S. Cl.**
USPC **D3/206**

(58) **Field of Classification Search**
USPC D3/205, 206
CPC A45C 11/34; A45C 11/36
See application file for complete search history.

(56) **References Cited**

U.S. PATENT DOCUMENTS

D397,547 S * 9/1998 Goodwin D3/201
D501,714 S * 2/2005 Trybus D3/205
D641,971 S * 7/2011 Shibata D3/206

D655,864 S * 3/2012 Zeitouny D28/59
D682,538 S * 5/2013 Rollo D3/205
D909,746 S * 2/2021 Albay D3/205

* cited by examiner

Primary Examiner — Charles D Hanson

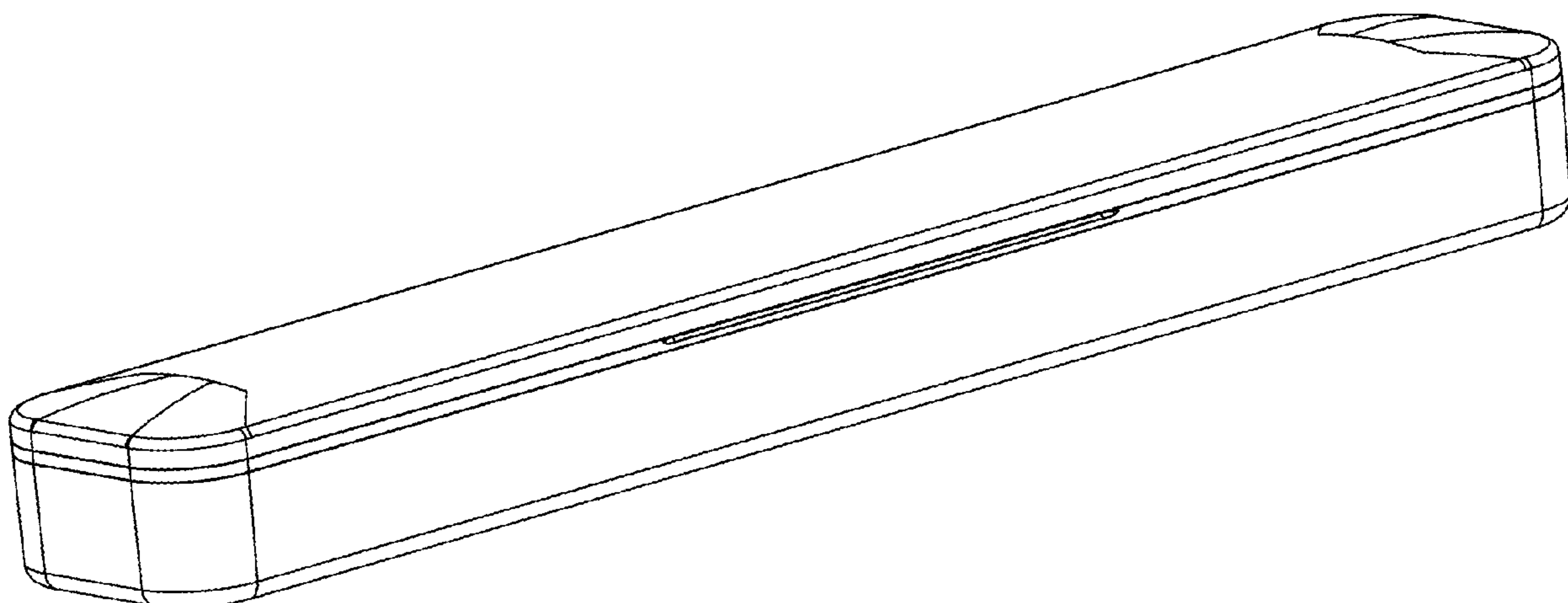
(57) **CLAIM**

The ornamental design for a pen case, as shown and described.

DESCRIPTION

FIG. 1 is a perspective view of a pen case showing my new design;
FIG. 2 is a front view thereof;
FIG. 3 is a rear view thereof;
FIG. 4 is a left side view thereof;
FIG. 5 is a right side view thereof;
FIG. 6 is a top plan view thereof; and,
FIG. 7 is a bottom plan view thereof.
The broken lines where present illustrate portions of the pen case that form no part of the claimed design.

1 Claim, 7 Drawing Sheets



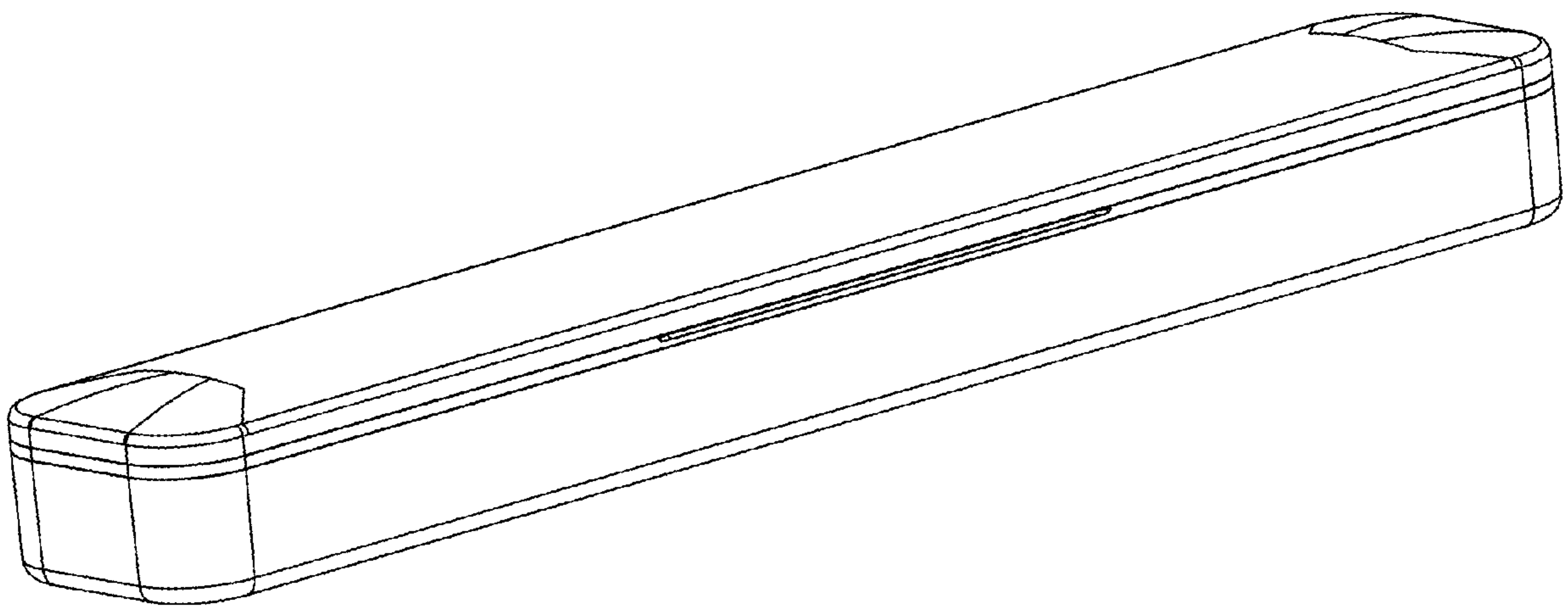


FIG.1




FIG.2




FIG.3




FIG.4




FIG.5

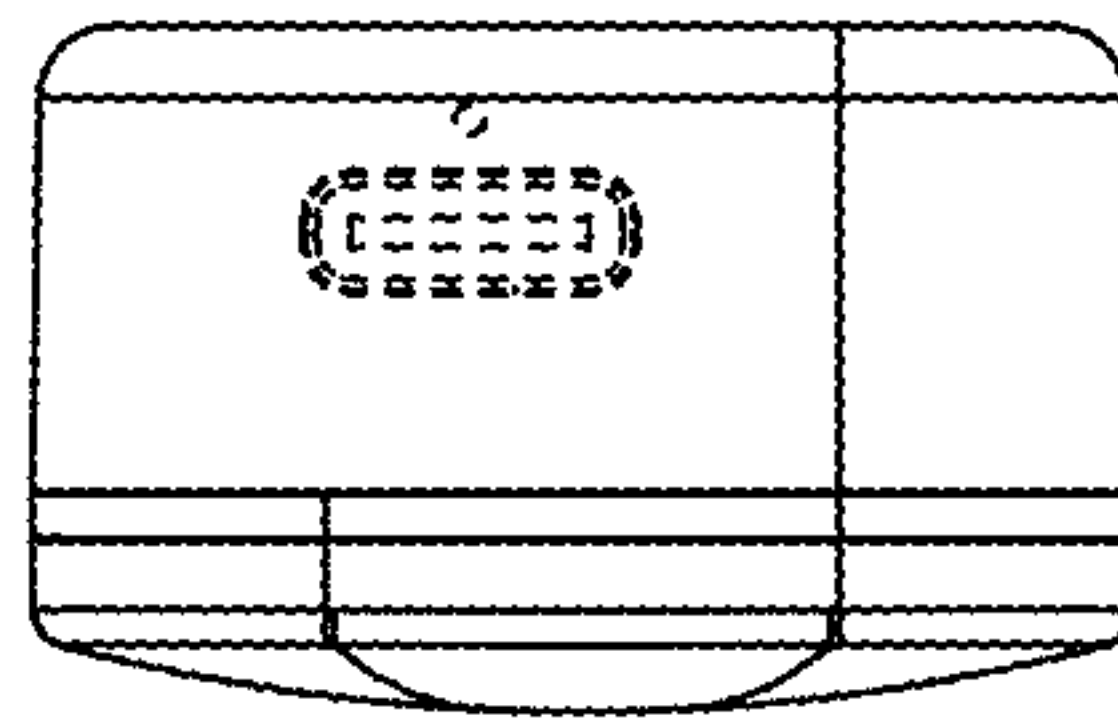


FIG.6

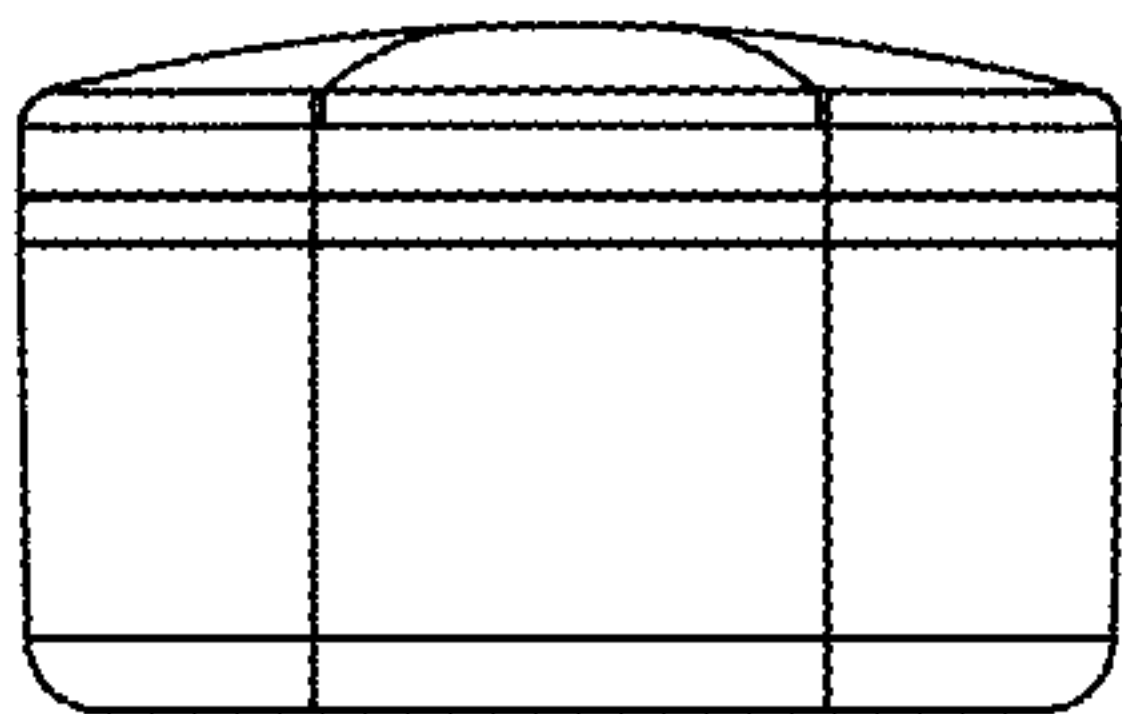


FIG.7