



US00D951606S

(12) **United States Design Patent**
Lin

(10) **Patent No.:** **US D951,606 S**
(45) **Date of Patent:** **** May 17, 2022**

(54) **SHOE**

(71) Applicant: **QUANZHOU XUENA SHOES AND CLOTHING CO., LTD.**, Fujian (CN)

(72) Inventor: **Juan Lin**, Fujian (CN)

(73) Assignee: **QUANZHOU XUENA SHOES AND CLOTHING CO., LTD.**, Fujian (CN)

(**) Term: **15 Years**

(21) Appl. No.: **29/773,069**

(22) Filed: **Mar. 5, 2021**

(51) **LOC (13) Cl.** **02-04**

(52) **U.S. Cl.**

USPC **D2/916**; D2/943; D2/951

(58) **Field of Classification Search**

USPC D2/896, 902, 903, 905, 907, 908, 916,
D2/943, 946, 947, 951, 957, 958, 959

CPC A43B 1/00; A43B 1/10; A43B 1/12; A43B
1/14; A43B 3/12; A43B 3/122; A43B
3/124; A43B 3/126; A43B 3/128; A43B
5/00; A43B 5/001; A43B 5/002; A43B
5/003; A43B 5/007; A43B 5/008; A43B
5/02; A43B 5/06; A43B 5/08; A43B 5/10;
A43B 5/14; A43B 13/00; A43B 13/02;
A43B 13/04; A43B 13/06

See application file for complete search history.

(56) **References Cited**

U.S. PATENT DOCUMENTS

D446,000 S * 8/2001 Price D2/902
D447,859 S * 9/2001 Matis D2/902
D465,905 S 11/2002 Meza

D526,768 S * 8/2006 Keen D2/916
D528,270 S * 9/2006 Keen D2/916
D528,273 S * 9/2006 Keen D2/916
D547,936 S * 8/2007 Masullo D2/969
D594,209 S * 6/2009 Banik D2/969
D657,941 S 4/2012 Bramani et al.
D800,428 S * 10/2017 Choi D2/903
D851,368 S * 6/2019 Fuerst, Sr. D2/916
D882,217 S * 4/2020 Zhang D2/916
D919,943 S * 5/2021 Zhang D2/916
D926,455 S * 8/2021 Driscoll D2/969
D929,106 S * 8/2021 Evans D2/969
2003/0182820 A1 * 10/2003 Fuerst B29D 35/0081
36/11.5

* cited by examiner

Primary Examiner — Elizabeth J Oswecki

(74) *Attorney, Agent, or Firm* — ScienBiziP, P.C.

(57) **CLAIM**

The ornamental design for a shoe, as shown and described.

DESCRIPTION

FIG. 1 is a front, right side, and top perspective view of a shoe, showing my new design;

FIG. 2 is a rear, left side, and bottom perspective view thereof;

FIG. 3 is a top plan view thereof;

FIG. 4 is a bottom plan view thereof;

FIG. 5 is a right side elevation view thereof;

FIG. 6 is a left side elevation view thereof;

FIG. 7 is a front elevation view thereof; and,

FIG. 8 is a rear elevation view thereof.

The broken lines shown in the drawings are included for the purpose of illustrating portions of the shoe that form no part of the claimed design.

1 Claim, 8 Drawing Sheets

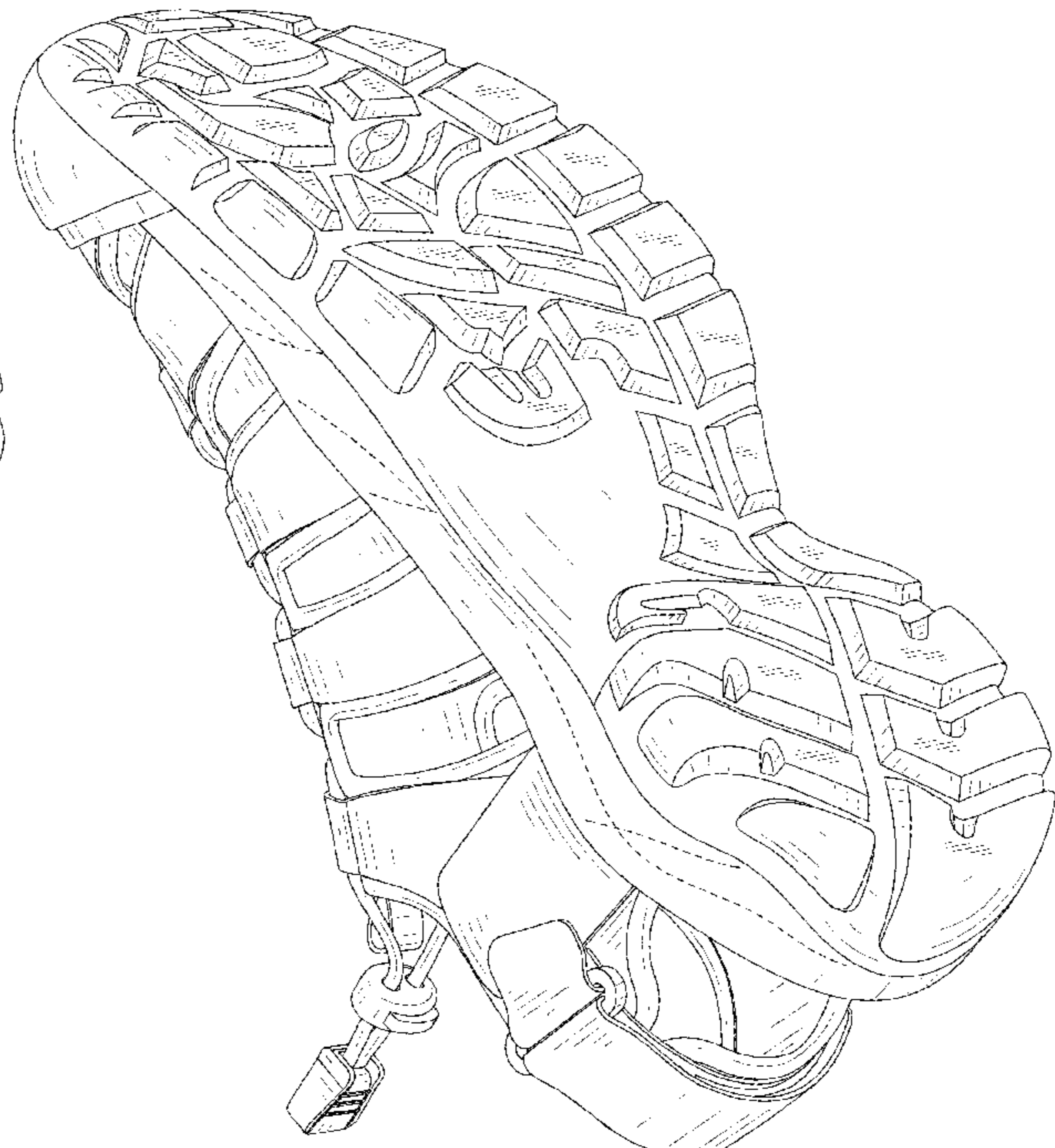




FIG.1




FIG.2

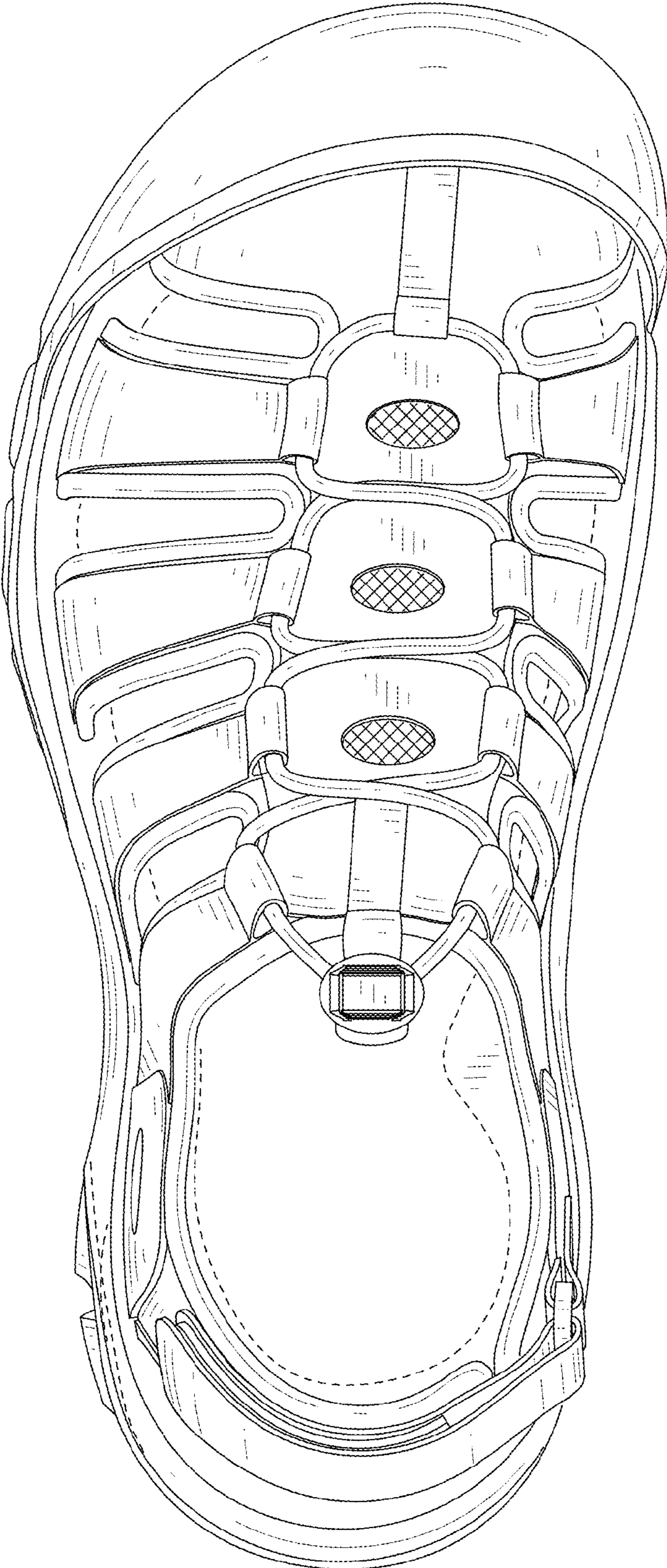


FIG.3

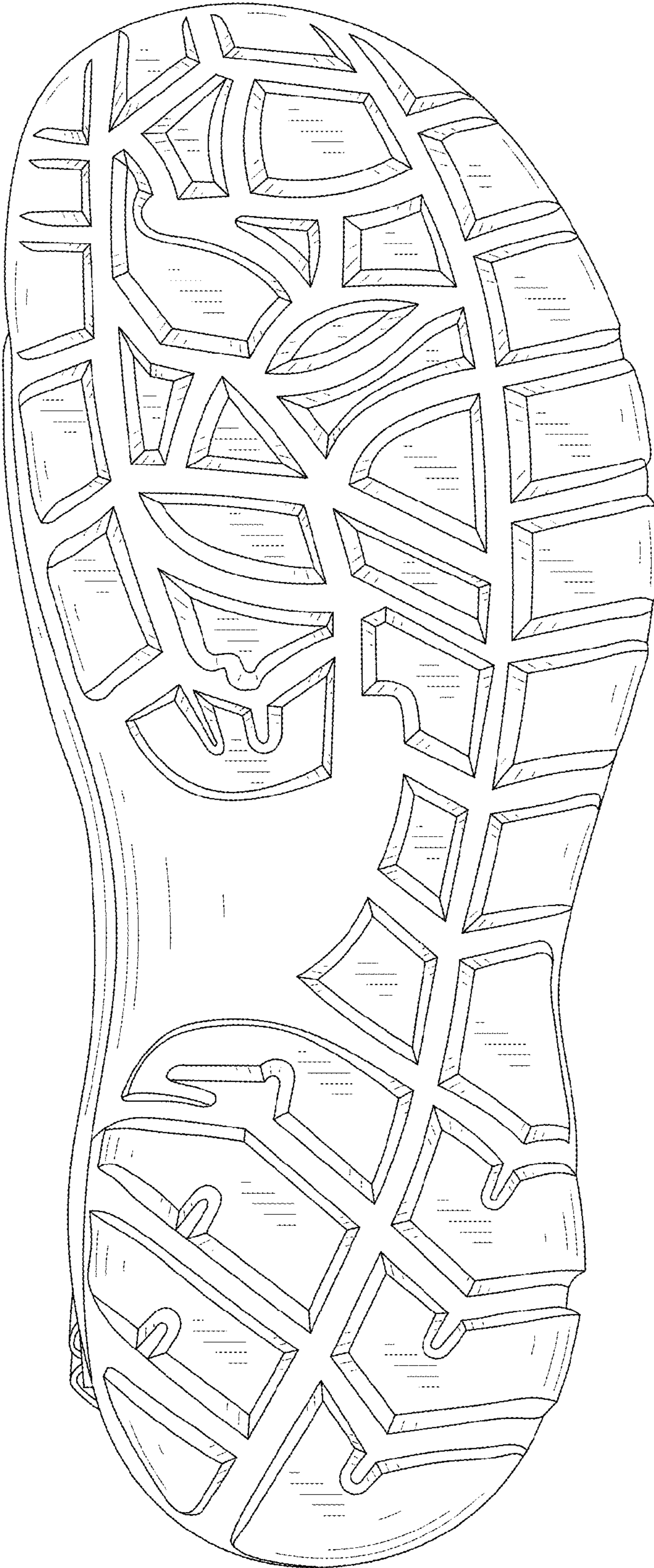


FIG.4

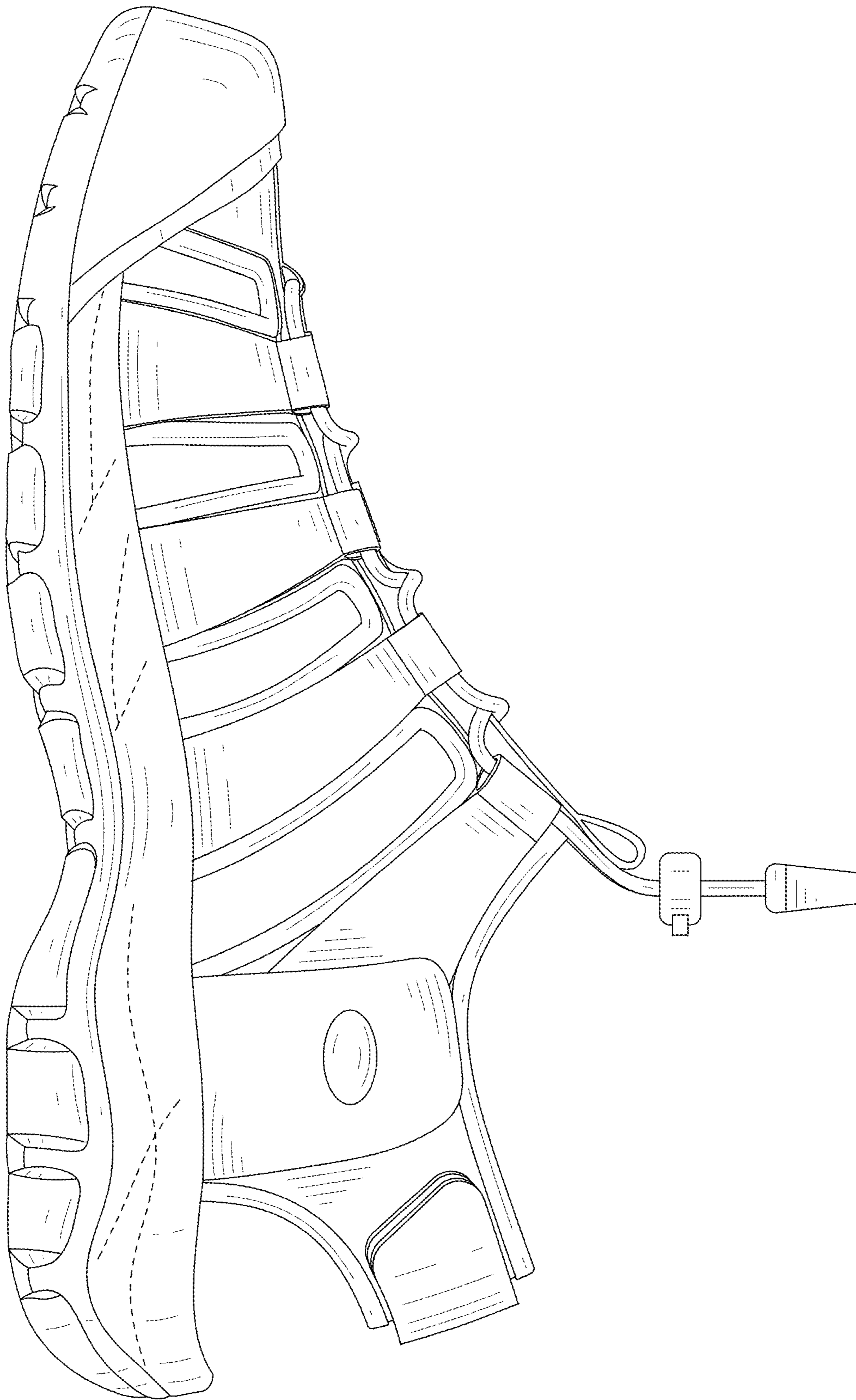


FIG.5

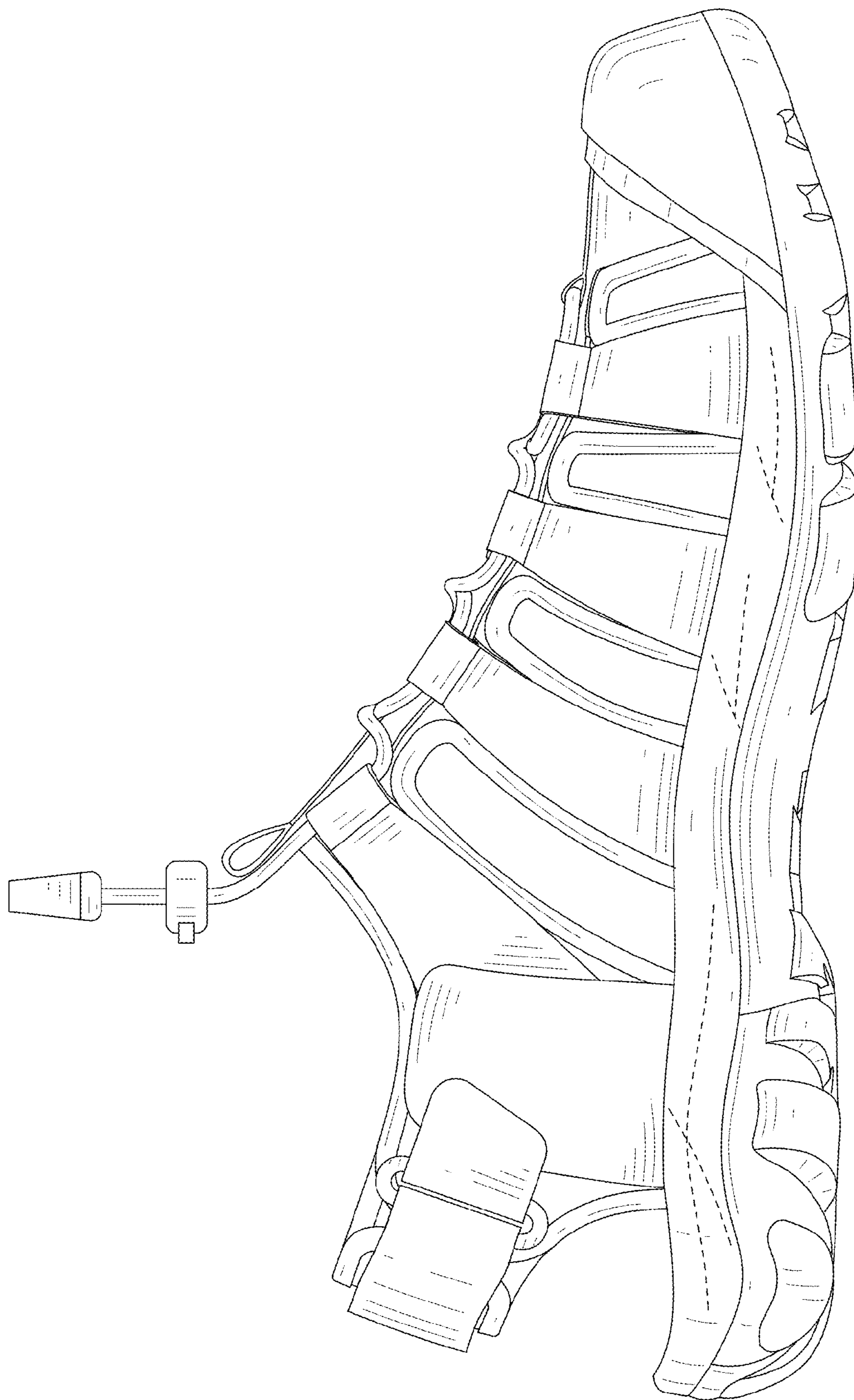


FIG.6

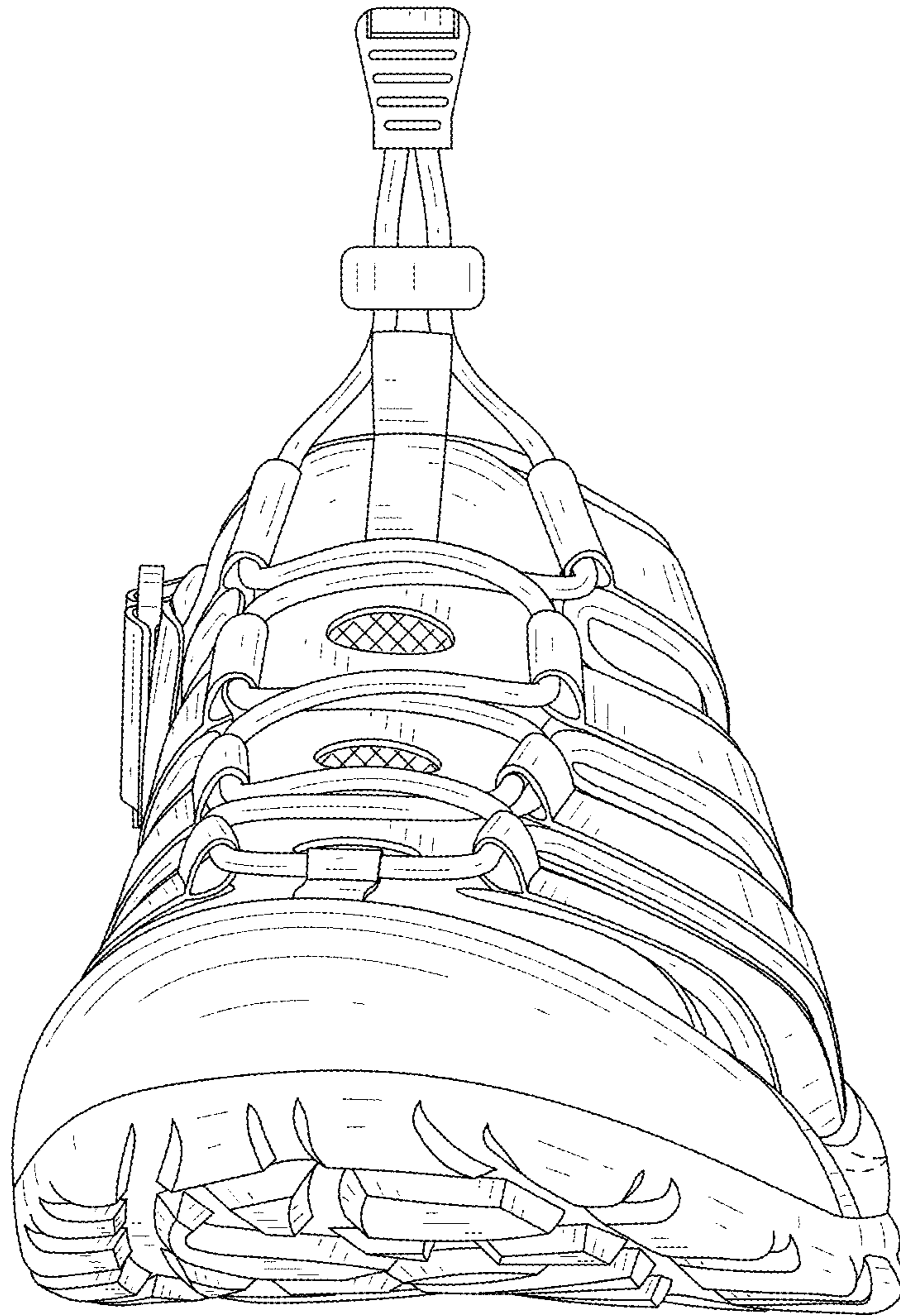


FIG. 7

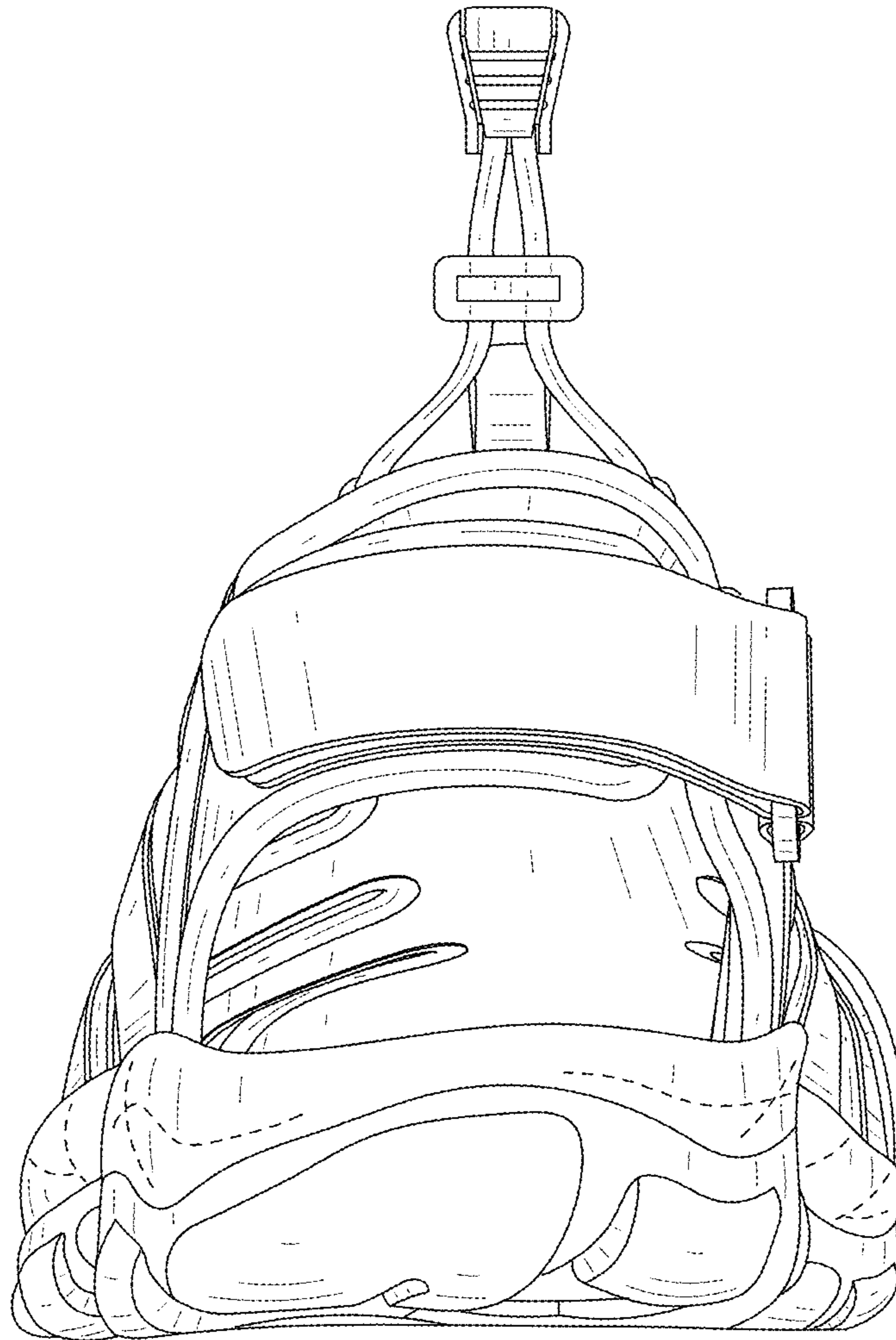


FIG. 8